

Konectek

A Member of Qingflex Group



FITTING

QINGFLEX GROUP

Qingdao Konectek Manufacture Co.,Ltd

山东省青岛市黄岛区大场镇大营路16号
NO.16 DAYINGROAD, DACHANGTOWN,
HUAGNDAO, QINGDAO, SHANDONG, CHINA

国内业务 Domestic Business Dept

☎ 0532-55588594 0532-55588592

✉ info@qingflex.com

🌐 www.qingflex.cn

国际业务 International Business Dept

International Business Dept

☎ +86-532-55588511 +86-532-55588592

✉ info@qingflex.com

🌐 www.qingflex.com

QINGFLEX GROUP

QINGDAO KONECTEK MANUFACTURE CO.,LTD




软管接头产品手册

HYDRAULIC FITTING CATALOGUE

contents

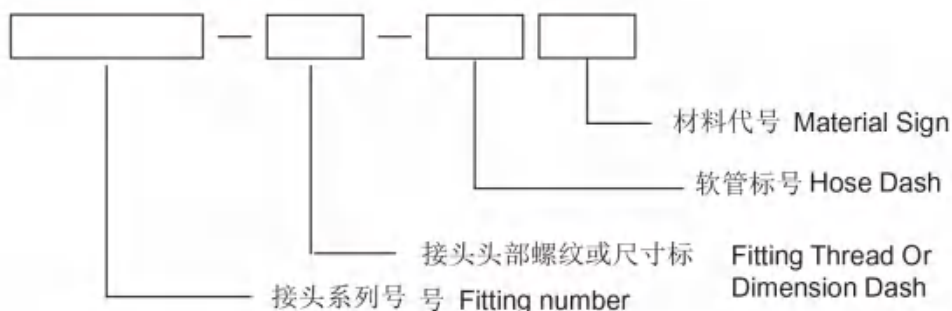
01		软管接头代号说明 How to order hose fitting
04		套筒 Ferrule
17		标准接头 Standard hose fitting
80		剥内外胶接头 Interlock Hose Fitting
93		可拆式接头 Reusable hose fitting
101		插入接头 Ferrule less hose Fitting
107		一体式接头 One Piece hose fitting
178		附加资料 Information



软管接头代号说明 How to order hose fitting

软管接头代号说明 How to order hose fitting

软管接头代号说明 How to order hose fitting



材料 MATERIAL	碳钢 CARBON STEEL	铜 COPPER	不锈钢 STAINLESS STEEL
代号 SIGN	----	BR	SS-表示接头材料为不锈钢1Cr18Ni9Ti SR-表示材料为不锈钢304 SU-表示材料为不锈钢316

软管公称内径 HOSE DN	3	4	5	6	8	10	12	16	20	22	25	32	40	45	50	64
软管标号 HOSE DASH	-01	-02	-03	-04	-05	-06	-08	-10	-12	-14	-16	-20	-24	-28	-32	-40

英管螺纹 BSP THREAD	G1/8" x28	G1/4" x19	--	G3/8" x19	G1/2" x14	G5/8" x14	G3/4" x14	G1"x11	G1.1/4" x11	G1.1/2" x11	G2"x11
英锥管螺纹 BSPT THREAD	R1/8" x28	R1/4" x19	--	R3/8" x19	R1/2" x14	--	R3/4" x14	R1"x11	R1.1/4" x11	R1.1/2" x11	R2"x11
布锥管螺纹 NPT THREAD	Z1/8" x27	Z1/4" x18	--	Z3/8" x18	Z1/2" x14	--	Z3/4" x14	Z1" x11.5	Z1.1/4" x11.5	Z1.1/2" x11.5	Z2" x11.5
美制 JIC 螺纹 JIC THREAD	--	7/16" x20	1/2" x20	9/16" x18	3/4" x16	7/8" x14	1.1/16" x12	1.5/16" x12	1.5/8" x12	1.7/8" x12	2.1/2" x12
美制 ORFS 螺纹 ORFS THREAD	--	9/16" x18	--	11/16" x16	13/16" x16	1" x14	1.3/16" x12	1.7/16" x12	1.11/16" x12	2" x12	--
美制 SAE 螺纹 SAE THREAD	--	--	--	5/8" x18	--	--	1.1/16" x14	--	--	--	--
法兰规格 FLANGE SIZE	--	--	--	--	1/2"	--	3/4"	1"	1.1/4"	1.1/2"	2"
标号 DASH	-02	-04	-05	-06	-08	-10	-12	-16	-20	-24	-32

注：公制螺纹标号与螺纹外径一致。 Note: The dash of metric thread accords with the O.D. of thread.

标注示例：15611系列，接头螺纹为Z1/2"X14，配用软管内径为12MM，用碳钢制作的接头，代号为 15611-08-08，如用不锈钢1Cr18Ni9Ti制作，代号为 15611-08-08SS。

软管接头代号说明 How to order hose fitting

软管接头编号规则

一 芯子编号规则:

第一位 芯头类型	第二位 螺纹制度	第三位 连接面	第四位 弯曲度	第五位 芯尾类型
外螺纹 1	公制 0	无含义 0	直芯 1	编织 (1层和2层) 芯尾 1
扣帽 2		球面 1	45度弯芯 4	缠绕 (4层) 芯尾 2
	英管螺纹 2	平面 2	90度弯芯 9	剥内胶 (6层) 芯尾 3
串钢丝帽 4	英锥管螺纹 3	平面带 O 型圈 3		
	美制 ORFS 螺纹 4	24度锥面 / 底座, 轻型 4		
	美制锥管螺纹 5	24度锥面 / 底座, 重型 5		
	美制 JIC 螺纹 6	60度锥面 / 底座 6		
	美制 SAE 螺纹 7	74度锥面 / 底座 7		
	日式公制螺纹 8	90度锥面 / 底座 8		
	日式英管螺纹 9			
B 型卡套式 5	DIN 0	0	同上	同上
B 型卡套式 5	国标公制 1	0		
B 型卡套式 5	英制 2	0		
K 型插装式 6	煤炭部 0	0	同上	同上
K 型插装式 6	英制 2	0		
O 型铰接式 7	DIN 0	0	同上	同上
O 型铰接式 7	国标公制 1	0		
O 型铰接式 7	英制 2			
F 型法兰芯 8	美制 SAE 7	3000PSI 3	同上	同上
F 型法兰芯 8	美制 SAE 7	6000PSI 6		
F 型法兰芯 8	日制 8	圆型 1		
F 型法兰芯 8	日制 8	方型 3		

1. 型号最后加T表示套螺母。
2. 对第一位为2、4的芯子须在整個代号后加X, 如不加X则表示芯子与螺母的组合作件。
如22611-08-08表示英管螺纹60°外锥面带扣压螺母的编织直芯。
22611-08-08X表示配英管螺纹扣压螺母的60°外锥面编织直芯。
3. 对标准设计为圆形的芯子, 如需改为六角芯, 则在整個代号后加D。
4. 对标准设计为24°加O-RING的芯子, 如需改为与24°密封的球形, 则在代号后加C。
5. 对英锥管外螺纹的芯子, 如需加60°内锥, 则在整個代号后加SP。

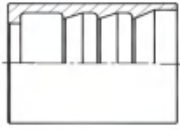
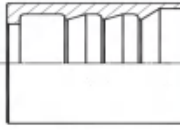

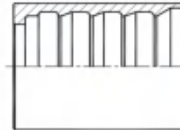
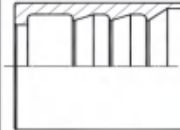
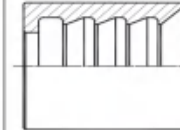
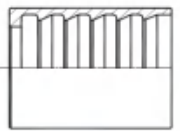
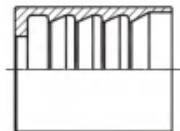
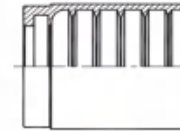
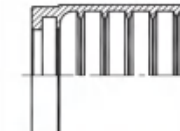
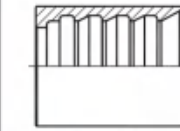
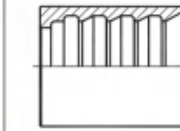
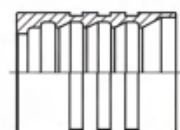
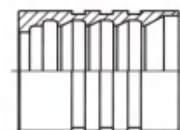
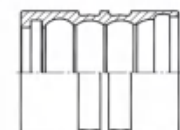
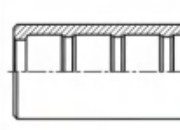
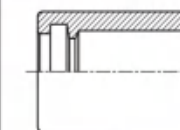
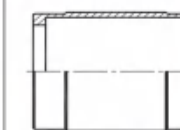

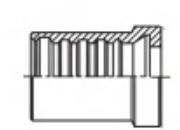
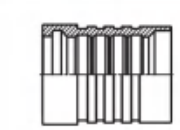
二 套筒编号规则:

第一位 套筒	第二位 胶管来源	第三位 加强层	第四位 剥胶形式	第五位 特殊规格
所有套筒 0	进口胶管 0	纤维编织 0	剥外胶 0	R7/R8 树脂管 8
	国产胶管 1	一层编织 1	不剥外胶 1	无含义 0
		二层编织 2	剥内外胶 2	无含义 0
		三层编织 3		无含义 0
		二层钢丝缠绕 5		进口 4SP 0
		四层钢丝缠绕 4		进口 4SH 1
		六层钢丝缠绕 6		

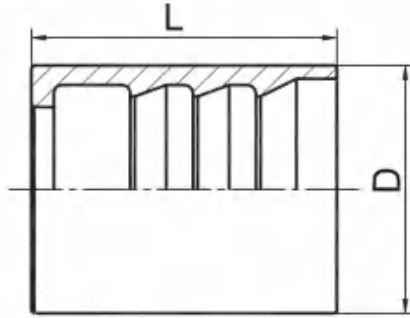
套筒 Ferrule

套筒 FERRULE

型号索引 Part NO. Index

 01100 P6	 01200 P6	 01300 P7	 01400 P7	 00100 P8	 00200 P8
 00110 P9	 00210 P9	 00110-A P10	 03310 P10	 00400 P11	 00401 P12
 00402 P12	 00403 P13	 00405 P13	 00018 P14	 00TF0 P14	 00710 P15
 00500 P15	 00421 P16	 00621 P16			

套筒 FERRULE

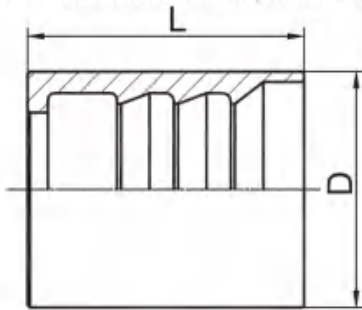


01100

国产一层编织软管套筒
FERRULE FOR CHINA 1-WIRE HOSE

代号 PART NO.	软管 HOSE BORE		尺寸 DIMENSIONS		
	公称内径 DN	标号 DASH	D	L	
01100-02	4	02	17	28	
01100-04	6	04	19	30	
01100-05	8	05	21	32	
01100-06	10	06	23	32	
01100-08	12	08	28	34	
01100-10	16	10	31	39	
01100-12	20	12	34	43	
01100-14	22	14	37	43	
01100-16	25	16	41	50	
01100-20	32	20	49	59	
01100-24	40	24	55	74	
01100-32	50	32	68	78	

注：当材料代号为碳钢时，则不标注材料代号，为不锈钢材料时，标注SS，如SS01100-XX
Note: When the material code is carbon steel, the material code is not marked. When it is stainless steel, SS is marked, such as SS01100-XX



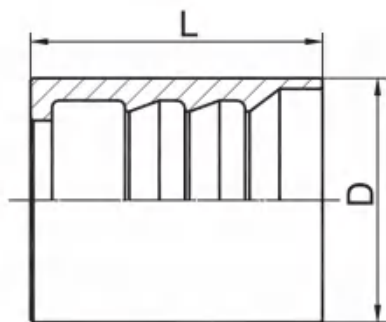
01200

国产二层编织软管套筒
FERRULE FOR CHINA 2-WIRE HOSE

代号 PART NO.	软管 HOSE BORE		尺寸 DIMENSIONS		
	公称内径 DN	标号 DASH	D	L	
01200-03	4	02	18.5	28	
01200-04	6	04	21.5	30	
01200-05	8	05	23	32	
01200-06	10	06	25	32	
01200-08	12	08	31	34	
01200-10	16	10	34	39	
01200-12	20	12	37	43	
01200-14	22	14	40	43	
01200-16	25	16	43	50	
01200-20	32	20	51	59	
01200-24	40	24	57	74	
01200-28	45	28	64	74	
01200-32	50	32	70	78	

注：当材料代号为碳钢时，则不标注材料代号，为不锈钢材料时，标注SS，如SS01200-XX
Note: When the material code is carbon steel, the material code is not marked. When it is stainless steel, SS is marked, such as SS01200-XX

套筒 FERRULE



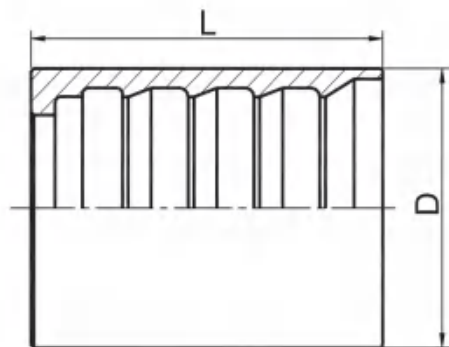
01300

国产三层编织软管套筒
FERRULE FOR CHINA 3-WIRE HOSE

代号 PART NO.	软管 HOSE BORE		尺寸 DIMENSIONS		
	公称内径 DN	标号 DASH	D	L	
01300-04	6	04	23	30	
01300-05	8	05	25	32	
01300-06	10	06	27	32	
01300-08	12	08	33	34	
01300-10	16	10	36	39	
01300-12	20	12	39	43	
01300-14	22	14	42	43	
01300-16	25	16	45	50	
01300-20	32	20	53	59	
01300-24	40	24	59	74	
01300-28	45	28	67	74	
01300-32	50	32	72	78	

注：当材料代号为碳钢时，则不标注材料代号，为不锈钢材料时，标注SS，如SS01300-XX

Note: When the material code is carbon steel, the material code is not marked. When it is stainless steel, SS is marked, such as SS01300-XX



01400

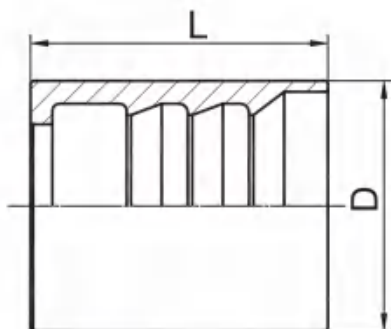
R12/20-24 软管套筒
FERRULE FOR R12/20-24 HOSE

代号 PART NO.	软管 HOSE BORE		尺寸 DIMENSIONS		
	公称内径 DN	标号 DASH		L	
01400-20	32	20		67.5	
01400-24	38	24		75	

注：当材料代号为碳钢时，则不标注材料代号，为不锈钢材料时，标注SS，如SS01400-XX

Note: When the material code is carbon steel, the material code is not marked. When it is stainless steel, SS is marked, such as SS01400-XX

套筒 FERRULE



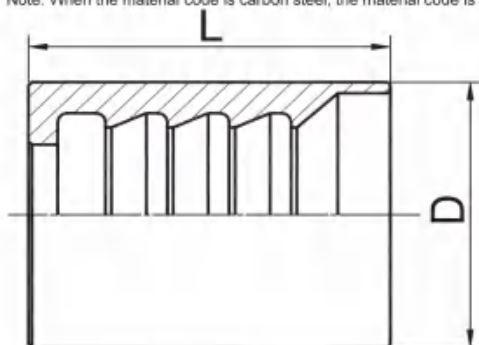
00100

SAE100R1A/DIN20022 1ST 软管套筒
FERRULE FOR SAE100R1A/DIN20022 1ST HOSE

代号 PART NO.	软管 HOSE BORE		尺寸 DIMENSIONS		
	公称内径 DN	标号 DASH	D	L	
00100-03	5	03	17.5	27	
00100-04	6	04	20.6	30	
00100-05	8	05	21.5	31	
00100-06	10	06	24	32	
00100-08	12	08	28.5	34	
00100-10	16	10	32	37	
00100-12	20	12	36	43	
00100-16	25	16	43	50	
00100-20	32	20	50.5	59	
00100-24	40	24	57	74	
00100-32	50	32	70.6	78	

注：当材料代号为碳钢时，则不标注材料代号，为不锈钢材料时，标注SS，如SS00100-XX

Note: When the material code is carbon steel, the material code is not marked. When it is stainless steel, SS is marked, such as SS00100-XX.



00200

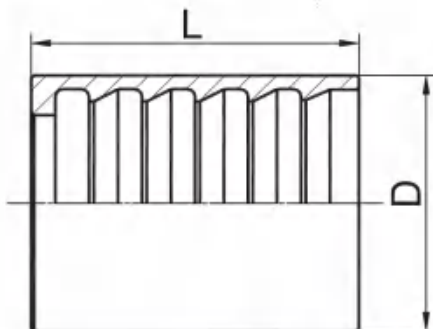
SAE 100 R2AT/EN 853 2SN 软管套筒
FERRULE FOR SAE 100 R2AT/EN 853 2SN HOSE

代号 PART NO.	软管 HOSE BORE		尺寸 DIMENSIONS		
	公称内径 DN	标号 DASH	D	L	
00200-03	5	03	20.6	27	
00200-04	6	04	21	30	
00200-05	8	05	24	31	
00200-06	10	06	25.5	32	
00200-08	12	08	30	34	
00200-10	16	10	33.4	37	
00200-12	20	12	38	43	
00200-16	25	16	46	50	
00200-20	32	20	56	59	
00200-24	40	24	62	74	
00200-32	50	32	75	78	

注：当材料代号为碳钢时，则不标注材料代号，为不锈钢材料时，标注SS，如SS00200-XX

Note: When the material code is carbon steel, the material code is not marked. When it is stainless steel, SS is marked, such as SS00200-XX.

套筒 FERRULE



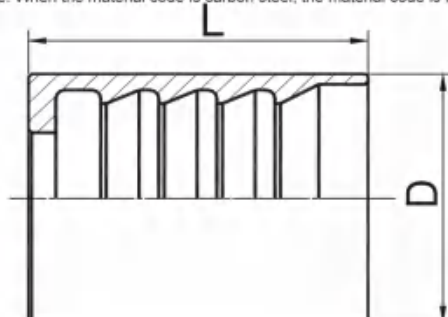
00110

SAE100R1AT/EN 853 1SN 软管套筒
FERRULE FOR SAE100R1AT/EN 853 1SN HOSE

代号 PART NO.	软管 HOSE BORE		尺寸 DIMENSIONS		
	公称内径 DN	标号 DASH	D	L	
00110-03	5	03	17.5	27	
00110-04	6	04	20.6	30	
00110-05	8	05	20.8	31	
00110-06	10	06	23.3	32	
00110-08	12	08	27	34	
00110-10	16	10	32	37	
00110-12	20	12	34	43	
00110-16	25	16	42.6	50	
00110-20	32	20	52	59	
00110-24	40	24	58	74	
00110-32	50	32	72	78	

注：当材料代号为碳钢时，则不标注材料代号，为不锈钢材料时，标注SS，如SS00110-XX

Note: When the material code is carbon steel, the material code is not marked. When it is stainless steel, SS is marked, such as SS00110-XX



00210

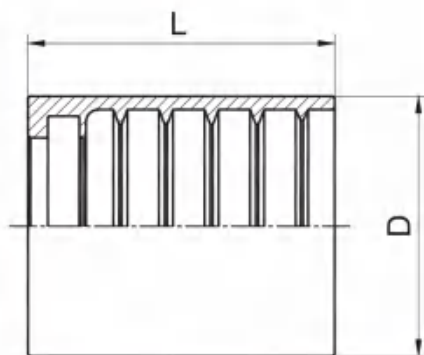
SAE100R2AT/EN 853 2SN 软管套筒
FERRULE FOR SAE100R2AT/EN 853 2SN HOSE

代号 PART NO.	软管 HOSE BORE		尺寸 DIMENSIONS		
	公称内径 DN	标号 DASH		L	
00210-03	5	03		27	
00210-04	6	04		30	
00210-05	8	05		31	
00210-06	10	06		32	
00210-08	12	08		34	
00210-10	16	10		37	
00210-12	20	12		43	
00210-16	25	16		50	
00210-20	32	20		59	
00210-24	40	24		74	
00210-32	50	32		78	

注：当材料代号为碳钢时，则不标注材料代号，为不锈钢材料时，标注SS，如SS00210-XX

Note: When the material code is carbon steel, the material code is not marked. When it is stainless steel, SS is marked, such as SS00210-XX

套筒 FERRULE



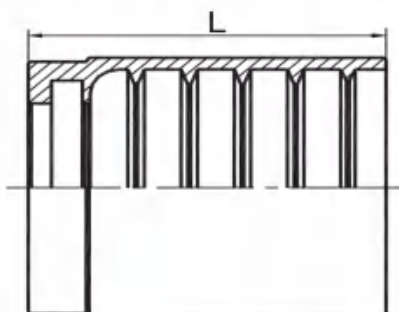
00110-A

SAE100R1AT/DIN20022 1SN 软管套筒
FERRULE FOR SAE100R1AT/DIN20022 1SN HOSE

代号 PART NO.	软管 HOSE BORE		尺寸 DIMENSIONS		
	公称内径DN	标号DASH	D	L	
00110-03A	5	03	18.5	23	
00110-04A	6	04	21	30.5	
00110-05A	8	05	21.5	30	
00110-06A	10	06	24.3	32	
00110-08A	12	08	28	34	
00110-10A	16	10	31.3	37	
00110-12A	20	12	35.5	42	
00110-16A	25	16	43.5	51	

注：当材料代号为碳钢时，则不标注材料代号，为不锈钢材料时，标注SS，如SS00110-XX

Note: When the material code is carbon steel, the material code is not marked. When it is stainless steel, SS is marked, such as SS00110-XX



03310

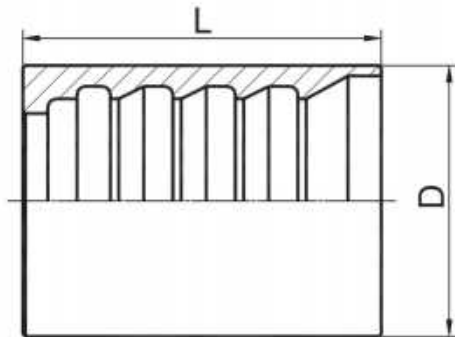
SAE 100 R2AT/EN 853 2SN 软管套筒
FERRULE FOR SAE 100 R2AT/EN 853 2SN HOSE

代号 PART NO.	软管 HOSE BORE		尺寸 DIMENSIONS		
	公称内径DN	标号DASH		L	
03310-03	5	03		23	
03310-04	6	04		30.5	
03310-05	8	05		30	
03310-06	10	06		32	
03310-08	12	08		34	
03310-10	16	10		37	
03310-12	19	12		42	
03310-16	25	16		51	

注：当材料代号为碳钢时，则不标注材料代号，为不锈钢材料时，标注SS，如SS03310-XX

Note: When the material code is carbon steel, the material code is not marked. When it is stainless steel, SS is marked, such as SS03310-XX

套筒 FERRULE



00400

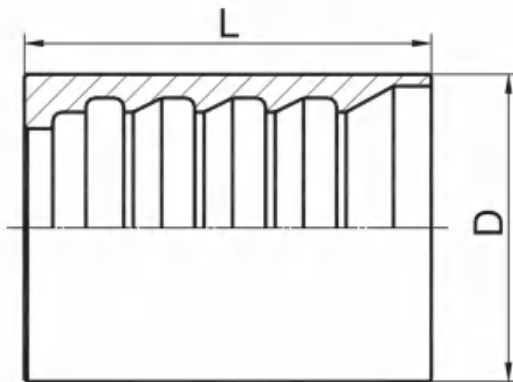
4SP、4SH/12-16、R12/06-16 软管套筒
 FERRULE FOR 4SP、4SH/12-16、R12/06-16 HOSE

代号 PART NO.	软管 HOSE BORE		尺寸 DIMENSIONS		
	公称内径DN	标号DASH		L	
00400-04	6	04		37.5	
00400-06	10	06		39	
00400-08	12	08		41	
00400-10	16	10		43	
00400-12	20	12		51	
00400-16	25	16		61.5	
00400-20	32	20		67.5	
00400-24	40	24		75	
00400-32	50	32		79	

注：当材料代号为碳钢时，则不标注材料代号，为不锈钢材料时，标注SS，如SS00400-XX

Note: When the material code is carbon steel, the material code is not marked. When it is stainless steel, SS is marked, such as SS00400-XX

套筒 FERRULE



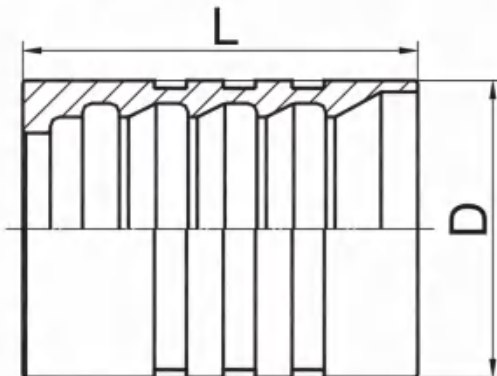
00401

4SH、R12/32 软管套筒
FERRULE FOR 4SH、R12/32 HOSE

代号 PART NO.	软管 HOSE BORE		尺寸 DIMENSIONS		
	公称内径 DN	标号 DASH		L	
00401-20	32	20		67.5	
00401-24	40	24		75	
00401-32	50	32		79	

注：当材料代号为碳钢时，则不标注材料代号，为不锈钢材料时，标注SS，如SS00401-XX

Note: When the material code is carbon steel, the material code is not marked. When it is stainless steel, SS is marked, such as SS00401-XX



00402

SAE 100 R9AT-R12, DIN EN
856-4SP/04-16 软管套筒
FERRULE FOR SAE 100 R9AT-R12,
DIN EN 856-4SP/04-16 HOSE

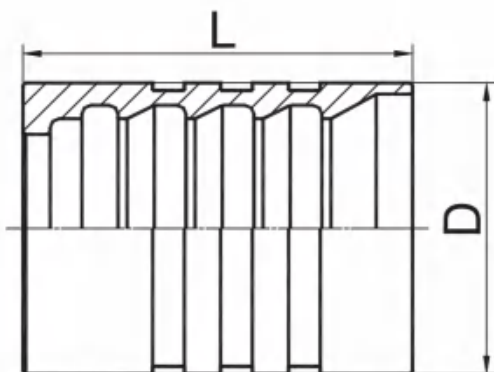
代号 PART NO.	软管 HOSE BORE		尺寸 DIMENSIONS		
	公称内径 DN	标号 DASH	D	L	
00402-04	6	04	21.5	30	
00402-06	10	06	26	33	
00402-08	12	08	30	34	
00402-10	16	10	33	39	
00402-12	20	12	38	40	
00402-16	25	16	46	51	
00402-20	32	20	55	60	
00402-24	40	24	63	70	
00402-32	50	32	77	72	

注：使用前需向指定分销商查询扣压参数

注：当材料代号为碳钢时，则不标注材料代号，为不锈钢材料时，标注SS，如SS00402-XX

Note: When the material code is carbon steel, the material code is not marked. When it is stainless steel, SS is marked, such as SS00402-XX

套筒 FERRULE



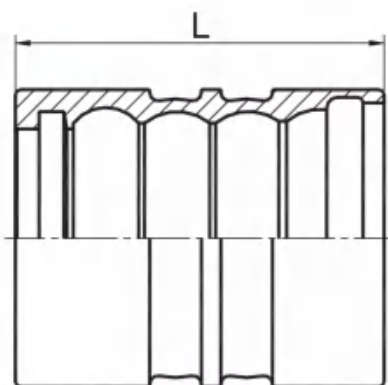
00403

DIN EN 856-4SP 软管套筒
FERRULE FOR DIN EN 856-4SP HOSE

代号 PART NO.	软管 HOSE BORE		尺寸 DIMENSIONS		
	公称内径DN	标号DASH	D	L	
00403-20	32	20	57	60	
00403-24	40	24	65	70	
00403-32	50	32	79	72	

注:使用前需向指定分销商查询扣压参数

注: 当材料代号为碳钢时, 则不标注材料代号, 为不锈钢材料时, 标注SS, 如SS00403-XX
Note: When the material code is carbon steel, the material code is not marked. When it is stainless steel, SS is marked, such as SS00403-XX



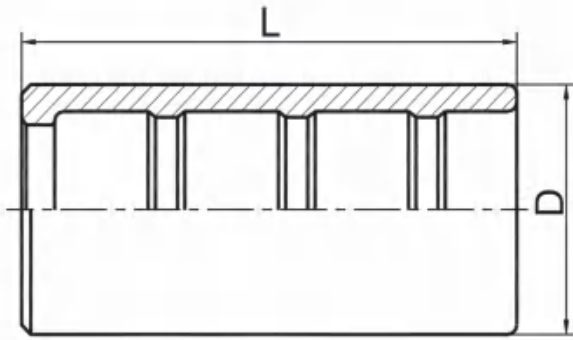
00405

DIN20023 4SH 胶管套筒
FERRULE FOR DIN20023 4SH HOSE

代号 PART NO.	胶管 HOSE BORE		尺寸 DIMENSIONS		
	公称内径DN	标号 DASH		L	
00405-12	20	12		56	
00405-16	25	16		64	
00405-20	32	20		70	
00405-24	38	24		82.5	
00405-32	50	32		82.5	

注: 当材料代号为碳钢时, 则不标注材料代号, 为不锈钢材料时, 标注SS, 如SS00405-XX
Note: When the material code is carbon steel, the material code is not marked. When it is stainless steel, SS is marked, such as SS00405-XX

套筒 FERRULE



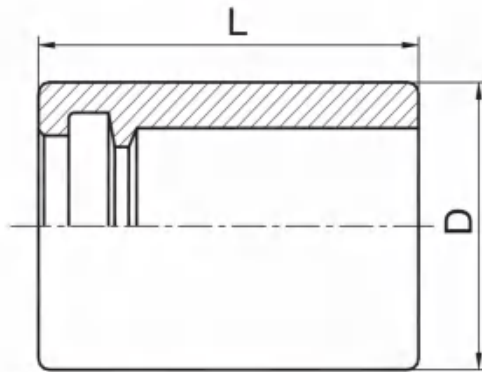
00018

SAE 100 R7 软管套筒
FERRULE FOR SAE100R7 HOSE

代号 PART NO.	软管 HOSE BORE		尺寸 DIMENSIONS		
	公称内径 DN	标号 DASH	D	L	
00018-03	5	03	14.2	27	
00018-04	6	04	17	29	
00018-05	8	05	18.8	31	
00018-06	10	06	21	31	
00018-08	12	08	25.5	34	
00018-10	16	10	31.5	36	
00018-12	20	12	33	43	

注：当材料代号为碳钢时，则不标注材料代号，为不锈钢材料时，标注SS，如SS00018-XX

Note: When the material code is carbon steel, the material code is not marked. When it is stainless steel, SS is marked, such as SS00018-XX



00TF0

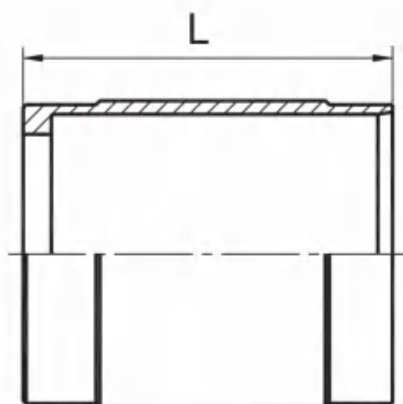
铁氟龙套筒
FERRULE FOR TEFLON HOSE

代号 PART NO.	软管 HOSE BORE		尺寸 DIMENSIONS		
	公称内径 DN	标号 DASH		L	
00TF0-03	4	03		27.5	
00TF0-04	6	04		30.7	
00TF0-05	8	05		30.6	
00TF0-06	10	06		32.1	
00TF0-08	12	08		34.3	
00TF0-10	16	10		37	
00TF0-12	20	12		42.8	
00TF0-14	22	14		42.7	
00TF0-16	25	16		50.8	

注：当材料代号为碳钢时，则不标注材料代号，为不锈钢材料时，标注SS，如SS00TF0-XX

Note: When the material code is carbon steel, the material code is not marked. When it is stainless steel, SS is marked, such as SS00TF0-XX

套筒 FERRULE



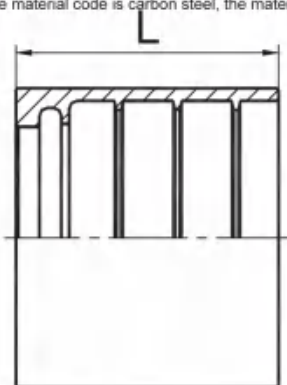
00710

铁氟龙套筒
FERRULE FOR TEFLON HOSE

代号 PART NO.	胶管 HOSE BORE		尺寸 DIMENSIONS		
	公寸内径 DN	标号 DASH		L	
00710-06	10	06		28.6	
00710-08	12	08		30	
00710-12	20	12		38	
00710-16	25	16		45.9	
00710-20	32	20		54	
00710-24	40	24		57	
00710-32	50	32		69.8	

注：当材料代号为碳钢时，则不标注材料代号，为不锈钢材料时，标注SS，如SS00710-XX

Note: When the material code is carbon steel, the material code is not marked. When it is stainless steel, SS is marked, such as SS00710-XX



00500

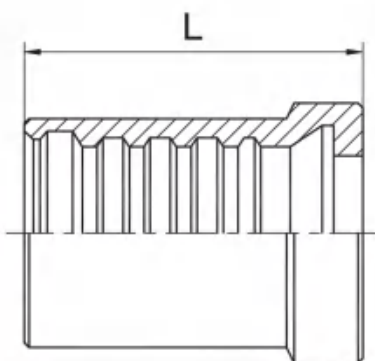
SAE 100 R5 胶管套筒
FERRULE FOR SAE100R5 HOSE

代号 PART NO.	胶管 HOSE BORE			尺寸 DIMENSIONS		
	公寸内径 DN	标号 DASH	SAE 标号 SAE DASH		L	
00500-03	4	03	04		22.6	
00500-04	6	04	05		25.7	
00500-05	8	05	06		22.4	
00500-07	11	07	08		26.2	
00500-08	12	08	10		27.7	
00500-10	16	10	12		29.7	
00500-14	22	14	16		33.5	
00500-18	28	18	20		42.7	
00500-22	35	22	24		47.0	
00500-29	46	29	32		50.8	
00500-38	60	38	40		63.0	

注：当材料代号为碳钢时，则不标注材料代号，为不锈钢材料时，标注SS，如SS00500-XX

Note: When the material code is carbon steel, the material code is not marked. When it is stainless steel, SS is marked, such as SS00500-XX

套筒 FERRULE



00421

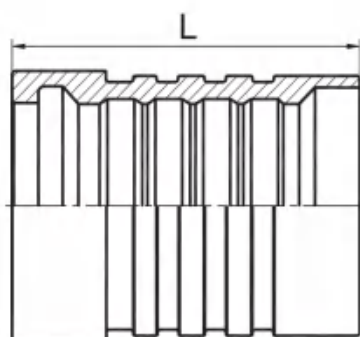
DIN20023 4SH 软管剥内外胶套筒
INTERLOCK FERRULE FOR DIN20023 4SH HOSE

代号 PART NO.	软管 HOSE BORE		尺寸 DIMENSIONS			
	公称内径 DN	标号 DASH		L		
00421-20	32	20		88		
00421-24	40	24		102		
00421-32	50	32		108		

注：4SH-12、-16 软管剥内胶时，分别配用 00621-12、00621-12 套筒。

注：当材料代号为碳钢时，则不标注材料代号，为不锈钢材料时，标注SS，如SS00421-XX

Note: When the material code is carbon steel, the material code is not marked. When it is stainless steel, SS is marked, such as SS00421-XX



00621

GB/T 10544 R13 / SAE 100 R13 / EN 856 R13
软管剥内外胶套筒
INTERLOCK FERRULE FOR GB/T 10544 R13 /
SAE 100 R13 / EN856 R13 HOSE

代号 PART NO.	软管 HOSE BORE		尺寸 DIMENSIONS			
	公称内径 DN	标号 DASH		L		
00621-12	20	12		53		
00621-16	25	15		66		
00621-20	32	20		88.5		
00621-24	40	24		102		
00621-32	50	32		108		

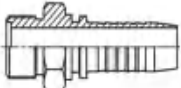
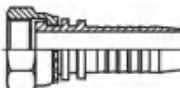
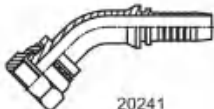
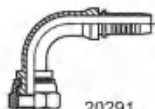
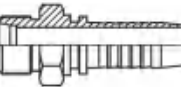
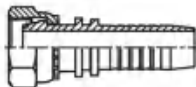
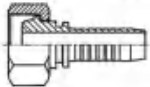
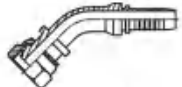
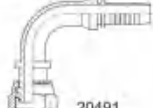
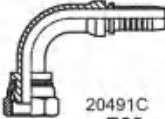
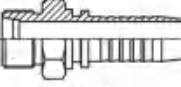
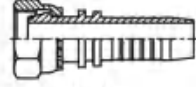
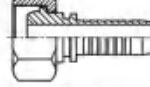


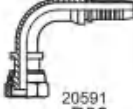
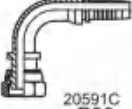
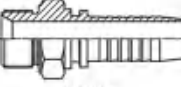

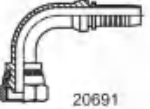
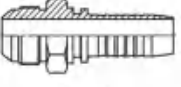

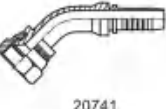
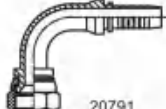
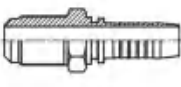
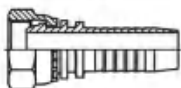
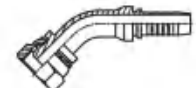
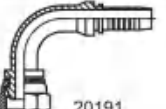
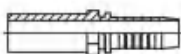
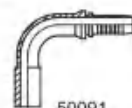




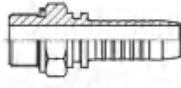
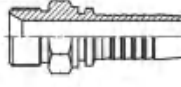
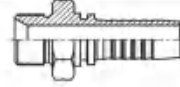
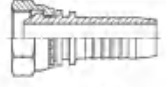
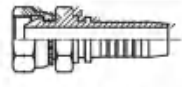

注：当材料代号为碳钢时，则不标注材料代号，为不锈钢材料时，标注SS，如SS00621-XX

Note: When the material code is carbon steel, the material code is not marked. When it is stainless steel, SS is marked, such as SS00621-XX

标准芯 Standard hose fitting

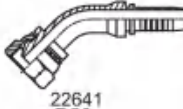
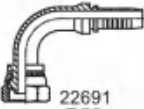
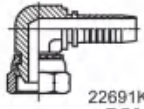
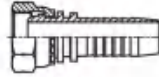


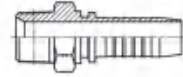

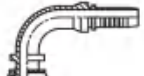
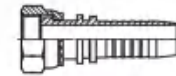
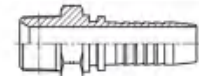








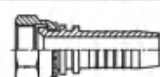

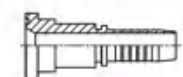




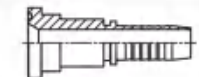

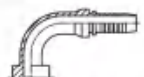
扣压式软管接头 Swaged hose fitting

型号索引 Part NO. Index

扣 压 式 软 管 接 头 Swaged Hose Fitting	公制螺纹 平面密封 Flat Seal						
	公制螺纹24°锥 密封轻系列 24° Cone O- Ring Seal L.T.						
							
	公制螺纹24°锥 密封重系列 24° Cone O- Ring Seal H.T.						
							
	公制螺纹 60°锥密封 60° Cone Seal						
	公制螺纹 74°锥密封 74° Cone Seal						
	公制螺纹 90°锥密封 90° Cone Seal						
	公制螺纹 球面密封 Multiseal						
	公制卡套直管 Standpipe Straight						
	英管螺纹 O形圈密封 BSP O-Ring Seal						
	英管螺纹 60°锥密封 BSP 60° Cone Seal						

扣压式软管接头 Swaged hose fitting

型号索引 Part NO. Index

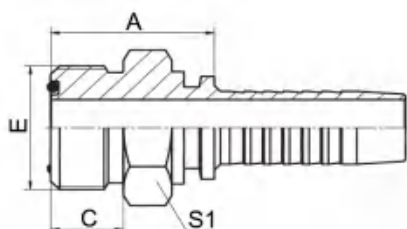
扣 压 式 软 管 接 头 Swaged Hose Fitting	英管螺纹 60°锥密封 BSP 60° Cone Seal	 22641 P52	 22691 P53	 22691K P53		
	英管螺纹 球面密封 BSP Multiseal	 22111 P54	 22141 P54	 22191 P55		
	英锥管螺纹 BSPT	 13011-SP P55				
	美制 ORFS 螺纹 平面密封 ORFS Flat Seal	 14211 P56	 24291 P56	 24211 P57		
	美制锥螺纹 NPT	 15611 P58				
	美制SAE螺纹 O形圈密封 SAE O-Ring Seal	 16011 P58				
	美制JIC螺纹 74°锥密封 JIC 74° Cone Seal	 16711 P59	 16711L P60	 26711 P61	 26741 P62	
		 26791 P63	 26791K P64			
	美制SAE螺纹 90°锥密封 SAE 90° Cone Seal	 17811 P64	 27811 P65			
	美制NPSM螺纹 60°锥面密封 NPSM 60° Cone Seal	 21611 P65				
	SAE 法兰 轻系列 SAE Flange 3000PSI L.T.	 87311 P66	 87341 P66	 87391 P67	 87391-H P67	 FL, FS P68
		SAE 法兰 重系列 SAE Flange 6000 PSI H.T.	 87611 P68	 87641 P69	 87691 P69	

扣压式软管接头 Swaged hose fitting

型号索引 Part NO. Index

扣 压 式 软 管 接 头 Swaged Hose Fitting	日式公制螺纹 60°锥密封 Metric 60° Cone Seal				18611 P70	28611 P70	28691 P71						
	日式英制螺纹 60°锥密封 GAS 60° Cone Seal				19611 P71	29611 P72	29691 P72						
	日制法兰 Flange				88111 P73	88141 P73	88191 P73						
	公制螺纹 水管接头 Metric Waterwash				20011-ST P74								
	铰接接头 Banjo							70011 P74	700M P75	71011 P75	710M P76	72011 P76	720B P77
	旋转接头 Swivel hose fitting				15611SW-S P77								
	双面连接接头 Double Connection				90011 P78	90012 P78							
	焊接接头 Welding Hose Fitting				10011 P79								
	矿用接头 Staplelock				67011 P79								

标准芯 Standard hose fitting



10311

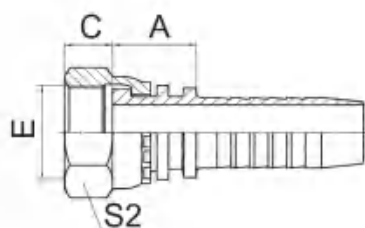
公制外螺纹平面O形圈密封
JB O-RING METRIC MALE FLAT SEAL
参考REF. JB/T 966

代号 PART NO.	螺纹 E THREAD E	软管 HOSE BORE		尺寸 DIMENSIONS		
		公称内径 DN	标号 DASH	A	C	S1
10311-12-04	M12X1.25	6	04	22.5	10	14
10311-12-04D	M12X1.5	6	04	23.5	11	14
10311-14-04	M14X1.5	6	04	23.5	11	14
10311-16-04	M16X1.5	6	04	23.5	11	17
10311-16-05	M16X1.5	8	05	23.5	11	17
10311-16-06	M16X1.5	10	06	23.5	11	17
10311-18-06	M18X1.5	10	06	23.5	11	19
10311-22-05	M22X1.5	8	5	27	12	24
10311-22-06	M22X1.5	10	06	27	12	24
10311-22-08	M22X1.5	12	08	27	12	24
10311-27-10	M27X1.5	16	10	31.5	13	30
10311-30-12	M30X1.5	20	12	33.5	14	32
10311-36-12	M36X2	20	12	35.5	16	38
10311-36-14	M36X2	22	14	35.5	16	38
10311-39-16	M39X2	25	16	39	16	41
10311-45-20	M45X2	32	20	44.5	20	46
10311-52-24	M52X2	40	24	47.5	22	55
10311-64-32	M64X2	50	32	52.5	27	65

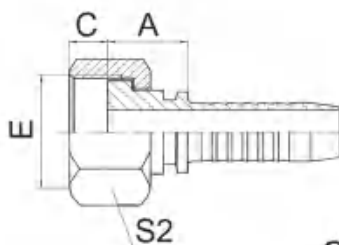
注：1.上述代号用于编织软管。 2.如需用于缠绕软管代号改为10312-xx-xx。
Note: 1.For use with braided hoses. 2.If use with spiral hoses, hose fitting series number is 10312-xx-xx.

注：当材料代号为碳钢时，则不标注材料代号，为不锈钢材料时，标注SS，如SS10311-XX
Note: When the material code is carbon steel, the material code is not marked. When it is stainless steel, SS is marked, such as SS10311-XX

标准芯 Standard hose fitting



20211



20211-T

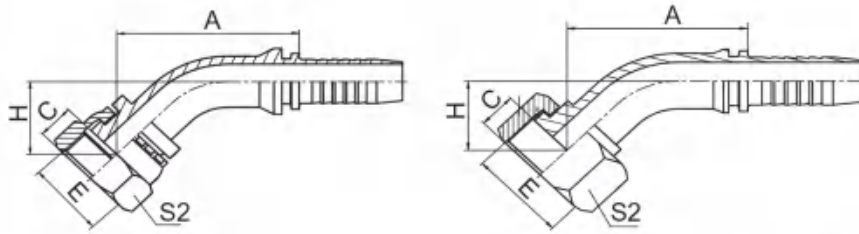
国标公制内螺纹平面
GB METRIC FEMALE FLAT SEAL
参考REF. GB/T 9065.3

代号 PART NO.	螺纹 E THREAD E	软管 HOSE BORE		尺寸 DIMENSIONS		
		公称内径 DN	标号 DASH	A	C	S2
20211-10-02	M10X1	4	02	14	6	14
20211-12-03	M12X1.25	5	03	14	8	17
20211-12-04D	M12X1.5	6	04	15	8	17
20211-14-04	M14X1.5	6	04	15.5	8.5	19
20211-14-05	M14X1.5	8	05	15.5	8.5	19
20211-16-04	M16X1.5	6	04	16.5	8	22
20211-16-05	M16X1.5	8	05	16.5	8	22
20211-16-06	M16X1.5	10	06	16.5	8	22
20211-18-05T	M18X1.5	8	05	15	8	24
20211-18-06	M18X1.5	10	06	17.5	8	24
20211-20-06T	M20X1.5	10	06	16	10	24
20211-20-08	M20X1.5	12	08	18.5	10	27
20211-22-06T	M22X1.5	10	06	16	10	27
20211-22-08	M22X1.5	12	08	18.5	10	27
20211-22-10	M22X1.5	16	10	19	10	27
20211-24-08T	M24X1.5	12	08	16.5	11	30
20211-24-10	M24X1.5	16	10	20	10.5	30
20211-27-08T	M27X1.5	12	08	18.5	10	32
20211-27-10T	M27X1.5	16	10	19.5	10	32
20211-30-12	M30X1.5	20	12	21.5	11	36
20211-33-14	M33X2	22	14	21.5	13	41
20211-36-12T	M36X2	20	12	20	13	41
20211-36-14T	M36X2	22	14	20	13	41
20211-39-16T	M39X2	25	16	23.5	13	46
20211-42-20W	M42X2	32	20	25	15	50
20211-45-20T	M45X2	32	20	25	15	55
20211-52-24T	M52X2	40	24	25	17	60
20211-60-28T	M60X2	45	28	26	20	70
20211-64-32T	M64X2	50	32	26	23	75

注：1.表中代号用于编织软管。 2.如需用于缠绕软管代号改为20212-xx-xx。
Note: 1.For use with braided hoses. 2.If use with spiral hoses, hose fitting series number is 20212-xx-xx.

注：当材料代号为碳钢时，则不标注材料代号，为不锈钢材料时，标注SS，如SS20211-XX
Note: When the material code is carbon steel, the material code is not marked. When it is stainless steel, SS is marked, such as SS20211-XX

标准芯 Standard hose fitting



20241

20241-T

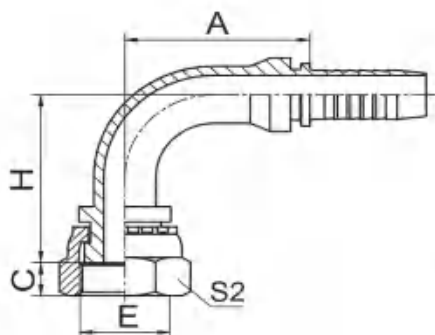
45°公制内螺纹平面
45° METRIC FEMALE FLAT SEAL
参考REF. GB/T 9065.3

代号 PART NO.	螺纹 E THREAD E	软管 HOSE BORE		尺寸 DIMENSIONS			
		公称内径 DN	标号 DASH	A	C	H	S2
20241-14-04	M14X1.5	6	04	40.5	8.5	18.5	19
20241-14-05	M14X1.5	8	05	42.7	8.5	19.3	19
20241-16-05	M16X1.5	8	05	43.4	8.5	20	22
20241-18-06	M18X1.5	10	06	45.7	8	21.4	24
20241-22-08	M22X1.5	12	08	58.9	10	24	27
20241-27-10T	M27X1.5	16	10	68.6	10	24.3	32
20241-30-12	M30X1.5	20	12	77.4	11	30	36
20241-36-12T	M36X2	20	12	75	13	27.5	41
20241-36-14T	M36X2	22	14	77.3	13	27	41
20241-36-16	M36X2	25	16	85.7	13	31.5	41
20241-39-16T	M39X2	25	16	83.9	13	29.7	46
20241-42-20W	M42X2	32	20	95.9	15	35.2	50
20241-45-20T	M45X2	32	20	94.5	15	33.8	55
20241-52-20T	M52X2	32	20	94.5	17	33.8	60
20241-52-24T	M52X2	40	24	108.5	17	37.7	60
20241-60-28T	M60X2	45	28	118.7	20	43.6	70
20241-64-32T	M64X2	50	32	127.8	23	45.6	75

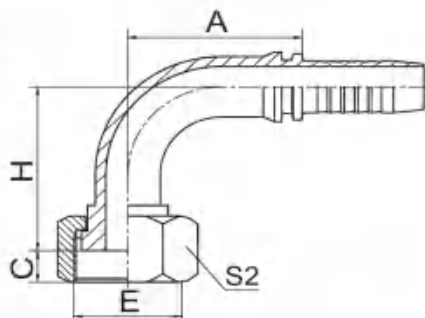
注：1.表中代号用于编织软管。 2.如需用于缠绕软管代号改为20242-xx-xx。
Note: 1.For use with braided hoses. 2.If use with spiral hoses, hose fitting series number is 20242-xx-xx.

注：当材料代号为碳钢时，则不标注材料代号，为不锈钢材料时，标注SS，如SS20241-XX
Note: When the material code is carbon steel, the material code is not marked. When it is stainless steel, SS is marked, such as SS20241-XX

标准芯 Standard hose fitting



20291



20291-T

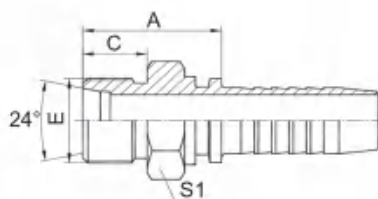
90°公制内螺纹平面
90° METRIC FEMALE FLAT SEAL
参考REF. GB/T 9065.3

代号 PART NO.	螺纹 E THREAD E	软管 HOSE BORE		尺寸 DIMENSIONS			
		公称内径 DN	标号 DASH	A	C	H	S2
20291-12-02	M12X1.25	4	02	26.5	8	30.5	17
20291-12-04	M12X1.25	6	04	30	8	33.5	17
20291-14-04	M14X1.5	6	04	30	8.5	34	19
20291-14-05	M14X1.5	8	05	33	8.5	37	19
20291-16-04	M16X1.5	6	04	30	8	35	22
20291-16-05	M16X1.5	8	05	33	8	38	22
20291-16-06	M16X1.5	10	06	35.3	8	40.3	22
20291-18-05T	M18X1.5	8	05	33	8	39	24
20291-18-06	M18X1.5	10	06	35.25	8	41.3	24
20291-22-08	M22X1.5	12	08	41	10	48	27
20291-22-10	M22X1.5	16	10	56	10	53	27
20291-24-08T	M24X1.5	12	08	41	11	45.5	30
20291-27-04T	M27X1.5	6	04	30	10	35.5	32
20291-27-08T	M27X1.5	12	08	41	10	46	32
20291-27-10T	M27X1.5	16	10	56	10	51	32
20291-30-12	M30X1.5	20	12	65.5	11	63.5	36
20291-33-14	M33X2	22	14	71.2	13	65	41
20291-36-14T	M36X2	22	14	71.2	13	61	41
20291-36-16	M36X2	25	16	76.7	13	70	41
20291-39-16T	M39X2	25	16	76.7	13	67.5	46
20291-42-20W	M42X2	32	20	91.5	15	80.5	50
20291-45-20T	M45X2	32	20	91.5	15	78.5	55
20291-52-20T	M52X2	32	20	91.5	17	78.5	60
20291-52-24T	M52X2	40	24	109.4	17	92	60
20291-60-28T	M60X2	45	28	119.9	20	106.5	70
20291-64-32T	M64X2	50	32	130.95	23	113.3	75

注：1.表中代号用于编织软管。 2.如需用于缠绕软管代号改为20292-xx-xx。
Note: 1.For use with braided hoses. 2.If use with spiral hoses, hose fitting series number is 20292-xx-xx.

注：当材料代号为碳钢时，则不标注材料代号，为不锈钢材料时，标注SS，如SS20291-XX
Note: When the material code is carbon steel, the material code is not marked. When it is stainless steel, SS is marked, such as SS20291-XX

标准芯 Standard hose fitting



10411

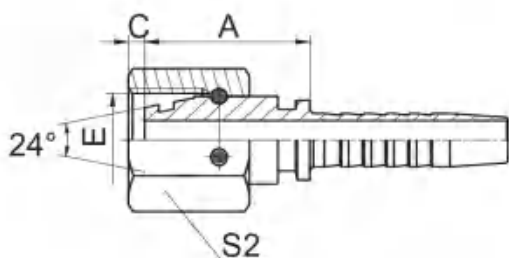
公制外螺纹 24°内锥面轻系列
METRIC MALE 24° CONE SEAL L.T.
ISO 8434-1--DIN 3861

代号 PART NO.	螺纹 E THREAD E	软管 HOSE BORE		管子外径 TUBE O.D.	尺寸 DIMENSIONS		
		公称内径 DN	标号 DASH		A	C	S1
10411-12-04	M12X1.5	6	04	6	20.5	10	12
10411-14-04	M14X1.5	6	04	8	20.5	10	14
10411-14-05	M14X1.5	8	05	8	21.5	10	14
10411-16-04	M16X1.5	6	04	10	22.5	11	17
10411-16-05	M16X1.5	8	05	10	22.5	11	17
10411-16-06	M16X1.5	10	06	10	22.5	11	17
10411-18-05	M18X1.5	8	05	12	23.5	11	19
10411-18-06	M18X1.5	10	06	12	22.5	11	19
10411-22-06	M22X1.5	10	06	15	24.5	12	24
10411-22-08	M22X1.5	12	08	15	26	12	24
10411-26-08	M26X1.5	12	08	18	26.5	12	27
10411-26-10	M26X1.5	16	10	18	26.5	12	27
10411-27-10	M27X1.5	16	10	18	29.5	14	30
10411-30-10	M30X2	16	10	22	29.5	14	32
10411-30-12	M30X2	20	12	22	30	14	32
10411-36-16	M36X2	25	16	28	31.5	14	38
10411-45-20	M45X2	32	20	35	37	16	46
10411-52-24	M52X2	40	24	42	38	16	55

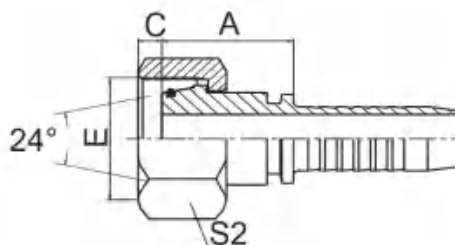
注：1.上述代号用于编织软管。 2.如需用于缠绕软管代号改为10412-xx-xx。
Note: 1.For use with braided hoses. 2.If use with spiral hoses, hose fitting series number is 10412-xx-xx.

注：当材料代号为碳钢时，则不标注材料代号，为不锈钢材料时，标注SS，如SS10411-XX
Note: When the material code is carbon steel, the material code is not marked. When it is stainless steel, SS is marked, such as SS10411-XX

标准芯 Standard hose fitting



20411-W



20411-T

公制内螺纹 24°锥带O形圈轻系列

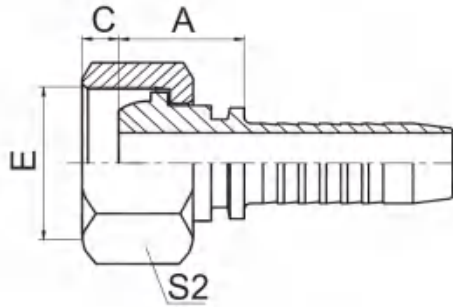
METRIC FEMALE 24° CONE O-RING L.T.DIN3865

代号 PART NO.	螺纹 E THREAD E	软管 HOSE BORE		管子外径 TUBE O.D.	O 形圈 O RING	尺寸 DIMENSIONS		
		公称内径 DN	标号 DASH			A	C	S2
20411-12-04W	M12X1.5	6	04	6	O04.5X1.5	22.5	1.4	17
20411-14-04W	M14X1.5	6	04	8	O06.5X1.5	22.5	1.6	17
20411-14-06W	M14X1.5	10	06	8	O06.5X1.5	23	1.6	17
20411-16-04T	M16X1.5	6	04	10	O08.0X1.5	20.5	2	19
20411-16-05W	M16X1.5	8	05	10	O08.0X1.5	22	2	19
20411-16-06W	M16X1.5	10	06	10	O08.0X1.5	23.5	2	19
20411-18-05T	M18X1.5	8	05	12	O10.0X1.5	24.5	1.5	22
20411-18-06T	M18X1.5	10	06	12	O10.0X1.5	27.5	1.5	22
20411-18-08W	M18X1.5	12	08	12	O10.0X1.5	24.5	1.5	22
20411-22-05T	M22X1.5	8	05	15	O12.0X2.0	26.5	3	27
20411-22-06T	M22X1.5	10	06	15	O12.0X2.0	26.5	3	27
20411-22-08T	M22X1.5	12	08	15	O12.0X2.0	29	3	27
20411-26-10T	M26X1.5	16	10	18	O15.0X2.0	30	2	32
20411-26-12W	M26X1.5	20	12	18	O15.0X2.0	27.5	2	32
20411-30-10T	M30X2	16	10	22	O20.0X2.0	31	4	36
20411-30-12T	M30X2	20	12	22	O20.0X2.0	34	4	36
20411-36-12T	M36X2	20	12	28	O26.0X2.0	33	4.5	41
20411-36-14T	M36X2	22	14	28	O26.0X2.0	33	4.5	41
20411-45-16T	M45X2	25	16	35	O32.0X2.5	37	4	50
20411-45-20T	M45X2	32	20	35	O32.0X2.5	37.5	4	50
20411-52-20T	M52X2	32	20	42	O38.0X2.5	38.5	4	60
20411-52-24T	M52X2	40	24	42	O38.0X2.5	38.5	4	60

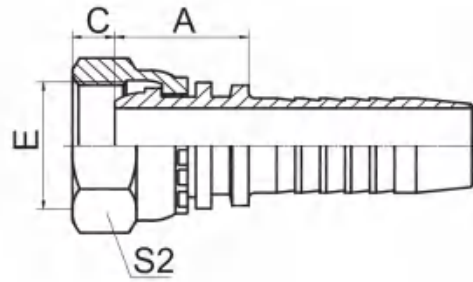
注：1.表中代号用于编织软管。 2.如需用于缠绕软管代号改为20412-xx-xx。
 Note: 1.For use with braided hoses. 2.If use with spiral hoses, hose fitting series number is 20412-xx-xx.

注：当材料代号为碳钢时，则不标注材料代号，为不锈钢材料时，标注SS，如SS20411-XX
 Note: When the material code is carbon steel, the material code is not marked. When it is stainless steel, SS is marked, such as SS20411-XX

标准芯 Standard hose fitting



20411C



20411C-T

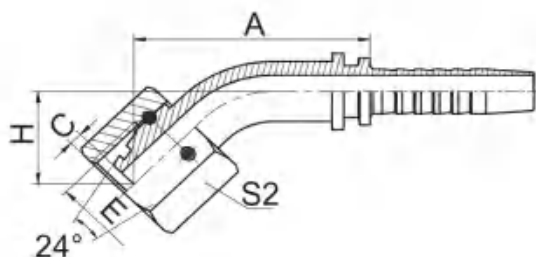
公制内螺纹 24°球面轻系列
METRIC FEMALE 24° MULTISEAL L.T.

代号 PART NO.	螺纹 E THREAD E	软管 HOSE BORE		管子外径 TUBE O.D.	尺寸 DIMENSIONS		
		公称内径 DN	标号 DASH		A	C	S1
20411C-12-04	M12X1.5	6	04	6	19.5	3.5	17
20411C-14-04	M14X1.5	6	04	8	20.5	3.5	19
20411C-16-04T	M16X1.5	6	04	10	20.5	3.5	19
20411C-16-05	M16X1.5	8	05	10	21	3.5	22
20411C-16-06	M16X1.5	10	06	10	21	3.5	22
20411C-18-06T	M18X1.5	10	06	12	23.5	3	22
20411C-22-06T	M22X1.5	10	06	15	23.5	4.5	27
20411C-22-08T	M22X1.5	12	08	15	24.5	4.5	27
20411C-26-10T	M26X1.5	16	10	18	26.5	4	32
20411C-30-10T	M30X2	16	10	22	26.5	7	36
20411C-30-12T	M30X2	20	12	22	27.5	7	36
20411C-30-14	M30X2	22	14	22	27	7	36
20411C-36-16	M36X2	25	16	28	29	6.5	41
20411C-45-20T	M45X2	32	20	35	33	7	55
20411C-52-24T	M52X2	40	24	42	34	8	60

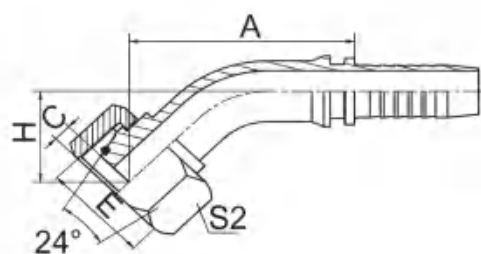
注：1.表中代号用于编织软管。 2.如需用于缠绕软管代号改为20412C-xx-xx。
Note: 1.For use with braided hoses. 2.If use with spiral hoses, hose fitting series number is 20412C-xx-xx.

注：当材料代号为碳钢时，则不标注材料代号，为不锈钢材料时，标注SS，如SS20411C-XX
Note: When the material code is carbon steel, the material code is not marked. When it is stainless steel, SS is marked, such as SS20411C-XX

标准芯 Standard hose fitting



20441-W



20441-T

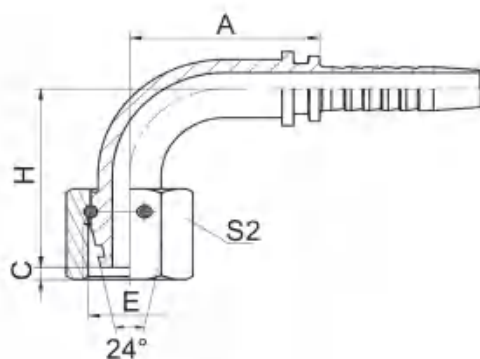
45°公制内螺纹 24°锥带O形圈轻系列 45°METRIC FEMALE 24°CONE O-RING L.T.DIN3865

代号 PART NO.	螺纹 E THREAD E	软管 HOSE BORE		管子外径 TUBE O.D.	O 形圈 O RING	尺寸 DIMENSIONS			
		公称内径 DN	标号 DASH			A	C	H	S2
20441-14-04W	M14X1.5	6	04	8	O06.5X1.5	38.1	1.6	16	17
20441-16-04T	M16X1.5	6	04	10	O08.0X1.5	38.1	2	16	19
20441-16-05W	M16X1.5	8	05	10	O08.0X1.5	40.3	2	17	19
20441-16-06W	M16X1.5	10	06	10	O08.0X1.5	40.3	2	17	19
20441-18-05T	M18X1.5	8	05	12	O10.0X1.5	40.3	1.5	17	22
20441-18-06T	M18X1.5	10	06	12	O10.0X1.5	45	1.5	18.5	22
20441-22-05T	M22X1.5	8	05	15	O12.0X2.0	40.9	3	18	27
20441-22-06T	M22X1.5	10	06	15	O12.0X2.0	42	3	18	27
20441-22-08T	M22X1.5	12	08	15	O12.0X2.0	48.8	3	20	27
20441-26-08T	M26X1.5	12	08	18	O15.0X2.0	47.3	2	21	32
20441-26-10T	M26X1.5	16	10	18	O15.0X2.0	58	2	23.5	32
20441-26-12W	M26X1.5	20	12	18	O15.0X2.0	61.4	2	24.6	32
20441-30-10T	M30X2	16	10	22	O20.0X2.0	56.4	4	24.1	36
20441-30-12T	M30X2	20	12	22	O20.0X2.0	63.2	4	25.6	36
20441-36-12T	M36X2	20	12	28	O26.0X2.0	61.5	4.5	25.6	41
20441-36-14T	M36X2	22	14	28	O26.0X2.0	67.9	4.5	31.6	41
20441-45-20T	M45X2	32	20	35	O32.0X2.5	88.7	4	38	50
20441-52-20T	M52X2	32	20	42	O38.0X2.5	90.3	4	38	60
20441-52-24T	M52X2	40	24	42	O38.0X2.5	114.5	4	43.7	60

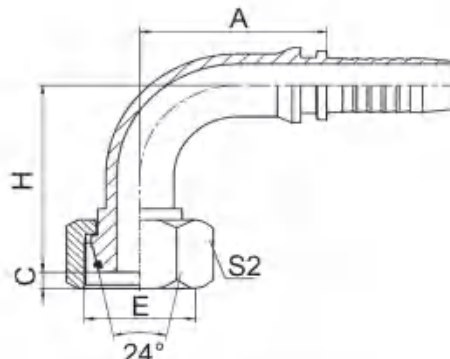
注：1.表中代号用于编织软管。 2.如需用于缠绕软管代号改为20442-xx-xx。
Note: 1.For use with braided hoses. 2.If use with spiral hoses, hose fitting series number is 20442-xx-xx.

注：当材料代号为碳钢时，则不标注材料代号，为不锈钢材料时，标注SS，如SS20441-XX
Note: When the material code is carbon steel, the material code is not marked. When it is stainless steel, SS is marked, such as SS20441-XX

标准芯 Standard hose fitting



20491 W



20491-T

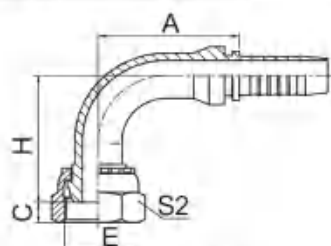
90° 公制内螺纹 24° 锥带O形圈轻系列
 90° METRIC FEMALE 24° CONE O-RING L.T.
 ISO 12151-2--DIN 3865

代号 PART NO.	螺纹 E THREAD E	胶管 HOSE BORE		管子外径 TUBE O.D.	O 形圈 O RING	尺寸 DIMENSIONS			
		公称内径 DN	标号 DASH			A	C	H	S2
20491-12-03W	M12X1.5	5	03	6	O04.5X1.5	26.5	1.4	30	17
20491-12-04W	M12X1.5	6	04	6	O04.5X1.5	27	1.4	30	17
20491-14-04W	M14X1.5	6	04	8	O06.5X1.5	30	1.6	30.5	17
20491-16-04T	M16X1.5	6	04	10	O08.0X1.5	30	2	30.5	19
20491-16-05W	M16X1.5	8	05	10	O08.0X1.5	33	2	33	19
20491-16-06W	M16X1.5	10	06	10	O08.0X1.5	35	2	33	19
20491-18-05T	M18X1.5	8	05	12	O10.0X1.5	33	1.5	33.5	22
20491-18-06T	M18X1.5	10	06	12	O10.0X1.5	37	1.5	36	22
20491-22-06T	M22X1.5	10	06	15	O12.0X2.0	34.5	3	36	27
20491-22-08T	M22X1.5	12	08	15	O12.0X2.0	42	3	41.5	27
20491-26-08T	M26X1.5	12	08	18	O15.0X2.0	39.5	2	42.9	32
20491-26-10T	M26X1.5	16	10	18	O15.0X2.0	51.2	2	51.5	32
20491-26-12W	M26X1.5	20	12	18	O15.0X2.0	55.5	2	51.5	32
20491-30-10T	M30X2	16	10	22	O20.0X2.0	49	4	51.5	36
20491-30-12T	M30X2	20	12	22	O20.0X2.0	57	4	56	36
20491-36-12T	M36X2	20	12	28	O26.0X2.0	55.3	4.5	56	41
20491-36-14T	M36X2	22	14	28	O26.0X2.0	64.2	4.5	66.5	41
20491-45-16T	M45X2	25	16	35	O32.0X2.5	71	4	69.5	50
20491-45-20T	M45X2	32	20	35	O32.0X2.5	81.5	4	78.5	50
20491-52-20T	M52X2	32	20	42	O38.0X2.5	83	4	81	60
20491-52-24T	M52X2	40	24	42	O38.0X2.5	109.4	4	101	60

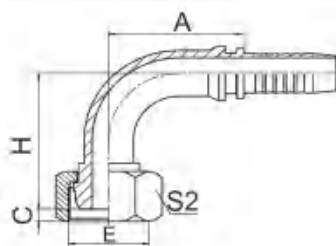
注：1.表中代号用于编织软管。 2.如需用于缠绕软管代号改为20492-xx-xx。
 Note: 1.For use with braided hoses. 2.If use with spiral hoses, hose fitting series number is 20492-xx-xx.

注：当材料代号为碳钢时，则不标注材料代号，为不锈钢材料时，标注SS，如SS20491-XX
 Note: When the material code is carbon steel, the material code is not marked. When it is stainless steel, SS is marked, such as SS20491-XX

标准芯 Standard hose fitting



20491C



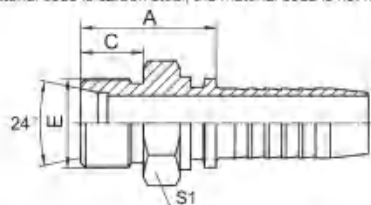
20491C-T

90°公制内螺纹 24°球面轻系列 DIN 3868
90°METRIC FEMALE 24°MULTISEAL L.T.DIN 3868

代号 PART NO.	螺纹 E THREAD E	软管 HOSE BORE		管子外径 TUBE O.D.	尺寸 DIMENSIONS			
		公称内径 DN	标号 DASH		A	C	H	S2
20491C-14-04	M14X1.5	6	04	8	30	3.5	28.5	19
20491C-16-04T	M16X1.5	6	04	10	30	3.5	29	19
20491C-16-05	M16X1.5	8	05	10	33	3.5	32	22
20491C-16-06	M16X1.5	10	06	10	35	3.5	32	22
20491C-18-06T	M18X1.5	10	06	12	37	3	35	22
20491C-22-08T	M22X1.5	12	08	15	42	4.5	42	27
20491C-26-10T	M26X1.5	16	10	18	51.2	4	51.5	32
20491C-30-12T	M30X2	20	12	22	57	7	55.5	36
20491C-36-12T	M36X2	20	12	28	55.3	6.5	55.5	41

注：1.表中代号用于编织软管。 2.如需用于缠绕软管代号改为20492C-xx-xx。
Note: 1.For use with braided hoses. 2.If use with spiral hoses, hose fitting series number is 20492C-xx-xx.

注：当材料代号为碳钢时，则不标注材料代号，为不锈钢材料时，标注SS，如SS20491C-XX
Note: When the material code is carbon steel, the material code is not marked. When it is stainless steel, SS is marked, such as SS20491C-XX



10511

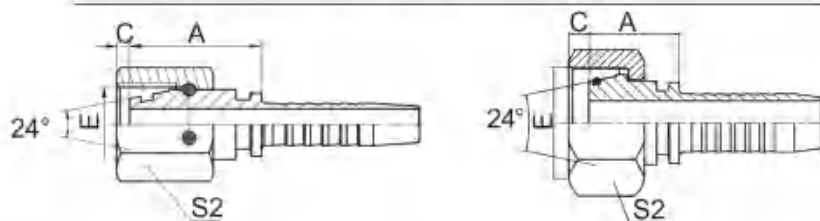
公制外螺纹 24°内锥面轻系列
METRIC MALE 24° CONE SEAL H.T.
ISO 8434-1--DIN 3861

代号 PART NO.	螺纹 E THREAD E	软管 HOSE BORE		管子外径 TUBE O.D.	尺寸 DIMENSIONS			
		公称内径 DN	标号 DASH		A	C	S1	
10511-14-04	M14X1.5	6	04	6	24.5	12	14	
10511-16-04	M16X1.5	6	04	8	26.5	12	17	
10511-18-04	M18X1.5	6	04	10	26.5	12	19	
10511-20-05	M20X1.5	8	05	12	27	12	22	
10511-20-06	M20X1.5	10	06	12	26.5	12	22	
10511-22-05	M22X1.5	8	05	14	30.5	14	24	
10511-22-06	M22X1.5	10	06	14	30.5	14	24	
10511-22-08	M22X1.5	12	08	14	31	14	24	
10511-24-08	M24X1.5	12	08	16	31.5	14	27	
10511-30-10	M30X2	16	10	20	34.5	16	32	
10511-30-12	M30X2	20	12	20	36	16	32	
10511-36-12	M36X2	20	12	25	40.5	18	41	
10511-36-16	M36X2	25	16	25	41.5	18	38	
10511-42-16	M42X2	25	16	30	44	20	46	
10511-42-20	M42X2	32	20	30	45	20	46	
10511-52-20	M52X2	32	20	38	50	22	55	

注：1.上述代号用于编织软管。 2.如需用于缠绕软管代号改为10512-xx-xx。
Note: 1.For use with braided hoses. 2.If use with spiral hoses, hose fitting series number is 10512-xx-xx.

注：当材料代号为碳钢时，则不标注材料代号，为不锈钢材料时，标注SS，如SS10511-XX
Note: When the material code is carbon steel, the material code is not marked. When it is stainless steel, SS is marked, such as SS10511-XX

标准芯 Standard hose fitting



20511-W

20511-T 公制内螺纹 24°锥带O形圈重系列

METRIC FEMALE 24° CONE O-RING H.T.DIN3865

代号 PART NO.	螺纹 E THREAD E	软管 HOSE BORE		管子外径 TUBE O.D.	O 形圈 O RING	尺寸 DIMENSIONS		
		公称内径 DN	标号 DASH			A	C	S2
20511-14-04W	M16X1.5	6	04	6	O04.5X1.5	23	1.1	17
20511-16-04T	M16X1.5	6	04	8	O06.5X1.5	21	1.5	19
20511-16-05W	M16X1.5	8	05	8	O06.5X1.5	23	1.5	19
20511-18-04T	M18X1.5	6	04	10	O08.0X1.5	25.5	1.5	22
20511-18-06T	M18X1.5	10	06	10	O08.0X1.5	26	1.5	22
20511-20-06T	M20X1.5	10	06	12	O10.0X1.5	28.5	2.5	24
20511-20-08W	M20X1.5	12	08	12	O10.0X1.5	26	2.5	24
20511-22-06T	M22X1.5	10	06	14	O11.0X2.0	26.5	2.5	27
20511-22-08T	M22X1.5	12	08	14	O11.0X2.0	28	2.5	27
20511-24-06T	M24X1.5	10	06	16	O13.0X2.0	27	3	30
20511-24-08T	M24X1.5	12	08	16	O13.0X2.0	27.5	3	30
20511-30-10T	M30X2	16	10	20	O16.3X2.4	33	2.5	36
20511-30-12T	M30X2	20	12	20	O16.3X2.4	35	2.5	36
20511-36-12T	M36X2	20	12	25	O20.3X2.4	35	3	46
20511-36-14T	M36X2	22	14	25	O20.3X2.4	34	3	46
20511-36-16W	M36X2	25	16	25	O20.3X2.4	34	3	46
20511-42-12T	M42X2	20	12	30	O25.3X2.4	37.5	4	50
20511-42-16T	M42X2	25	16	30	O25.3X2.4	38.5	4	50
20511-52-20T	M52X2	32	20	38	O33.3X2.4	41.5	4.5	60
20511-52-24T	M52X2	40	24	38	O33.3X2.4	41.5	4.5	60

注: 1.表中代号用于编织软管。

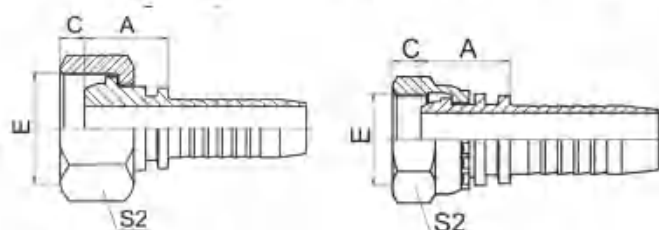
2.如需用于缠绕软管代号改为20512-xx-xx。

Note: 1.For use with braided hoses.

2.If use with spiral hoses, hose fitting series number is 20512-xx-xx.

注: 当材料代号为碳钢时, 则不标注材料代号, 为不锈钢材料时, 标注SS, 如SS20511-XX

Note: When the material code is carbon steel, the material code is not marked. When it is stainless steel, SS is marked, such as SS20511-XX



20511C

20511C-T

公制内螺纹 24°球面重系列

METRIC FEMALE

24° MULTISEAL H.T.DIN3868

代号 PART NO.	螺纹 E THREAD E	软管 HOSE BORE		管子外径 TUBE O.D.	尺寸 DIMENSIONS		
		公称内径 DN	标号 DASH		A	C	S2
20511C-18-04T	M18X1.5	6	04	10	21	3	22
20511C-20-05T	M20X1.5	8	05	12	21.5	4.5	24
20511C-20-06T	M20X1.5	10	06	12	21.5	4.5	24
20511C-22-06T	M22X1.5	10	06	14	21.5	4.5	27
20511C-24-08T	M24X1.5	12	08	16	23	5	30
20511C-30-10T	M30X2	16	10	20	28.5	7	38
20511C-36-12T	M36X2	20	12	25	27	6.5	41
20511C-42-16T	M42X2	25	16	30	29.5	9	50
20511C-52-20T	M52X2	32	20	38	34	8	60

注: 1.表中代号用于编织软管。

2.如需用于缠绕软管代号改为20512C-xx-xx。

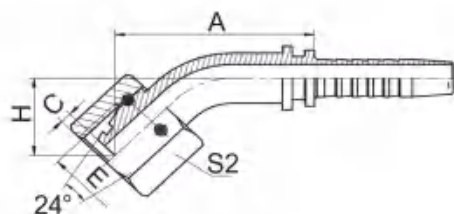
Note: 1.For use with braided hoses.

2.If use with spiral hoses, hose fitting series number is 20512C-xx-xx.

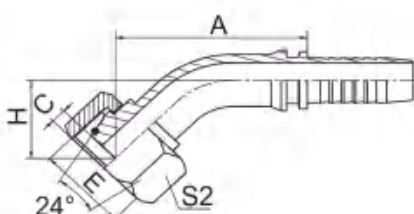
注: 当材料代号为碳钢时, 则不标注材料代号, 为不锈钢材料时, 标注SS, 如SS20511C-XX

Note: When the material code is carbon steel, the material code is not marked. When it is stainless steel, SS is marked, such as SS20511C-XX

标准芯 Standard hose fitting



20541-W



20541-T

45°公制内螺纹 24°锥带O形圈重系列

45°METRIC FEMALE 24°CONE O-RING H.T.DIN3865

代号 PART NO.	螺纹 E THREAD E	软管 HOSE BORE		管子外径 TUBE O.D.	O 形圈 O RING	尺寸 DIMENSIONS			
		公称内径 DN	标号 DASH			A	C	H	S2
20541-14-04W	M16X1.5	6	04	6	O04.5X1.5	38.1	1.1	16	17
20541-16-04T	M16X1.5	6	04	8	O06.5X1.5	38.4	1.5	16.3	19
20541-16-05W	M16X1.5	8	05	8	O06.5X1.5	38.4	1.5	16.3	19
20541-18-04T	M18X1.5	6	04	10	O08.0X1.5	39.1	1.5	17	22
20541-18-06T	M18X1.5	10	06	10	O08.0X1.5	43.8	1.5	17.3	22
20541-20-06T	M20X1.5	10	06	12	O10.0X1.5	42.5	2.5	18.5	24
20541-20-08W	M20X1.5	12	08	12	O10.0X1.5	44.8	2.5	19	24
20541-22-06T	M22X1.5	10	06	14	O11.0X2.0	42	2.5	18	27
20541-22-08T	M22X1.5	12	08	14	O11.0X2.0	49.6	2.5	20.7	27
20541-24-08T	M24X1.5	12	08	16	O13.0X2.0	47.3	3	21	30
20541-24-10W	M24X1.5	16	10	16	O13.0X2.0	49.7	3	22.9	30
20541-30-10T	M30X2	16	10	20	O16.3X2.4	57.3	2.5	25	36
20541-30-12T	M30X2	20	12	20	O16.3X2.4	65.8	2.5	26.7	36
20541-36-12T	M36X2	20	12	25	O20.3X2.4	67.1	3	30.5	46
20541-36-14T	M36X2	22	14	25	O20.3X2.4	69.6	3	30.5	46
20541-42-16T	M42X2	25	16	30	O25.3X2.4	81	4	35.5	50
20541-52-20T	M52X2	32	20	38	O33.3X2.4	94.2	4.5	42	60
20541-52-24T	M52X2	40	24	38	O33.3X2.4	114.1	4.5	43.4	60

注：1.表中代号用于编织软管。

2.如需用于缠绕软管代号改为20542-xx-xx。

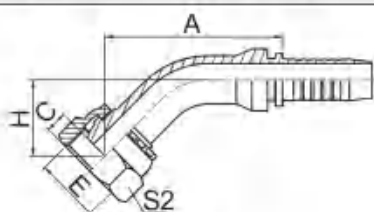
Note: 1.For use with braided hoses.

2.If use with spiral hoses, hose fitting series number is 20542-xx-xx.

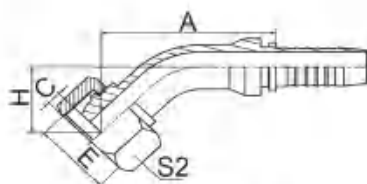
注：当材料代号为碳钢时，则不标注材料代号，为不锈钢材料时，标注SS，如SS20541-XX

Note: When the material code is carbon steel, the material code is not marked. When it is stainless steel, SS is marked, such as SS20541-XX

标准芯 Standard hose fitting



20541C



20541C-T

45°公制内螺纹24°球面系列 DIN 3868

45°METRIC FEMALE MULTISEAL H.T.DIN 3868

代号 PART NO.	螺纹 E THREAD E	软管 HOSE BORE		管子外径 TUBE O.D.	尺寸 DIMENSIONS			
		公称内径 DN	标号 DASH		A	C	H	S2
20541C-16-04T	M16X1.5	6	04	8	37.4	3.5	15.3	19
20541C-18-04T	M18X1.5	6	04	10	38.1	3	16	22
20541C-20-06T	M20X1.5	10	06	12	41.6	4.5	17.6	24
20541C-24-08T	M24X1.5	12	08	16	47.7	5	21.5	30

注：1.表中代号用于编织软管。

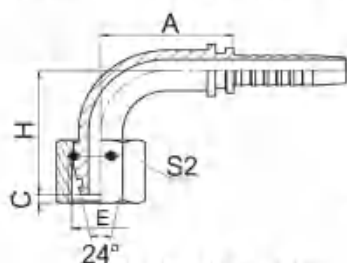
2.如需用于缠绕软管代号改为20542C-xx-xx。

Note: 1.For use with braided hoses.

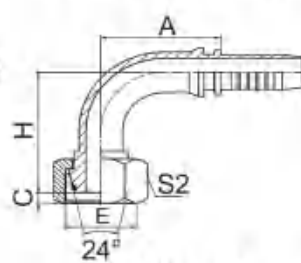
2.If use with spiral hoses, hose fitting series number is 20542C-xx-xx.

注：当材料代号为碳钢时，则不标注材料代号，为不锈钢材料时，标注SS，如SS20541C-XX

Note: When the material code is carbon steel, the material code is not marked. When it is stainless steel, SS is marked, such as SS20541C-XX



20591-W



20591-T

90°公制内螺纹24°锥带O形圈重系列

90°METRIC FEMALE 24°CONE O-RING H.T.DIN 3865

代号 PART NO.	螺纹 E THREAD E	软管 HOSE BORE		管子外径 TUBE O.D.	O 形圈 O RING	尺寸 DIMENSIONS			
		公称内径 DN	标号 DASH			A	C	H	S2
20591-14-04W	M16X1.5	6	04	6	O04.5X1.5	30	1.1	30.5	17
20591-16-04T	M16X1.5	6	04	8	O06.5X1.5	30	1.5	31	19
20591-16-05W	M16X1.5	8	05	8	O06.5X1.5	30	1.5	31	19
20591-18-05T	M18X1.5	8	05	10	O08.0X1.5	33	1.5	33.5	22
20591-18-06T	M18X1.5	10	06	10	O08.0X1.5	37	1.5	35	22
20591-20-06T	M20X1.5	10	06	12	O10.0X1.5	34.5	2.5	35.5	24
20591-20-08W	M20X1.5	12	08	12	O10.0X1.5	37.5	2.5	36.5	24
20591-22-06T	M22X1.5	10	06	14	O11.0X2.0	34.5	2.5	36	27
20591-22-08T	M22X1.5	12	08	14	O11.0X2.0	42	2.5	42.5	27
20591-24-08T	M24X1.5	12	08	16	O13.0X2.0	39.5	3	43	30
20591-24-10W	M24X1.5	16	10	16	O13.0X2.0	45	3	45.5	30
20591-30-10T	M30X2	16	10	20	O16.3X2.4	49	2.5	49.5	36
20591-30-12T	M30X2	20	12	20	O16.3X2.4	55.8	2.5	54.5	36
20591-36-12T	M36X2	20	12	25	O20.3X2.4	56	3	59	46
20591-36-14T	M36X2	22	14	25	O20.3X2.4	58	3	59	46
20591-42-16T	M42X2	25	16	30	O25.3X2.4	71	4	70	50
20591-52-20T	M52X2	32	20	38	O33.3X2.4	83	4.5	87	60
20591-52-24T	M52X2	40	24	38	O33.3X2.4	109.4	4.5	100	60

注：1.表中代号用于编织软管。

2.如需用于缠绕软管代号改为20592-xx-xx。

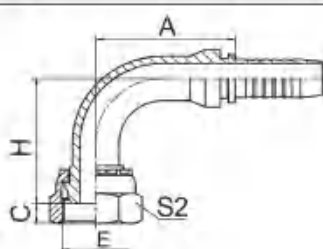
Note: 1.For use with braided hoses.

2.If use with spiral hoses, hose fitting series number is 20592-xx-xx.

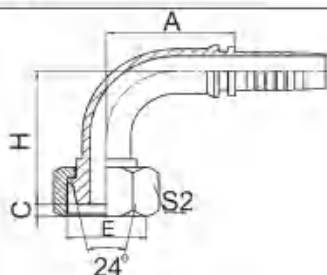
注：当材料代号为碳钢时，则不标注材料代号，为不锈钢材料时，标注SS，如SS20591-XX

Note: When the material code is carbon steel, the material code is not marked. When it is stainless steel, SS is marked, such as SS20591-XX

标准芯 Standard hose fitting



20591C



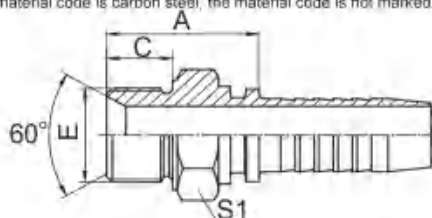
20591C-T

90°公制内螺纹
24°球面重系列DIN3868
90°METRIC FEMALE
MULTISEAL H.T.DIN3868

代号 PART NO.	螺纹 E THREAD E	软管 HOSE BORE		管子外径 TUBE O.D.	尺寸 DIMENSIONS			
		公称内径 DN	标号 DASH		A	C	H	S2
20591C-16-04T	M16X1.5	6	04	8	30	3.5	29.5	19
20591C-18-04T	M18X1.5	6	04	10	30	3	30.5	22
20591C-20-05T	M20X1.5	8	05	12	33	4.5	34	24
20591C-20-06T	M20X1.5	10	06	12	34.5	4.5	35.5	24
20591C-22-06T	M22X1.5	10	06	14	34.5	4.5	36	27
20591C-24-08T	M24X1.5	12	08	16	39.5	5	43.5	30
20591C-30-10T	M30X2	16	10	20	49	7	50.5	36
20591C-36-12T	M36X2	20	12	25	56	6.5	55.5	41
20591C-42-16T	M42X2	25	16	30	71	9	68.4	50
20591C-52-20T	M52X2	32	20	38	83	8	81.5	60

注：1.表中代号用于编织软管。 2.如需用于缠绕软管代号改为20592-xx-xx。
Note: 1.For use with braided hoses. 2.If use with spiral hoses, hose fitting series number is 20592-xx-xx.

注：当材料代号为碳钢时，则不标注材料代号，为不锈钢材料时，标注SS，如SS20591C-XX
Note: When the material code is carbon steel, the material code is not marked. When it is stainless steel, SS is marked, such as SS20591C-XX



10611

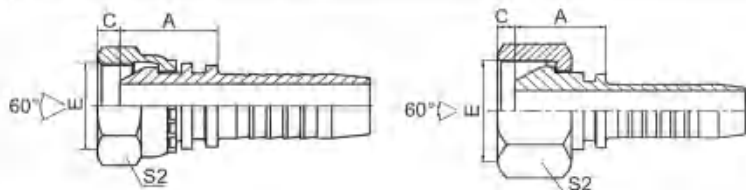
公制外螺纹 60°内锥面或六角端面
用组合垫密封的双用接头
METRIC MALE DOUBLE USE FOR
60°CONE SEAL OR BONDED SEAL

代号 PART NO.	螺纹 E THREAD E	软管 HOSE BORE		尺寸 DIMENSIONS		
		公称内径 DN	标号 DASH	A	C	S1
10611-14-04	M14X1.5	6	04	23.5	11	19
10611-14-06	M14X1.5	10	06	25	11	19
10611-16-04	M16X1.5	6	04	27.5	12	22
10611-16-05	M16X1.5	8	05	27.5	12	22
10611-18-06	M18X1.5	10	06	27.5	12	24
10611-22-06	M22X1.5	10	06	30.5	14	27
10611-22-08	M22X1.5	12	08	31	14	27
10611-24-10	M24X1.5	16	10	35	14	30
10611-26-10	M26X1.5	16	10	34.5	16	32
10611-27-10D	M27X1.5	16	10	34.5	16	32
10611-27-10	M27X2	16	10	37	18	32
10611-30-12D	M30X1.5	20	12	38	18	36
10611-30-12	M30X2	20	12	38	18	36
10611-33-16	M33X2	25	16	43	20	46
10611-42-20	M42X2	32	20	46	20	50
10611-45-20	M45X2	32	20	46	20	55
10611-48-24	M48X2	40	24	46	20	55
10611-52-24	M52X2	40	24	46	20	60

注：1.表中代号用于编织软管。 2.如需用于缠绕软管代号改为10612-xx-xx。
Note: 1.For use with braided hoses. 2.If use with spiral hoses, hose fitting series number is 10612-xx-xx.

注：当材料代号为碳钢时，则不标注材料代号，为不锈钢材料时，标注SS，如SS10611-XX
Note: When the material code is carbon steel, the material code is not marked. When it is stainless steel, SS is marked, such as SS10611-XX

标准芯 Standard hose fitting



20611

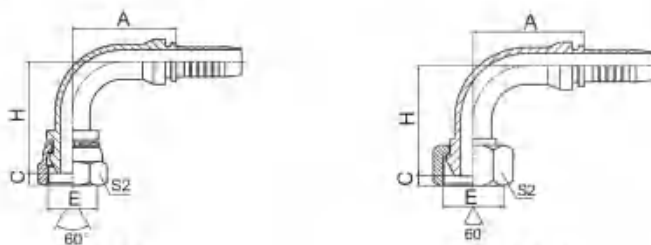
20611-T

公制内螺纹 60°外锥面
METRIC FEMALE 60° CONE

代号 PART NO.	螺纹 E THREAD E	软管 HOSE BORE		尺寸 DIMENSIONS		
		公称内径 DN	标号 DASH	A	C	S2
20611-14-04	M14X1.5	6	04	18	5.5	19
20611-16-05	M16X1.5	8	05	18.5	5.5	22
20611-16-06	M16X1.5	10	06	19	5.5	22
20611-18-06	M18X1.5	10	06	20	5.5	24
20611-20-08	M20X1.5	12	08	22	6.5	27
20611-22-08	M22X1.5	12	08	22.5	6	27
20611-24-10	M24X1.5	16	10	24.5	6.5	30
20611-26-10	M26X1.5	16	10	24.5	6	32
20611-27-10DT	M27X1.5	16	10	25.5	6	32
20611-27-10T	M27X2	16	10	23.5	6	32
20611-30-10D	M30X1.5	16	10	26.5	6	36
20611-30-12D	M30X1.5	20	12	26.5	6	36
20611-30-12	M30X2	20	12	26.5	6	36
20611-36-16	M36X2	25	16	30	6.5	41
20611-39-16T	M39X2	25	16	30	6.5	46
20611-45-20T	M45X2	32	20	31	8.5	55
20611-52-24T	M52X2	40	24	32	10	60

注：1.表中代号用于编织软管。 2.如需用于缠绕软管代号改为20612-xx-xx。
Note: 1.For use with braided hoses. 2.If use with spiral hoses, hose fitting series number is 20612-xx-xx.

注：当材料代号为碳钢时，则不标注材料代号，为不锈钢材料时，标注SS，如SS20611-XX
Note: When the material code is carbon steel, the material code is not marked. When it is stainless steel, SS is marked, such as SS20611-XX



20691

20691-T

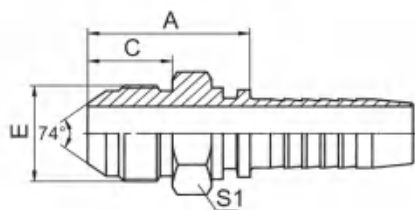
90°公制内螺纹 60°外锥面
90° METRIC FEMALE 60° CONE

代号 PART NO.	螺纹 E THREAD E	软管 HOSE BORE		尺寸 DIMENSIONS			
		公称内径 DN	标号 DASH	A	C	H	S2
20691-14-04	M14X1.5	6	04	30	5.5	37	19
20691-16-05	M16X1.5	8	05	33	5.5	40.5	22
20691-18-06	M18X1.5	10	06	35.3	5.5	43.8	24
20691-22-08	M22X1.5	12	08	41	6	52	27
20691-27-10DT	M27X1.5	16	10	56	6	55	32
20691-30-12D	M30X1.5	20	12	66.2	6	68.5	36
20691-36-16	M36X2	25	16	78	6.5	76.5	41
20691-36-14T	M36X2	22	14	71.2	6.5	67.5	41
20691-39-16T	M39X2	25	16	76.7	6.5	74	46
20691-45-20T	M45X2	32	20	91.5	8.5	85	55
20691-52-24T	M52X2	40	24	109.4	10	99	60

注：1.表中代号用于编织软管。 2.如需用于缠绕软管代号改为20692-xx-xx。
Note: 1.For use with braided hoses. 2.If use with spiral hoses, hose fitting series number is 20692-xx-xx.

注：当材料代号为碳钢时，则不标注材料代号，为不锈钢材料时，标注SS，如SS20691-XX
Note: When the material code is carbon steel, the material code is not marked. When it is stainless steel, SS is marked, such as SS20691-XX

标准芯 Standard hose fitting



10711

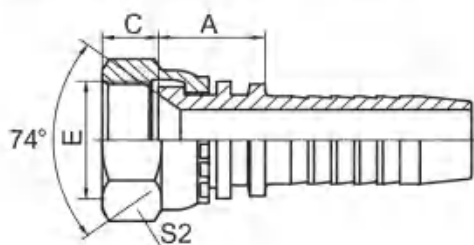
国标公制外螺纹 74°外锥面
GB METRIC MALE 74° CONE

代号 PART NO.	螺纹 E THREAD E	软管 HOSE BORE		尺寸 DIMENSIONS			
		公称内径 DN	标号 DASH	A	C	S1	
10711-10-02	M10X1	4	02	23	12.5	14	
10711-10-03	M10X1	5	03	23	12.5	14	
10711-12-03	M12X1.5	5	03	26.5	15.7	14	
10711-12-03C	M12X1.25	5	03	24.5	14	14	
10711-14-04	M14X1.5	6	04	29.5	17	17	
10711-14-06	M14X1.5	10	06	30.5	18	17	
10711-16-05	M16X1.5	8	05	30.5	18	17	
10711-16-06	M16X1.5	10	06	30.5	18	17	
10711-18-06	M18X1.5	10	06	30.5	18	19	
10711-22-08	M22X1.5	12	08	35	19.5	24	
10711-24-08	M24X1.5	12	08	35.5	20	27	
10711-27-10	M27X1.5	16	10	38	20	30	
10711-30-12	M30X1.5	20	12	42.5	23	32	
10711-30-12E	M30X2	20	12	45.5	26	32	
10711-33-12	M33X2	20	12	46	26	36	
10711-36-14	M36X2	22	14	45	26	38	
10711-39-16	M39X2	25	16	48	27.5	41	
10711-42-20	M42X2	32	20	52	28.5	46	
10711-45-20	M45X2	32	20	52	28.5	46	

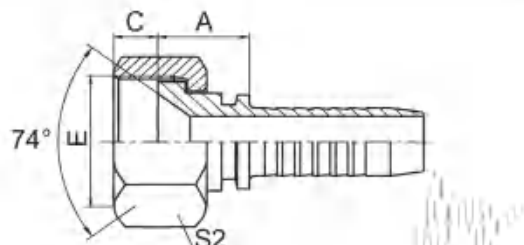
注：1.表中代号用于编织软管。 2.如需用于缠绕软管代号改为10712-xx-xx。
Note: 1.For use with braided hoses. 2.If use with spiral hoses, hose fitting series number is 10712-xx-xx.

注：当材料代号为碳钢时，则不标注材料代号，为不锈钢材料时，标注SS，如SS10711-XX
Note: When the material code is carbon steel, the material code is not marked. When it is stainless steel, SS is marked, such as SS10711-XX

标准芯 Standard hose fitting



20711



20711-T

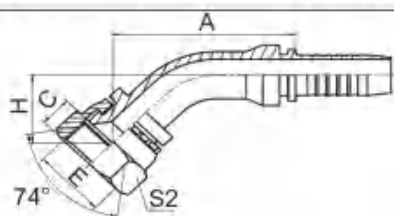
国标公制内螺纹 74°内锥面
GB METRIC FEMALE 74° CONE SEAL
参考 REF. GB/T 9065.1

代号 PART NO.	螺纹 E THREAD E	软管 HOSE BORE		尺寸 DIMENSIONS		
		公称内径 DN	标号 DASH	A	C	S2
20711-10-02	M10X1	4	02	14	7.5	14
20711-12-03C	M12X1.25	5	03	14	9	17
20711-12-03	M12X1.5	5	03	14	10	17
20711-12-04	M12X1.5	6	04	14.5	10	17
20711-14-04	M14X1.5	6	04	15.5	8.5	19
20711-14-05	M14X1.5	8	05	15.5	8.5	19
20711-14-06	M14X1.5	10	06	15	8.5	19
20711-16-04	M16X1.5	6	04	16.5	8	22
20711-16-05	M16X1.5	8	05	16	8	22
20711-16-06	M16X1.5	10	06	16	8	22
20711-18-05T	M18X1.5	8	05	16	8	22
20711-18-06	M18X1.5	10	06	17.5	10	24
20711-20-06T	M20X1.5	10	06	16	10	24
20711-20-08	M20X1.5	12	08	18.5	10	27
20711-22-06T	M22X1.5	10	06	16	10	27
20711-22-08	M22X1.5	12	08	18.5	10	27
20711-22-10	M22X1.5	16	10	19	10	27
20711-24-08T	M24X1.5	12	08	17.5	11	30
20711-27-08T	M27X1.5	12	08	18.5	11	32
20711-27-10T	M27X1.5	16	10	19.5	11	32
20711-27-12	M27X1.5	20	12	21.5	11	32
20711-30-10T	M30X1.5	16	10	18	11	36
20711-30-12	M30X1.5	20	12	21.5	11	36
20711-33-10T	M33X2	16	10	19.5	13	41
20711-33-12T	M33X2	20	12	20	13	41
20711-33-14	M33X2	22	14	21.5	13	41
20711-36-12T	M36X2	20	12	20	14	41
20711-36-14T	M36X2	22	14	20	14	41
20711-36-16	M36X2	25	16	22.5	14	41
20711-39-16T	M39X2	25	16	23.5	14	46
20711-42-16T	M42X2	25	16	23.5	15	50
20711-42-20W	M42X2	32	20	24.5	15	50
20711-45-20T	M45X2	32	20	25	15	55
20711-52-24T	M52X2	40	24	25	17	60

注：1.表中代号用于编织软管。 2.如需用于缠绕软管代号改为20712-xx-xx。
Note: 1.For use with braided hoses. 2.If use with spiral hoses, hose fitting series number is 20712-xx-xx.

注：当材料代号为碳钢时，则不标注材料代号，为不锈钢材料时，标注SS，如SS20711-XX
Note: When the material code is carbon steel, the material code is not marked. When it is stainless steel, SS is marked, such as SS20711-XX

标准芯 Standard hose fitting



20741

45°国标公制内螺纹 74°内锥面

45° GB METRIC FEMALE 74° CONE SEAL

参考 REF. GB/T 9065.1

代号 PART NO.	螺纹 E THREAD E	软管 HOSE BORE		尺寸 DIMENSIONS			
		公称内径 DN	标号 DASH	A	C	H	S2
20741-14-04	M14X1.5	6	04	40.5	8.5	18.5	19
20741-16-05	M16X1.5	8	05	43.4	8	20	22
20741-18-06	M18X1.5	10	06	45.7	10	21.4	24
20741-22-08	M22X1.5	12	08	58.9	10	24	27
20741-27-10	M27X1.5	16	10	70.7	11	26.4	32
20741-30-12	M30X1.5	20	12	77.4	11	30	36
20741-33-12	M33X2	20	12	77.4	13	30	41
20741-33-16	M33X2	25	16	85	13	30.8	41
20741-36-14	M36X2	22	14	79.8	14	29.5	41
20741-36-16	M36X2	25	16	85.7	14	31.5	41
20741-39-16	M39X2	25	16	87	14	31.8	46
20741-45-20W	M45X2	32	20	100.2	15	39.4	55
20741-52-24W	M52X2	40	24	115.3	17	40.9	60

注：1.表中代号用于编织软管。

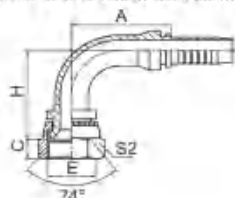
2.如需用于缠绕软管代号改为20742-xx-xx。

Note: 1. For use with braided hoses.

2. If use with spiral hoses, hose fitting series number is 20742-xx-xx.

注：当材料代号为碳钢时，则不标注材料代号，为不锈钢材料时，标注SS，如SS20741-XX

Note: When the material code is carbon steel, the material code is not marked. When it is stainless steel, SS is marked, such as SS20741-XX



20791

90°国标公制内螺纹 74°内锥面

90° GB METRIC FEMALE 74° CONE SEAL

参考 REF. GB/T 9065.1

代号 PART NO.	螺纹 E THREAD E	软管 HOSE BORE		尺寸 DIMENSIONS			
		公称内径 DN	标号 DASH	A	C	H	S2
20791-12-04C	M12X1.25	6	04	30	9	33.5	17
20791-12-04	M12X1.5	6	04	30	10	33.5	17
20791-14-04	M14X1.5	6	04	30	8.5	34	19
20791-16-04	M16X1.5	6	04	30	8	35	22
20791-16-05	M16X1.5	8	05	33	8	38	22
20791-18-06	M18X1.5	10	06	35.3	10	41.3	24
20791-22-08	M22X1.5	12	08	41	10	48	27
20791-22-10	M22X1.5	16	10	56	10	52.5	27
20791-27-10	M27X1.5	16	10	56	11	54	32
20791-30-12	M30X1.5	20	12	66.2	11	63.5	36
20791-33-12	M33X2	20	12	65.5	13	63.5	41
20791-33-16	M33X2	25	16	76.7	13	69	41
20791-36-12	M36X2	20	12	65.5	14	63.5	41
20791-36-14	M36X2	22	14	71.2	14	64.5	41
20791-39-16	M39X2	25	16	78	14	70.5	46
20791-45-20W	M45X2	32	20	91.5	15	86.5	55
20791-52-20W	M52X2	32	20	93	17	83.3	60
20791-52-24W	M52X2	40	24	109.4	17	100.3	60

注：1.表中代号用于编织软管。

2.如需用于缠绕软管代号改为20792-xx-xx。

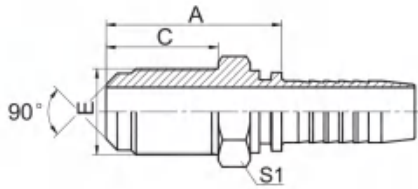
Note: 1. For use with braided hoses.

2. If use with spiral hoses, hose fitting series number is 20792-xx-xx.

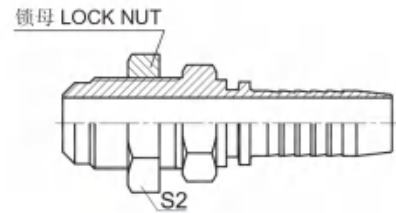
注：当材料代号为碳钢时，则不标注材料代号，为不锈钢材料时，标注SS，如SS20791-XX

Note: When the material code is carbon steel, the material code is not marked. When it is stainless steel, SS is marked, such as SS20791-XX

标准芯 Standard hose fitting



10811L



10811L-LN

公制外螺纹 90°外锥面
METRIC MALE 90° CONE

代号 PART NO.	螺纹 E THREAD E	软管 HOSE BORE		尺寸 DIMENSIONS			
		公称内径 DN	标号 DASH	A	C	S1	S2
10811L-12-04	M12X1.5	6	04	46	34	17	17
10811L-12-04A	M12X1	6	04	44.5	32.5	17	17
10811L-14-04	M14X1.5	6	04	46	34	17	19
10811L-14-06	M14X1.5	10	06	46.5	34	17	19
10811L-16-04	M16X1.5	6	04	46.5	34	19	22
10811L-16-06	M16X1.5	10	06	46.5	34	22	22
10811L-20-06	M20X1.5	10	06	57	40	27	27
10811L-20-08	M20X1.5	12	08	57.5	40	27	27
10811L-22-08	M22X1.5	12	08	62.5	45	27	27

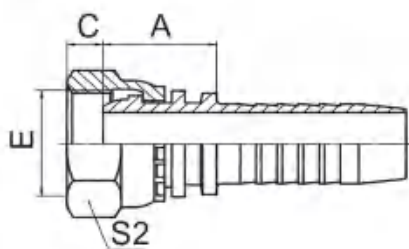
注：如需带锁母订货，则请在代号后加“LN”，如10811L-12-04LN。

Note: if you are interested to order the fitting with lock nut, please insert suffix "LN" after our part no. for example 10811L-12-04LN.

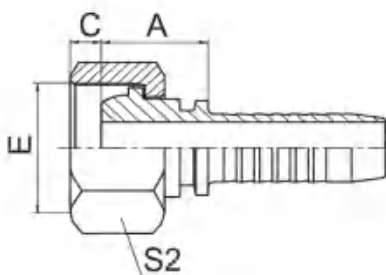
注：当材料代号为碳钢时，则不标注材料代号，为不锈钢材料时，标注SS，如SS10811L-XX

Note: When the material code is carbon steel, the material code is not marked. When it is stainless steel, SS is marked, such as SS10811L-XX

标准芯 Standard hose fitting



20111



20111-T

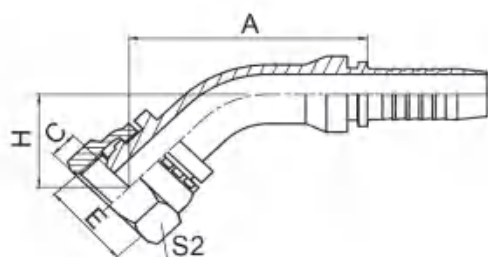
公制内螺纹球面
METRIC FEMALE MULTISEAL

代号 PART NO.	螺纹 E THREAD E	软管 HOSE BORE		尺寸 DIMENSIONS			
		公称内径 DN	标号 DASH	A	C	S2	
20111-10-03	M10X1	5	03	18	2.5	14	
20111-10-04	M10X1	6	04	18	2.5	14	
20111-12-04	M12X1.5	6	04	18.5	4	17	
20111-12-05	M12X1.5	8	05	18.5	4	17	
20111-14-04	M14X1.5	6	04	19.5	4.5	19	
20111-14-05	M14X1.5	8	05	19.5	4.5	19	
20111-16-04	M16X1.5	6	04	19.5	4.5	22	
20111-16-05	M16X1.5	8	05	20	4.5	22	
20111-16-06	M16X1.5	10	06	20	4.5	22	
20111-18-05T	M18X1.5	8	05	21.5	4	24	
20111-18-06	M18X1.5	10	06	21.5	4	24	
20111-18-08	M18X1.5	12	08	22	4	24	
20111-20-06T	M20X1.5	10	06	20.5	5.5	24	
20111-20-08	M20X1.5	12	08	23	5.5	27	
20111-22-06T	M22X1.5	10	06	21	5	27	
20111-22-08	M22X1.5	12	08	23.5	5	27	
20111-22-10	M22X1.5	16	10	24	5	27	
20111-24-08T	M24X1.5	12	08	22	5.5	30	
20111-24-10	M24X1.5	16	10	25.5	5	30	
20111-27-08DT	M27X1.5	12	08	23	5.5	32	
20111-27-10DT	M27X1.5	16	10	26	5.5	32	
20111-27-12D	M27X1.5	20	12	26	5.5	32	
20111-27-10T	M27X2	16	10	24	7	32	
20111-30-12D	M30X1.5	20	12	26.5	6	36	
20111-30-12	M30X2	20	12	26.5	7	36	
20111-36-12T	M36X2	20	12	26	7	41	
20111-36-14T	M36X2	22	14	26	7	41	
20111-39-14T	M39X2	22	14	28.5	7	46	
20111-39-16T	M39X2	25	16	29.5	7	46	
20111-42-16T	M42X2	25	16	30	8.5	50	
20111-45-20T	M45X2	32	20	31.5	8.5	55	
20111-52-20T	M52X2	32	20	33	9	60	
20111-52-24T	M52X2	40	24	33	9	60	
20111-64-32T	M64X2	50	32	35	14	75	

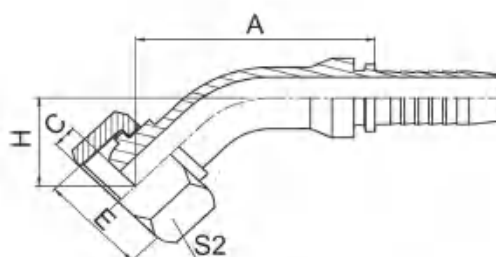
注：1.表中代号用于编织软管。 2.如需用于缠绕软管代号改为20112-xx-xx。
 Note: 1.For use with braided hoses. 2.If use with spiral hoses, hose fitting series number is 20112-xx-xx.

注：当材料代号为碳钢时，则不标注材料代号，为不锈钢材料时，标注SS，如SS20111-XX
 Note: When the material code is carbon steel, the material code is not marked. When it is stainless steel, SS is marked, such as SS20111-XX

标准芯 Standard hose fitting



20141



20141-T

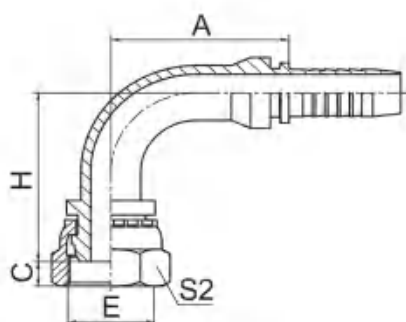
45°公制内螺纹球面 45°METRIC FEMALE MULTISEAL

代号 PART NO.	螺纹 E THREAD E	软管 HOSE BORE		尺寸 DIMENSIONS			
		公称内径 DN	标号 DASH	A	C	H	S2
20141-10-03	M10X1	5	03	41.1	2.5	20.7	14
20141-10-04	M10X1	6	04	43.2	2.5	21.5	14
20141-12-03	M12X1.5	5	03	40.9	4	21.2	17
20141-12-04	M12X1.5	6	04	43	4	20.9	17
20141-14-04	M14X1.5	6	04	43.4	4.5	21.3	19
20141-14-05	M14X1.5	8	05	45.5	4.5	22.2	19
20141-16-04	M16X1.5	6	04	43.7	4.5	21.6	22
20141-16-05	M16X1.5	8	05	45.8	4.5	22.5	22
20141-16-06	M16X1.5	10	06	47.4	4.5	23.2	22
20141-18-05T	M18X1.5	8	05	46.8	4	22.6	24
20141-18-06	M18X1.5	10	06	48.5	4	24.2	24
20141-18-08	M18X1.5	12	08	52.2	4	25.7	24
20141-20-06T	M20X1.5	10	06	47.4	5.5	23.2	27
20141-20-08	M20X1.5	12	08	45	5.5	18.3	27
20141-22-06T	M22X1.5	10	06	47.8	5	23.5	27
20141-22-08	M22X1.5	12	08	62.5	5	27.5	27
20141-24-08T	M24X1.5	12	08	61.1	5.5	26.1	30
20141-24-10	M24X1.5	16	10	75.4	5	29.6	30
20141-27-10DT	M27X1.5	16	10	74.4	5.5	29.6	32
20141-27-10T	M27X2	16	10	72.1	5.5	27.8	32
20141-30-12D	M30X1.5	20	12	80.9	6	33.5	36
20141-30-12	M30X2	20	12	81.7	6	33.6	36
20141-36-14T	M36X2	22	14	83	7	32.64	41
20141-39-16T	M39X2	25	16	89.5	7	34	46
20141-45-20T	M45X2	32	20	99.1	8.5	38.4	55
20141-52-24T	M52X2	40	24	114.1	9	43.4	60

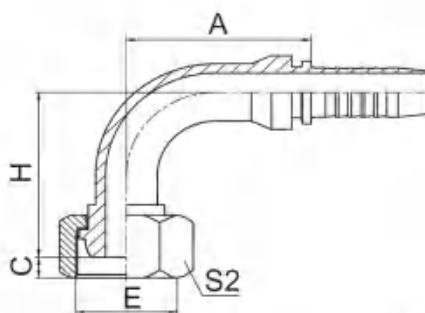
注：1.表中代号用于编织软管。 2.如需用于缠绕软管代号改为20142-xx-xx。
 Note: 1.For use with braided hoses. 2.If use with spiral hoses, hose fitting series number is 20142-xx-xx.

注：当材料代号为碳钢时，则不标注材料代号，为不锈钢材料时，标注SS，如SS20141-XX
 Note: When the material code is carbon steel, the material code is not marked. When it is stainless steel, SS is marked, such as SS20141-XX

标准芯 Standard hose fitting



20191



20191-T

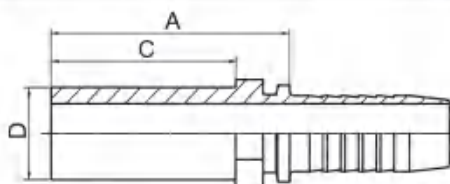
90°公制内螺纹球面
90° METRIC FEMALE MULTISEAL

代号 PART NO.	螺纹 E THREAD E	软管 HOSE BORE		尺寸 DIMENSIONS			
		公称内径 DN	标号 DASH	A	C	H	S2
20191-10-03	M10X1	5	03	27	2.5	35.5	14
20191-12-04	M12X1.5	6	04	30	4	37.5	17
20191-14-04	M14X1.5	6	04	30	4.5	38	19
20191-14-05	M14X1.5	8	05	30	4.5	38	19
20191-16-04	M16X1.5	6	04	30	4.5	38.5	19
20191-16-05	M16X1.5	8	05	33	4.5	41.5	22
20191-16-06	M16X1.5	10	06	35.3	4.5	43.8	22
20191-18-05T	M18X1.5	8	05	33	4	43	24
20191-18-06	M18X1.5	10	06	35.3	4	45.3	24
20191-18-08	M18X1.5	12	08	40.5	4	50.5	24
20191-20-06T	M20X1.5	10	06	35.3	5.5	43.8	24
20191-20-08	M20X1.5	12	08	39.5	5.5	39	27
20191-22-06T	M22X1.5	10	06	35.3	5	44.3	27
20191-22-08	M22X1.5	12	08	41	5	53	27
20191-24-08T	M24X1.5	12	08	41	5.5	51	30
20191-24-10	M24X1.5	16	10	58	5	58.5	30
20191-27-10DT	M27X1.5	16	10	56	5.5	55.5	32
20191-27-10T	M27X2	16	10	56	5.5	55.5	32
20191-30-12D	M30X1.5	20	12	67.5	6	68.5	36
20191-30-12	M30X2	20	12	66.2	6	68.5	36
20191-36-12T	M36X2	20	12	65.5	7	67	41
20191-36-14T	M36X2	22	14	71.2	7	69	41
20191-39-16T	M39X2	25	16	78	7	73.5	46
20191-45-20T	M45X2	32	20	91.5	8.5	85	55
20191-52-24T	M52X2	40	24	109.4	9	100	60
20191-64-32T	M64X2	50	32	131	14	122.3	75

注：1.上述代号用于编织软管。 2.如需用于缠绕软管代号改为20192-xx-xx。
Note: 1.For use with braided hoses. 2.If use with spiral hoses, hose fitting series number is 20192-xx-xx.

注：当材料代号为碳钢时，则不标注材料代号，为不锈钢材料时，标注SS，如SS20191-XX
Note: When the material code is carbon steel, the material code is not marked. When it is stainless steel, SS is marked, such as SS20191-XX

标准芯 Standard hose fitting



50011

公制卡套式直管

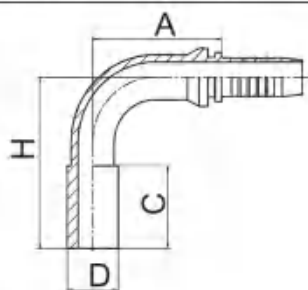
METRIC STANDPIPE STRAIGHT DIN 2353

代号 PART NO.	管子外径 D TUBE O.D.	软管 HOSE BORE		尺寸 DIMENSIONS			备注 NOTE
		公称内径 DN	标号 DASH	A	C		
50011-06-03	6	5	03	28.5	22		轻系列 L
50011-06-04	6	6	04	29	22		
50011-10-05	10	8	05	31	23		
50011-10-06	10	10	06	32	23		
50011-12-06	12	10	06	33.5	23		
50011-12-08	12	12	08	33	23		
50011-15-06	15	10	06	35	25		
50011-15-08	15	12	08	35.5	25		
50011-18-08	18	12	08	36.5	26		
50011-18-10	18	16	10	40.5	26		
50011-22-10	22	16	10	44.5	28		
50011-22-12	22	20	12	44	28		
50011-22-16	22	25	16	46	28		
50011-28-16	28	25	16	49	30		
50011-35-20	35	32	20	56	36		
50011-42-24	42	40	24	62	40		
50011-08-04	8	6	04	31	24	重系列 S	
50011-08-05	8	8	05	33	24		
50011-08-06	8	10	06	33	24		
50011-10-04	10	6	04	34	26		
50011-12-04	12	6	04	34.5	26		
50011-12-05	12	8	05	35.5	26		
50011-14-06	14	10	06	39.5	29		
50011-14-08	14	12	08	40	29		
50011-14-12	14	20	12	45.5	29		
50011-16-08	16	12	08	41	30		
50011-16-10	16	16	10	45	30		
50011-20-10	20	16	10	52	36		
50011-20-12	20	20	12	52.5	36		
50011-25-12	25	20	12	56	40		
50011-25-16	25	25	16	57	40		
50011-30-16	30	25	16	63	44		
50011-30-20	30	32	20	64	44		
50011-38-16	38	25	16	69	50		
50011-38-20	38	32	20	70	50		

注：1.表中代号用于编织软管。 2.如需用于缠绕软管代号改为50012-xx-xx。
 Note: 1.For use with braided hoses. 2.If use with spiral hoses, hose fitting series number is 50012-xx-xx.

注：当材料代号为碳钢时，则不标注材料代号，为不锈钢材料时，标注SS，如SS50011-XX
 Note: When the material code is carbon steel, the material code is not marked. When it is stainless steel, SS is marked, such as SS50011-XX

标准芯 Standard hose fitting



50091

90°公制卡套式直管

90° METRIC STANDPIPE STRAIGHT DIN 2353

代号 PART NO.	管子外径 D TUBE O.D.	软管 HOSE BORE		尺寸 DIMENSIONS			备注 NOTE	
		公称内径 DN	标号 DASH	A	C	H		
50091-06-03	6	05	03	26.5	22	42.5	轻系列 L	
50091-06-04	6	6	04	30	22	45.5		
50091-08-05	8	8	05	33	24	50.5		
50091-08-06	8	10	06	35.3	24	52.8		
50091-10-05	10	8	05	33	23	49.5		
50091-10-06	10	10	06	35.3	23	51.8		
50091-12-06	12	10	06	35.3	25	53.8		
50091-12-08	12	12	08	41	25	59		
50091-15-06	15	10	06	35.3	25	53.8		
50091-15-08	15	12	08	41	25	59		
50091-18-08	18	12	08	41	26	60		
50091-18-10	18	16	10	56	26	64.5		
50091-22-10	22	16	10	56	28	66.5		
50091-22-12	22	20	12	65.5	28	76		
50091-22-16	22	25	16	76.7	28	81.5		
50091-28-16	28	25	16	76.7	30	83.5		
50091-35-20	35	32	20	93	36	100.5		
50091-08-04	8	6	04	30	24	47.5		重系列 S
50091-10-04	10	6	04	30	26	49.5		
50091-12-04	12	6	04	30	26	49.5		
50091-12-05	12	8	05	33	26	52.5		
50091-14-06	14	10	06	35.3	29	57.8		
50091-14-08	14	12	08	41	29	63		
50091-16-08	16	12	08	41	30	64		
50091-16-10	16	16	10	56.5	30	68.5		
50091-20-10	20	16	10	56	36	74.5		
50091-20-12	20	20	12	65.5	36	84		
50091-25-12	25	20	12	65.5	40	88		
50091-25-16	25	25	16	76.7	40	93.5		
50091-30-16	30	25	16	78	40	109.5		
50091-30-20	30	32	20	91.5	44	108.5		
50091-38-16	38	25	16	76.7	50	115.5		
50091-38-20	38	32	20	91.5	50	114.5		

注：1.表中代号用于编织软管。

2.如需用于缠绕软管代号改为50092-xx-xx。

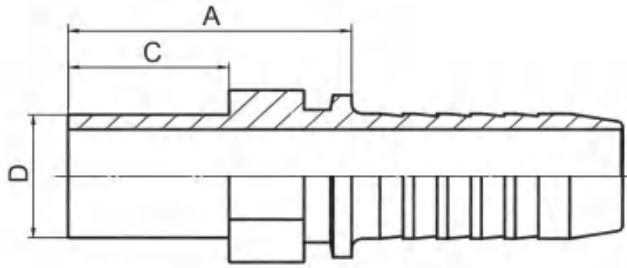
Note: 1.For use with braided hoses.

2.If use with spiral hoses, hose fitting series number is 50092-xx-xx.

注：当材料代号为碳钢时，则不标注材料代号，为不锈钢材料时，标注SS，如SS50091-XX

Note: When the material code is carbon steel, the material code is not marked. When it is stainless steel, SS is marked, such as SS50091-XX

标准芯 Standard hose fitting



51011

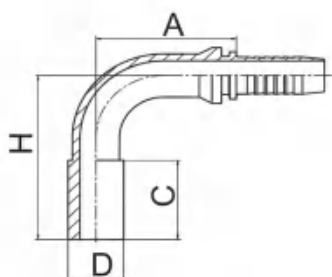
国标卡套式直管
GB METRIC STANDPIPE

代号 PART NO.	管子外径 D TUBE O.D.	软管 HOSE BORE		尺寸 DIMENSIONS			
		公称内径 DN	标号 DASH	A	C		
51011-04-03	4	5	03	27	17		
51011-06-03	6	5	03	30.5	19		
51011-06-04	6	6	04	31	19		
51011-08-04	8	6	04	31	19		
51011-08-05	8	8	05	31.5	19		
51011-08-06	8	10	06	31.5	19		
51011-10-04	10	6	04	35	22		
51011-10-05	10	8	05	35	22		
51011-10-06	10	10	06	35	22		
51011-12-05	12	8	05	35	22		
51011-12-06	12	10	06	35	22		
51011-14-06	14	10	06	35	22		
51011-14-08	14	12	08	35.5	22		
51011-16-06	16	10	06	35	22		
51011-16-08	16	12	08	36	22		
51011-16-10	16	16	10	36.5	22		
51011-16-12	16	20	12	38	22		
51011-18-12	18	20	12	40.5	24		
51011-22-12	22	20	12	45	28		
51011-22-14	22	22	14	45	28		
51011-28-16	28	25	16	49	30		
51011-34-20	34	32	20	53	33		
51011-42-24	42	40	24	57	35		

注：1.表中代号用于编织软管。 2.如需用于缠绕软管代号改为51012-xx-xx。
Note: 1.For use with braided hoses. 2.If use with spiral hoses, hose fitting series number is 51012-xx-xx.

注：当材料代号为碳钢时，则不标注材料代号，为不锈钢材料时，标注SS，如SS51011-XX
Note: When the material code is carbon steel, the material code is not marked. When it is stainless steel, SS is marked, such as SS51011-XX

标准芯 Standard hose fitting



51091

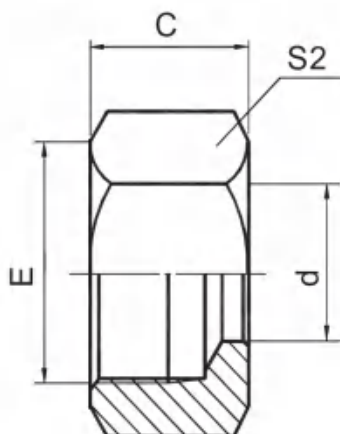
国标卡套式 90°弯管
GB METRIC 90° STANDPIPE

代号 PART NO.	管子外径 D TUBE O.D.	软管 HOSE BORE		尺寸 DIMENSIONS		
		公称内径 DN	标号 DASH	A	C	H
51091-06-04	6	6	04	30.5	19	42.5
51091-06-06	6	10	06	35.3	19	47.8
51091-08-04	8	6	04	30	19	42.5
51091-08-05	8	8	05	33	19	45.5
51091-10-04	10	6	04	30	22	45.5
51091-10-06	10	10	06	35.3	22	50.8
51091-12-06	12	10	06	35.3	22	50.8
51091-12-08	12	12	08	41	22	56
51091-14-06	14	10	06	35.3	22	50.8
51091-14-08	14	12	08	41	22	56
51091-15-10	15	16	10	56.5	26	64.5
51091-16-08	16	12	08	41	22	56
51091-16-10	16	16	10	56	22	60.5
51091-18-10	18	16	10	56.5	24	62.5
51091-18-12	18	20	12	64.9	24	72
51091-22-14	22	22	14	71.2	28	77
51091-28-16	28	25	16	76.7	30	83.5
51091-34-20	34	32	20	91.5	33	97.5
51091-42-24	42	40	24	109.4	35	113

注：1.表中代号用于编织软管。 2.如需用于缠绕软管代号改为51092-xx-xx。
Note: 1.For use with braided hoses. 2.If use with spiral hoses, hose fitting series number is 51092-xx-xx.

注：当材料代号为碳钢时，则不标注材料代号，为不锈钢材料时，标注SS，如SS51091-XX
Note: When the material code is carbon steel, the material code is not marked. When it is stainless steel, SS is marked, such as SS51091-XX

标准芯 Standard hose fitting



**NL
NS**

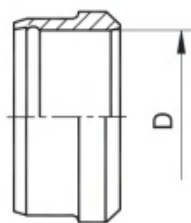
卡套螺母
RETAINING NUTS

代号 PART NO.	螺纹 THREAD		管子外径 TUBE O.D.	尺寸 DIMENSIONS						压力等级 MPa
	E			C	d	S2				
NL-12	M12X1.5		6	14.5	6	14				轻系列 L
NL-14	M14X1.5		8	14.5	8	17				
NL-16	M16X1.5		10	15.5	10	19				
NL-18	M18X1.5		12	15.5	12	22				
NL-22	M22X1.5		15	17	15	27				
NL-26	M26X1.5		18	18	18	32				
NL-30	M30X2		22	20	22	36				
NL-30D	M30X1.5		22	20	22	36				
NL-36	M36X2		28	21	28	41				
NL-36D	M36X1.5		28	21	28	41				
NL-45	M45X2		35	24	35	50				
NL-45D	M45X1.5		35	25	35	50				
NL-52	M52X2		42	24	42	60				
NS-14	M14X1.5		6	16.5	6	17				重系列 S
NS-16	M16X1.5		8	16.5	8	19				
NS-18	M18X1.5		10	17.5	10	22				
NS-20	M20X1.5		12	17.5	12	24				
NS-22	M22X1.5		14	20.5	14	27				
NS-24	M24X1.5		16	20.5	16	30				
NS-30	M30X2		20	24	20	36				
NS-36	M36X2		25	27	25	46				
NS-42	M42X2		30	29	30	50				
NS-52	M52X2		38	32.5	38	60				

注：当材料代号为碳钢时，则不标注材料代号，为不锈钢材料时，标注SS，如SSNL-XX

Note: When the material code is carbon steel, the material code is not marked. When it is stainless steel, SS is marked, such as SSNL-XX

标准芯 Standard hose fitting



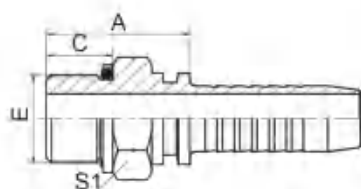
**RL
RS**

卡套
CUTTING RING

代号 PART NO.			管子外径 D TUBE O.D.	尺寸 DIMENSIONS				备注 NOTE
RL-06			6	与重系列相应规格一致				轻系列 L
RL-08			8					
RL-10			10					
RL-12			12					
RL-15			15					
RL-18			18					
RL-22			22					
RL-28			28					
RL-35			35					
RL-42			42					
RS-06			6					重系列 S
RS-08			8					
RS-10			10					
RS-12			12					
RS-14			14					
RS-16			16					
RS-20			20					
RS-25			25					
RS-30			30					
RS-38			38					

注：当材料代号为碳钢时，则不标注材料代号，为不锈钢材料时，标注SS，如SSRS-XX

Note: When the material code is carbon steel, the material code is not marked. When it is stainless steel, SS is marked, such as SSRS-XX



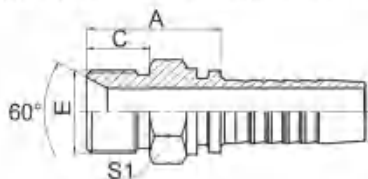
12211

英管外螺纹 O 形圈密封 BSP MALE O-RING SEAL

代号 PART NO.	螺纹 E THREAD E	软管 HOSE BORE		O形圈 O-RING	尺寸 DIMENSIONS		
		公称内径 DN	标号 DASH		A	C	S1
12211-04-04	G1/4"X19	6	04	O111	25	11	19
12211-04-06	G1/4"X19	10	06	O111	23.5	11	19
12211-06-06	G3/8"X19	10	06	O113	26	11.5	24
12211-08-04	G1/2"X14	6	04	O115	30	14	27
12211-08-06	G1/2"X14	10	06	O115	32	14	27
12211-08-08	G1/2"X14	12	08	O115	32.5	14	27
12211-10-10	G5/8"X14	16	10	O910	33	15.5	30
12211-12-10	G3/4"X14	16	10	O119	33	15.5	36
12211-12-12	G3/4"X14	20	12	O119	35.5	15.5	36
12211-12-16	G3/4"X14	25	16	O119	36.5	15.5	36
12211-16-16	G1"X11	25	16	O217	42.5	18	41
12211-20-20	G1.1/4"X11	32	20	O222	46	20	50

注：1.上述代号用于编织软管。 2.如需用于缠绕软管代号改为12212-xx-xx。
Note: 1.For use with braided hoses. 2.If use with spiral hoses, hose fitting series number is 12212-xx-xx.

注：当材料代号为碳钢时，则不标注材料代号，为不锈钢材料时，标注SS，如SS12211-XX
Note: When the material code is carbon steel, the material code is not marked. When it is stainless steel, SS is marked, such as SS12211-XX



12611

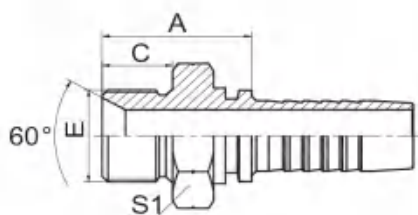
英管外螺纹 60°内锥面 BSP MALE 60° CONE SEAT

代号 PART NO.	螺纹 E THREAD E	软管 HOSE BORE		尺寸 DIMENSIONS		
		公称内径 DN	标号 DASH	A	C	S1
12611-02-03	G1/8"X28	5	03	22	10	12
12611-04-04	G1/4"X19	6	04	24.5	12	14
12611-06-05	G3/8"X19	8	05	26	13.5	17
12611-06-06	G3/8"X19	10	06	26	13.5	17
12611-06-08	G3/8"X19	12	08	26.5	13.5	19
12611-08-06	G1/2"X14	10	06	30.5	16	22
12611-08-08	G1/2"X14	12	08	31	16	22
12611-10-08	G5/8"X14	12	08	32.5	17.5	24
12611-10-10	G5/8"X14	16	10	33.5	17.5	24
12611-12-08	G3/4"X14	12	08	35.5	18.5	27
12611-12-10	G3/4"X14	16	10	36.5	18.5	27
12611-12-12	G3/4"X14	20	12	36.5	18.5	27
12611-16-12	G1"X11	20	12	40.5	20.5	36
12611-16-16	G1"X11	25	16	41.5	20.5	36
12611-20-16	G1.1/4"X11	25	16	43.5	20.5	46
12611-20-20	G1.1/4"X11	32	20	46.5	20.5	46
12611-24-20	G.1/2"X11	32	20	49	23	50
12611-24-24	G.1/2"X11	40	24	49	23	50
12611-32-32	G2"X11	50	32	53.5	25.5	65

注：1.上述代号用于编织软管。 2.如需用于缠绕软管代号改为12612-xx-xx。
Note: 1.For use with braided hoses. 2.If use with spiral hoses, hose fitting series number is 12612-xx-xx.

注：当材料代号为碳钢时，则不标注材料代号，为不锈钢材料时，标注SS，如SS12611-XX
Note: When the material code is carbon steel, the material code is not marked. When it is stainless steel, SS is marked, such as SS12611-XX

标准芯 Standard hose fitting



12611A

英管外螺纹 60°内锥面或六角端面
用组合垫密封的双用接头

BSP MALE DOUBLE USE FOR 60°
CONE SEAT OR BONDED SEAL

代号 PART NO.	螺纹 E THREAD E	软管 HOSE BORE		尺寸 DIMENSIONS		
		公称内径 DN	标号 DASH	A	C	S1
12611A-02-03	G1/8"X28	5	03	22	10	14
12611A-04-04	G1/4"X19	6	04	24.5	12	19
12611A-04-05	G1/4"X19	8	05	24.5	12	19
12611A-06-05	G3/8"X19	8	05	26	13.5	22
12611A-06-06	G3/8"X19	10	06	28	13.5	22
12611A-06-08	G3/8"X19	12	08	28.5	13.5	22
12611A-08-06	G1/2"X14	10	06	33	16	27
12611A-08-08	G1/2"X14	12	08	33	16	27
12611A-08-10	G1/2"X14	16	10	34	16	27
12611A-10-08	G5/8"X14	12	08	35	17.5	30
12611A-10-10	G5/8"X14	16	10	35.5	17.5	30
12611A-12-08	G3/4"X14	12	08	36.5	18.5	32
12611A-12-10	G3/4"X14	16	10	37.5	18.5	32
12611A-12-12	G3/4"X14	20	12	37.5	18.5	32
12611A-16-12	G1"X11	20	12	42.5	20.5	41
12611A-16-16	G1"X11	25	16	43.5	20.5	41
12611A-20-16	G1.1/4"X11	25	16	45.5	20.5	50
12611A-20-20	G1.1/4"X11	32	20	46.5	20.5	50
12611A-24-24	G.1/2"X11	40	24	49	23	55
12611A-32-32	G2"X11	50	32	54.5	25.5	70

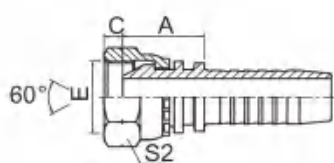
注：1.上述代号用于编织软管。 2.如需用于缠绕软管代号改为12612A-xx-xx。

Note: 1.For use with braided hoses. 2.If use with spiral hoses, hose fitting series number is 12612A-xx-xx.

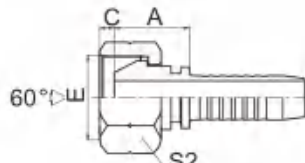
注：当材料代号为碳钢时，则不标注材料代号，为不锈钢材料时，标注SS，如SS12611A-XX

Note: When the material code is carbon steel, the material code is not marked. When it is stainless steel, SS is marked, such as SS12611A-XX

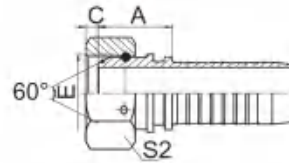
标准芯 Standard hose fitting



22611



22611-T



22611-W

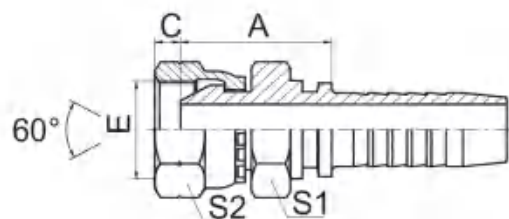
英管内螺纹 60°外锥面
BSP FEMALE 60° CONE

代号 PART NO.	螺纹 E THREAD E	软管 HOSE BORE		尺寸 DIMENSIONS		
		公称内径 DN	标号 DASH	A	C	S2
22611-02-03	G1/8"X28	5	03	15	5.5	14
22611-02-04	G1/8"X28	6	04	15.5	5.5	14
22611-04-03	G1/4"X19	5	03	17.5	5.5	19
22611-04-04	G1/4"X19	6	04	18	5.5	19
22611-04-05	G1/4"X19	8	05	18	5.5	19
22611-04-06	G1/4"X19	10	06	18	5.5	19
22611-06-04	G3/8"X19	6	04	19	6.3	22
22611-06-05	G3/8"X19	8	05	19	6.3	22
22611-06-06	G3/8"X19	10	06	19.5	6.3	22
22611-06-08	G3/8"X19	12	08	19.5	6.3	22
22611-08-06T	G1/2"X14	10	06	18.5	7.5	27
22611-08-08	G1/2"X14	12	08	21.5	7.5	27
22611-10-08	G5/8"X14	12	08	22	9.5	30
22611-10-10	G5/8"X14	16	10	23	9.5	30
22611-12-08T	G3/4"X14	12	08	20	10.9	32
22611-12-10	G3/4"X14	16	10	24	10.9	32
22611-12-12	G3/4"X14	20	12	23.5	10.9	32
22611-16-12T	G1"X11	20	12	23	11.7	41
22611-16-14	G1"X11	22	14	26	11.7	41
22611-16-16	G1"X11	25	16	27	11.7	41
22611-20-16T	G1.1/4"X11	25	16	27	11	50
22611-20-20W	G1.1/4"X11	32	20	30.5	11	50
22611-24-20T	G1.1/2"X11	32	20	29.5	13	55
22611-24-24W	G1.1/2"X11	40	24	32	13	55
22611-32-24T	G2"X11	40	24	30	16	70
22611-32-32W	G2"X11	50	32	31	16	70

注：1.表中代号用于编织软管。 2.如需用于缠绕软管代号改为22612-xx-xx。
Note: 1.For use with braided hoses. 2.If use with spiral hoses, hose fitting series number is 22612-xx-xx.

注：当材料代号为碳钢时，则不标注材料代号，为不锈钢材料时，标注SS，如SS22611-XX
Note: When the material code is carbon steel, the material code is not marked. When it is stainless steel, SS is marked, such as SS22611-XX

标准芯 Standard hose fitting



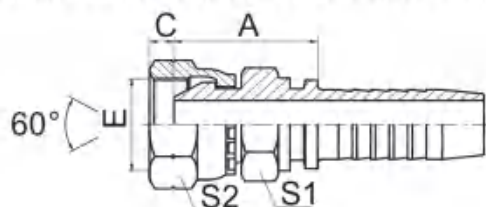
22611D

英管内螺纹 60° 外锥面双六角
BSP FEMALE 60° CONE DOUBLE HEXAGON

代号 PART NO.	螺纹 E THREAD E	软管 HOSE BORE		尺寸 DIMENSIONS			
		公称内径 DN	标号 DASH	A	C	S1	S2
22611D-04-04	G1/4"X19	6	04	23.5	5.5	19	19
22611D-06-06	G3/8"X19	10	06	26.5	6.3	22	22
22611D-08-08	G1/2"X14	12	08	31	7.5	27	27
22611D-10-08	G5/8"X14	12	08	31	9.5	30	30
22611D-12-08	G3/4"X14	12	08	31.5	10.9	32	32
22611D-12-12	G3/4"X14	20	12	33.5	10.9	32	32
22611D-16-16	G1"X11	25	16	35.5	11.7	41	41
22611D-20-20W	G1.1/4"X11	32	20	46	11	50	50

注：1.表中代号用于编织软管。 2.如需用于缠绕软管代号改为22612D-xx-xx。
Note: 1.For use with braided hoses. 2.If use with spiral hoses, hose fitting series number is 22612D-xx-xx.

注：当材料代号为碳钢时，则不标注材料代号，为不锈钢材料时，标注SS，如SS22611D-XX
Note: When the material code is carbon steel, the material code is not marked. When it is stainless steel, SS is marked, such as SS22611D-XX



22611D-SM

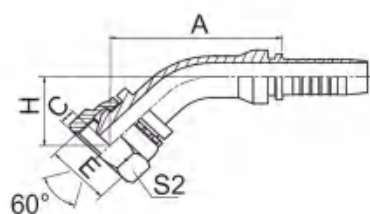
英管内螺纹 60° 外锥面双六角
BSP FEMALE 60° CONE DOUBLE HEXAGON

代号 PART NO.	螺纹 E THREAD E	软管 HOSE BORE		尺寸 DIMENSIONS			
		公称内径 DN	标号 DASH	A	C	S1	S2
22611D-04-04SM	G1/4"X19	6	04	23.5	5.5	12	19
22611D-06-06SM	G3/8"X19	10	06	24.5	6.3	17	22
22611D-08-08SM	G1/2"X14	12	08	29	7.5	22	27
22611D-10-08SM	G5/8"X14	12	08	29	9.5	22	30
22611D-12-08SM	G3/4"X14	12	08	31.5	10.9	27	32
22611D-12-12SM	G3/4"X14	20	12	33.5	10.9	27	32
22611D-16-16SM	G1"X11	25	16	35.5	11.7	32	41
22611D-20-20WSM	G1.1/4"X11	32	20	42	11	41	50

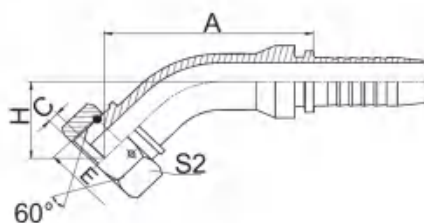
注：1.表中代号用于编织软管。 2.如需用于缠绕软管代号改为22612D-xx-xxSM。
Note: 1.For use with braided hoses. 2.If use with spiral hoses, hose fitting series number is 22612D-xx-xxSM.

注：当材料代号为碳钢时，则不标注材料代号，为不锈钢材料时，标注SS，如SS22611D-XX
Note: When the material code is carbon steel, the material code is not marked. When it is stainless steel, SS is marked, such as SS22611D-XX

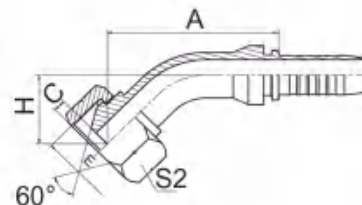
标准芯 Standard hose fitting



22641



22641-W



22641-T

45° 英管内螺纹 60° 外锥面
45° BSP FEMALE 60° CONE

代号 PART NO.	螺纹 E THREAD E	软管 HOSE BORE		尺寸 DIMENSIONS			
		公称内径 DN	标号 DASH	A	C	H	S2
22641-04-04	G1/4"X19	6	04	42.3	5.5	20.2	19
22641-06-04	G3/8"X19	6	04	43.2	6.3	21	22
22641-06-05	G3/8"X19	8	05	45.3	6.3	22	22
22641-06-06	G3/8"X19	10	06	46.9	6.3	22.6	22
22641-08-06T	G1/2"X14	10	06	46.7	7.5	22.5	27
22641-08-08	G1/2"X14	12	08	61.1	7.5	26.1	27
22641-10-08	G5/8"X14	12	08	61.4	9.5	26.5	30
22641-10-10	G5/8"X14	16	10	72	9.5	27.8	30
22641-12-08T	G3/4"X14	12	08	59.4	10.9	24.4	32
22641-12-10	G3/4"X14	16	10	73	10.9	28.2	32
22641-12-12	G3/4"X14	20	12	78.6	10.9	31.8	32
22641-16-12T	G1"X11	20	12	77.6	11.7	30.2	41
22641-16-16	G1"X11	25	16	88.4	11.7	34.2	41
22641-20-16T	G1.1/4"X11	25	16	86.8	11	32.5	50
22641-20-20W	G1.1/4"X11	32	20	98.8	11	38	50
22641-24-24W	G1.1/2"X11	40	24	116.2	13	45.5	55
22641-32-32W	G2"X11	50	32	135.7	16	52.7	70

注：1.表中代号用于编织软管。

2.如需用于缠绕软管代号改为22642-xx-xx。

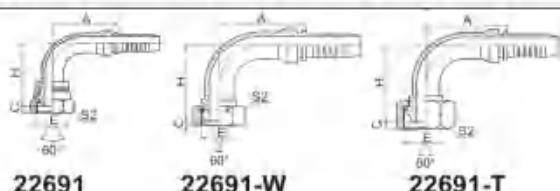
Note: 1.For use with braided hoses.

2.If use with spiral hoses, hose fitting series number is 22642-xx-xx.

注：当材料代号为碳钢时，则不标注材料代号，为不锈钢材料时，标注SS，如SS22641-XX

Note: When the material code is carbon steel, the material code is not marked. When it is stainless steel, SS is marked, such as SS22641-XX

标准芯 Standard hose fitting

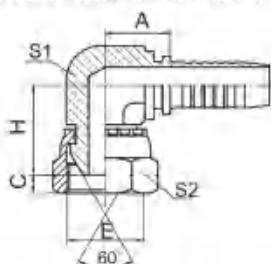


90°英制内螺纹 60°外锥面
90°BSP FEMALE 60° CONE

代号 PART NO.	螺纹 E THREAD E	软管 HOSE BORE		尺寸 DIMENSIONS			
		公称内径 DN	标号 DASH	A	C	H	S2
22691-02-03	G1/8"X28	5	03	26.5	5.5	31.5	14
22691-02-04	G1/8"X28	6	04	30	5.5	34.5	14
22691-04-03	G1/4"X19	5	03	26.5	5.5	33.5	19
22691-04-04	G1/4"X19	6	04	30	5.5	36.5	19
22691-04-05	G1/4"X19	8	05	33	5.5	39.5	19
22691-04-06	G1/4"X19	10	06	30	5.5	36.5	19
22691-06-04	G3/8"X19	6	04	30	6.3	37.7	22
22691-06-05	G3/8"X19	8	05	33	6.3	40.7	22
22691-06-06	G3/8"X19	10	06	35.3	6.3	43	22
22691-08-06T	G1/2"X14	10	06	35.3	7	41.8	27
22691-08-08	G1/2"X14	12	08	41	7.5	51	27
22691-08-10	G1/2"X14	16	10	41.5	7.5	51	27
22691-10-08	G5/8"X14	12	08	41	9.5	51.5	30
22691-10-10	G5/8"X14	16	10	56	9.5	56	30
22691-12-08T	G3/4"X14	12	08	41	10.9	48.6	32
22691-12-10	G3/4"X14	16	10	56	10.9	56.6	32
22691-12-12	G3/4"X14	20	12	64.9	10.9	66.1	32
22691-16-12T	G1"X11	20	12	65.5	11.7	63.8	41
22691-16-14	G1"X11	22	14	71.2	11.7	69.3	41
22691-16-16	G1"X11	25	16	76.7	11.7	73.8	41
22691-20-16T	G1.1/4"X11	25	16	76.7	11	72	50
22691-20-20W	G1.1/4"X11	32	20	91.5	11	84.3	50
22691-24-24W	G1.1/2"X11	40	24	109.4	13	103	55
22691-32-32W	G2"X11	50	32	131.8	16	123.3	70

注：1.表中代号用于编织软管。 2.如需用于缠绕软管代号改为22692-xx-xx。
Note: 1.For use with braided hoses. 2.If use with spiral hoses, hose fitting series number is 22692-xx-xx.

注：当材料代号为碳钢时，则不标注材料代号，为不锈钢材料时，标注SS，如SS22691-XX
Note: When the material code is carbon steel, the material code is not marked. When it is stainless steel, SS is marked, such as SS22691-XX



22691K

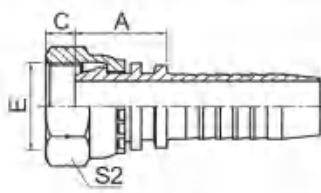
90° 英管短身内螺纹 60° 外锥面
90° BSP COMPACT FEMALE 60° CONE

代号 PART NO.	螺纹 E THREAD E	软管 HOSE BORE		尺寸 DIMENSIONS				
		公称内径 DN	标号 DASH	A	C	H	S1	S2
22691K-04-04	G1/4"X19	6	04	17.5	5.5	18.5	11	19
22691K-06-04	G3/8"X19	6	04	20	6.3	24	16	22
22691K-06-05	G3/8"X19	8	05	20	6.3	24	16	22
22691K-06-06	G3/8"X19	10	06	20	6.3	24	16	22
22691K-08-06	G1/2"X14	10	06	23	7.5	28.5	19	27
22691K-08-08	G1/2"X14	12	08	23.5	7.5	28.5	19	27
22691K-10-10	G5/8"X14	16	10	24.5	9.5	30.5	22	30
22691K-12-12	G3/4"X14	20	12	27.5	10.9	33	27	32
22691K-16-16	G1"X11	25	16	43	11.7	38.5	33	41

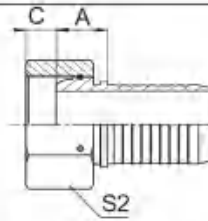
注：1.表中代号用于编织软管。 2.如需用于缠绕软管代号改为 22692K-xx-xx。
Note: 1.For use with braided hoses. 2.If use with spiral hoses, hose fitting series number is 22692K-xx-xx.

注：当材料代号为碳钢时，则不标注材料代号，为不锈钢材料时，标注SS，如SS22691K-XX
Note: When the material code is carbon steel, the material code is not marked. When it is stainless steel, SS is marked, such as SS22691K-XX

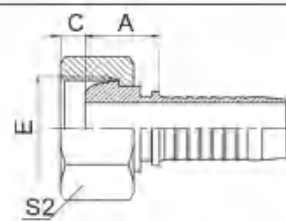
标准芯 Standard hose fitting



22111



22111W



22111-T

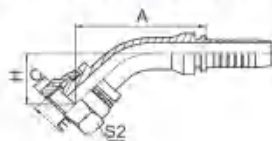
英管内螺纹球面

BSP FEMALE MULTISEAL

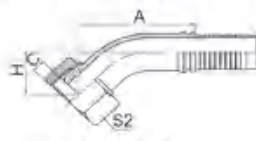
代号 PART NO.	螺纹 E THREAD E	软管 HOSE BORE		尺寸 DIMENSIONS		
		公称内径 DN	标号 DASH	A	C	S2
22111-02-04	G1/8"X28	6	04	19	2	14
22111-04-03	G1/4"X19	5	03	19	4	19
22111-04-04	G1/4"X19	6	04	19.5	4	19
22111-06-05	G3/8"X19	8	05	20	5	22
22111-06-06	G3/8"X19	10	06	20.5	5	22
22111-06-08	G3/8"X19	12	08	21	5	22
22111-08-06T	G1/2"X14	10	06	20	6	27
22111-08-08	G1/2"X14	12	08	23	6	27
22111-08-10	G1/2"X14	16	10	23.5	6	27
22111-10-10	G5/8"X14	16	10	24	8	30
22111-10-12	G5/8"X14	20	12	25	8	30
22111-12-08T	G3/4"X14	12	08	23	9.5	32
22111-12-10	G3/4"X14	16	10	25.5	9.5	32
22111-12-12	G3/4"X14	20	12	26	9.5	32
22111-16-12T	G1"X11	20	12	24.5	11	41
22111-16-14	G1"X11	22	14	26.5	11	41
22111-16-16	G1"X11	25	16	28	11	41
22111-20-16T	G1.1/4"X11	25	16	28	11	50
22111-20-20W	G1.1/4"X11	32	20	29.5	10	50
22111-24-24W	G1.1/2"X11	40	24	37	11.5	55
22111-32-32W	G2"X11	50	32	37	15	70

注: 1.表中代号用于编织软管。 2.如需用于缠绕软管代号改为22112-xx-xx。
 Note: 1.For use with braided hoses. 2.If use with spiral hoses, hose fitting series number is 22112-xx-xx.

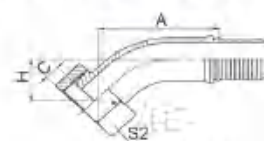
注: 当材料代号为碳钢时, 则不标注材料代号, 为不锈钢材料时, 标注SS, 如SS22111-XX
 Note: When the material code is carbon steel, the material code is not marked. When it is stainless steel, SS is marked, such as SS22111-XX



22141



22141-T



22141-W

45° 英管内螺纹球面

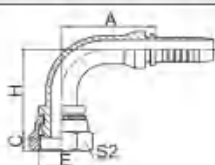
45° BSP FEMALE MULTISEAL

代号 PART NO.	螺纹 E THREAD E	软管 HOSE BORE		尺寸 DIMENSIONS				
		公称内径 DN	标号 DASH	A	C	H	S2	
22141-02-04	G1/8"X28	6	04	43.7	2	21.6	14	
22141-04-03	G1/4"X19	5	03	41.3	4	20.4	19	
22141-04-04	G1/4"X19	6	04	43.4	4	21.3	19	
22141-06-05	G3/8"X19	8	05	46.2	5	22.9	22	
22141-06-06	G3/8"X19	10	06	47.8	5	23.5	22	
22141-06-08	G3/8"X19	12	08	60.4	5	25.4	22	
22141-08-04T	G1/2"X14	6	04	43.9	6	23.8	27	
22141-08-06T	G1/2"X14	10	06	42.5	6	18.2	27	
22141-08-08	G1/2"X14	12	08	62.1	6	27.2	27	
22141-08-10	G1/2"X14	16	10	73	6	29	27	
22141-10-10	G5/8"X14	16	10	73.2	8	28.9	30	
22141-10-12	G5/8"X14	20	12	79.8	8	32.5	30	
22141-12-08T	G3/4"X14	12	08	63.2	9.5	28.3	32	
22141-12-10	G3/4"X14	16	10	70.4	9.5	29.6	32	
22141-12-12	G3/4"X14	20	12	80	9.5	33.2	32	
22141-16-12	G1"X11	20	12	81.6	11	33.5	41	
22141-16-14	G1"X11	22	14	83.3	11	33	41	
22141-16-16	G1"X11	25	16	89	11	34	41	
22141-20-16T	G1.1/4"X11	25	16	87	9.1	32.9	50	
22141-20-20W	G1.1/4"X11	32	20	99	10	38.4	50	
22141-24-24W	G1.1/2"X11	40	24	119.8	11.5	49	55	
22141-32-32W	G2"X11	50	32	138.4	15	56.2	70	

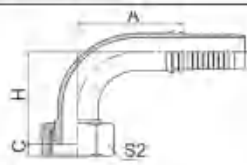
注: 1.表中代号用于编织软管。 2.如需用于缠绕软管代号改为22142-xx-xx。
 Note: 1.For use with braided hoses. 2.If use with spiral hoses, hose fitting series number is 22142-xx-xx.

注: 当材料代号为碳钢时, 则不标注材料代号, 为不锈钢材料时, 标注SS, 如SS22141-XX
 Note: When the material code is carbon steel, the material code is not marked. When it is stainless steel, SS is marked, such as SS22141-XX

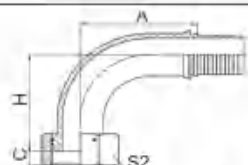
标准芯 Standard hose fitting



22191



22191-T



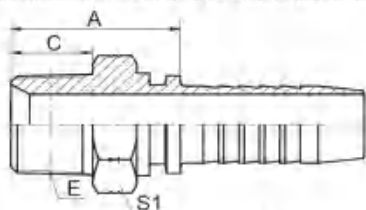
22191-W

90° 英管内螺纹球面
90°BSP FEMALE MULTISEAL

代号 PART NO.	螺纹 E THREAD E	软管 HOSE BORE		尺寸 DIMENSIONS			
		公称内径 DN	标号 DASH	A	C	H	S2
22191-02-04	G1/8"X28	6	04	30	2	38	14
22191-04-03	G1/4"X19	5	03	27	4	35	19
22191-04-04	G1/4"X19	6	04	30	4	38	19
22191-04-05	G1/4"X19	8	05	33	4	41.5	19
22191-06-05	G3/8"X19	8	05	33	5	42	22
22191-06-06	G3/8"X19	10	06	35.3	5	44.3	22
22191-06-08	G3/8"X19	12	08	41	5	50	22
22191-08-06T	G1/2"X14	10	06	35.3	6	44.3	27
22191-08-08	G1/2"X14	12	08	41	6	52.5	27
22191-10-10	G5/8"X14	16	10	56	8	57.5	30
22191-10-12	G5/8"X14	20	12	65.5	8	67	30
22191-12-08T	G3/4"X14	12	08	41	9.5	52	32
22191-12-10	G3/4"X14	16	10	56	9.5	58.5	32
22191-12-12	G3/4"X14	20	12	64.9	9.5	68	32
22191-16-12T	G1"X11	20	12	65.5	11	65	41
22191-16-14	G1"X11	22	14	71.2	11	69.5	41
22191-16-16	G1"X11	25	16	77.5	11	73.5	41
22191-20-16T	G1.1/4"X11	25	16	76.7	10	72	50
22191-20-20W	G1.1/4"X11	32	20	91.5	10	85	50
22191-24-24W	G1.1/2"X11	40	24	109.4	11.5	108	55
22191-32-32W	G2"X11	50	32	131	15	128.3	70

注: 1.表中代号用于编织软管。 2.如需用于缠绕软管代号改为22192-xx-xx。
Note: 1.For use with braided hoses. 2.If use with spiral hoses, hose fitting series number is 22192-xx-xx.

注: 当材料代号为碳钢时, 则不标注材料代号, 为不锈钢材料时, 标注SS, 如SS22191-XX。
Note: When the material code is carbon steel, the material code is not marked. When it is stainless steel, SS is marked, such as SS22191-XX.



13011-SP

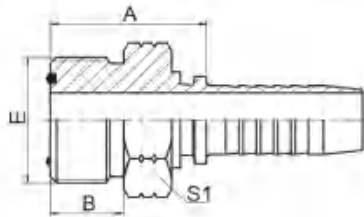
英锥管外螺纹
BSPT MALE

代号 PART NO.	螺纹 E THREAD E	软管 HOSE BORE		尺寸 DIMENSIONS		
		公称内径 DN	标号 DASH	A	C	S1
13011-02-03SP	R1/8"X28	5	03	22	12	12
13011-02-04SP	R1/8"X28	6	04	22.5	10	12
13011-04-04SP	R1/4"X19	6	04	27	14.5	14
13011-04-05SP	R1/4"X19	8	05	27	14.5	14
13011-04-06SP	R1/4"X19	10	06	27	14.5	17
13011-06-04SP	R3/8"X19	6	04	27.5	15	17
13011-06-05SP	R3/8"X19	8	05	27.5	15	17
13011-06-06SP	R3/8"X19	10	06	27.5	15	17
13011-06-08SP	R3/8"X19	12	08	28	15	19
13011-08-06SP	R1/2"X14	10	06	34.5	20	22
13011-08-08SP	R1/2"X14	12	08	35	20	22
13011-08-10SP	R1/2"X14	16	10	35.5	20	22
13011-08-12SP	R1/2"X14	20	12	38	20	27
13011-12-08SP	R3/4"X14	12	08	37	20	27
13011-12-10SP	R3/4"X14	16	10	38	20	27
13011-12-12SP	R3/4"X14	20	12	38.5	20	27
13011-12-16SP	R3/4"X14	25	16	40.5	20	32
13011-16-12SP	R1"X11	20	12	43.5	25.5	36
13011-16-16SP	R1"X11	25	16	45	25.5	36
13011-20-20SP	R1.1/4"X11	32	20	49.5	26.5	46
13011-24-24SP	R1.1/2"X11	40	24	52.5	26.5	50
13011-32-24SP	R2"X11	40	24	57	30	65
13011-32-32SP	R2"X11	50	32	57	30	65

注: 1.上述代号用于编织软管。 2.如需用于缠绕软管代号改为13012-xx-xx。
Note: 1.For use with braided hoses. 2.If use with spiral hoses, hose fitting series number is 13012-xx-xx.

注: 当材料代号为碳钢时, 则不标注材料代号, 为不锈钢材料时, 标注SS, 如SS13011-XX。
Note: When the material code is carbon steel, the material code is not marked. When it is stainless steel, SS is marked, such as SS13011-XX.

标准芯 Standard hose fitting



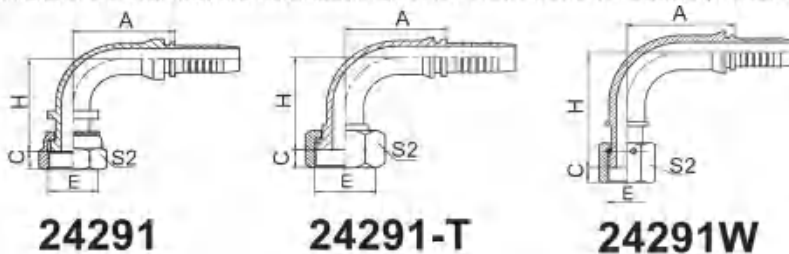
14211

美制ORFS外螺纹平面O形圈密封
ORFS MALE O-RING SEAL
ISO 8434-3--SAE J1453

代号 PART NO.	螺纹E THREAD E	软管 HOSE BORE		O形圈 O-RING	尺寸 DIMENSIONS		
		公称内径 DN	标号 DASH		A	B	S1
14211-04-04	9/16"X18	6	04	O011	22.5	9.8	17
14211-06-04	11/16"X16	6	04	O012	24	11.2	19
14211-06-06	11/16"X16	10	06	O012	24	11.2	19
14211-08-06	13/16"X16	10	06	O014	27.5	13	22
14211-08-08	13/16"X16	12	08	O014	28.5	12.8	22
14211-08-10	13/16"X16	16	10	O014	28.5	12.8	22
14211-10-08	1"X14	12	08	O016	32.5	15.5	27
14211-10-10	1"X14	16	10	O016	33.5	15.5	27
14211-12-08	1.3/16"X12	12	08	O018	35.5	17	32
14211-12-10	1.3/16"X12	16	10	O018	36	17	32
14211-12-12	1.3/16"X12	20	12	O018	36.5	17	32
14211-16-12	1.7/16"X12	20	12	O021	37	17.5	38
14211-16-16	1.7/16"X12	25	16	O021	38.5	17.5	38
14211-20-20	1.11/16"X12	32	20	O025	41.5	17.5	46
14211-24-24	2"X12	40	24	O029	46.5	17.5	55

注：1.上述代号用于编织软管。 2.如需用于缠绕软管代号改为14212-xx-xx。
Note: 1.For use with braided hoses. 2.If use with spiral hoses, hose fitting series number is 14212-xx-xx.

注：当材料代号为碳钢时，则不标注材料代号，为不锈钢材料时，标注SS，如SS14211-XX
Note: When the material code is carbon steel, the material code is not marked. When it is stainless steel, SS is marked, such as SS14211-XX



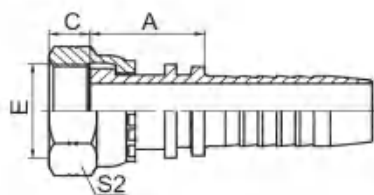
90° 美制 ORFS 内螺纹平面
90° ORFS FEMALE FLAT SEAL
ISO 12151-1--SAE J516

代号 PART NO.	螺纹E THREAD E	软管 HOSE BORE		尺寸 DIMENSIONS			
		公称内径 DN	标号 DASH	A	H	C	S2
24291-04-04	9/16"X18	6	04	30	41	8.5	19
24291-04-05	9/16"X18	8	05	33	44	8.5	19
24291-06-05T	11/16"X16	8	05	33	37.5	10	22
24291-06-06	11/16"X16	10	06	35.3	49.3	10	22
24291-06-08	11/16"X16	12	08	35.8	49.3	10	22
24291-08-06T	13/16"X16	10	06	35.3	39.8	11	27
24291-08-08	13/16"X16	12	08	41	57.5	11	27
24291-08-10	13/16"X16	16	10	56.5	61.5	11	27
24291-10-08T	1"X14	12	08	41	46	13.5	30
24291-10-10	1"X14	16	10	56	66	13.5	30
24291-10-12	1"X14	20	12	65.5	75.5	13.5	30
24291-12-10T	1.3/16"X12	16	10	56	51.5	15	36
24291-12-12	1.3/16"X12	20	12	65.5	77	15	36
24291-12-16	1.3/16"X12	25	16	76.7	83.5	15	36
24291-16-12T	1.7/16"X12	20	12	65.5	62	14.8	41
24291-16-14T	1.7/16"X12	22	14	71.2	63	14.8	41
24291-16-16T	1.7/16"X12	25	16	76.9	67.5	14.8	41
24291-20-16T	1.11/16"X12	25	16	76.7	67.5	15	50
24291-20-20W	1.11/16"X12	32	20	93	100	15	50
24291-24-20T	2"X12	32	20	93	78.5	14.8	60
24291-24-24T	2"X12	40	24	109.4	92	14.8	60

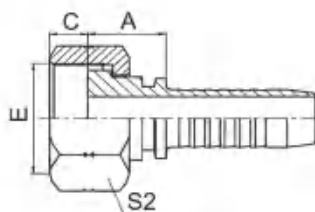
注：1.表中代号用于编织软管。 2.如需用于缠绕软管代号改为24292-xx-xx。
Note: 1.For use with braided hoses. 2.If use with spiral hoses, hose fitting series number is 24292-xx-xx.

注：当材料代号为碳钢时，则不标注材料代号，为不锈钢材料时，标注SS，如SS24291-XX
Note: When the material code is carbon steel, the material code is not marked. When it is stainless steel, SS is marked, such as SS24291-XX

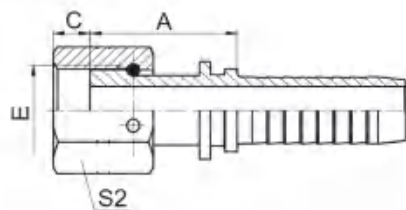
标准芯 Standard hose fitting



24211



24211-T



24211W

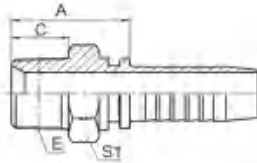
美制 ORFS 内螺纹平面
ORFS FEMALE FLAT SEAL
ISO 12151-1--SAE J516

代号 PART NO.	螺纹 E THREAD E	软管 HOSE BORE		尺寸 DIMENSIONS			
		公称内径 DN	标号 DASH	A	C	S2	
24211-04-04	9/16"X18	6	04	22.5	8.5	19	
24211-04-05	9/16"X18	8	05	22.5	8.5	19	
24211-04-06	9/16"X18	10	06	22.5	8.5	19	
24211-06-04T	11/16"X16	6	04	23.5	10	22	
24211-06-05T	11/16"X16	8	05	23.5	10	22	
24211-06-06	11/16"X16	10	06	25.5	10	22	
24211-06-08	11/16"X16	12	08	26	10	22	
24211-08-05T	13/16"X16	8	05	25	11	27	
24211-08-06T	13/16"X16	10	06	25	11	27	
24211-08-08	13/16"X16	12	08	28	11	27	
24211-08-10	13/16"X16	16	10	29	11	27	
24211-10-08T	1"X14	12	08	29.5	13.5	30	
24211-10-10	1"X14	16	10	33	13.5	30	
24211-10-12	1"X14	20	12	33.5	13.5	30	
24211-12-08T	1.3/16"X12	12	08	30.5	15	36	
24211-12-10T	1.3/16"X12	16	10	31.5	15	36	
24211-12-12	1.3/16"X12	20	12	35	15	36	
24211-12-16	1.3/16"X12	25	16	36	15	36	
24211-16-12T	1.7/16"X12	20	12	35	14.8	41	
24211-16-14T	1.7/16"X12	22	14	35	14.8	41	
24211-16-16T	1.7/16"X12	25	16	35	14.8	41	
24211-16-20	1.7/16"X12	32	20	39.5	14.8	41	
24211-20-16T	1.11/16"X12	25	16	34.5	15	50	
24211-20-20W	1.11/16"X12	32	20	42.5	15	50	
24211-20-24W	1.11/16"X12	40	24	42.5	15	50	
24211-24-20T	2"X12	32	20	36	14.8	60	
24211-24-24T	2"X12	40	24	36	14.8	60	

注：1.表中代号用于编织软管。 2.如需用于缠绕软管代号改为24212-xx-xx。
Note: 1.For use with braided hoses. 2.If use with spiral hoses, hose fitting series number is 24212-xx-xx.

注：当材料代号为碳钢时，则不标注材料代号，为不锈钢材料时，标注SS，如SS24211-XX
Note: When the material code is carbon steel, the material code is not marked. When it is stainless steel, SS is marked, such as SS24211-XX

标准芯 Standard hose fitting



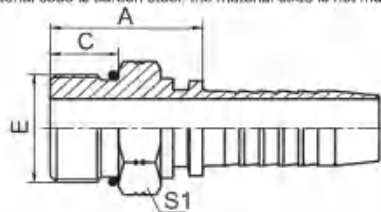
15611

布锥管外螺纹
NPT MALE

代号 PART NO.	螺纹 E THREAD E	软管 HOSE BORE		尺寸 DIMENSIONS		
		公称内径 DN	标号 DASH	A	C	S1
15611-02-03	Z1/8"X27	5	03	21.5	10.5	12
15611-02-04	Z1/8"X27	6	04	22.5	10.5	12
15611-04-03	Z1/4"X18	5	03	27	15	17
15611-04-04	Z1/4"X18	6	04	28	15	17
15611-04-05	Z1/4"X18	8	05	28	15	17
15611-04-06	Z1/4"X18	10	06	27.5	15	17
15611-06-04	Z3/8"X18	6	04	29	16	19
15611-06-05	Z3/8"X18	8	05	29	16	19
15611-06-06	Z3/8"X18	10	06	29	16	19
15611-06-08	Z3/8"X18	12	08	30.5	16	19
15611-08-06	Z1/2"X14	10	06	34	19.5	22
15611-08-08	Z1/2"X14	12	08	34.5	19	22
15611-08-10	Z1/2"X14	16	10	35.5	19.5	22
15611-12-08	Z3/4"X14	12	08	37.5	19.5	27
15611-12-10	Z3/4"X14	16	10	37.5	19.5	27
15611-12-12	Z3/4"X14	20	12	38.5	19.5	27
15611-12-16	Z3/4"X14	25	16	39.5	20	32
15611-16-10	Z1"X11.5	16	10	45	25.5	36
15611-16-12	Z1"X11.5	20	12	45	25.5	36
15611-16-16	Z1"X11.5	25	16	46.5	25.5	36
15611-20-16	Z1.1/4"X11.5	25	16	49.5	26.5	46
15611-20-20	Z1.1/4"X11.5	32	20	50.5	26.5	46
15611-24-24	Z1.1/2"X11.5	40	24	51	26	50
15611-32-32	Z2"X11.5	50	32	55	27.5	65

注：1.上述代号用于编织软管。 2.如需用于缠绕软管代号改为15612-xx-xx。
Note: 1.For use with braided hoses. 2.If use with spiral hoses, hose fitting series number is 15612-xx-xx.

注：当材料代号为碳钢时，则不标注材料代号，为不锈钢材料时，标注SS，如SS15611-XX。
Note: When the material code is carbon steel, the material code is not marked. When it is stainless steel, SS is marked, such as SS15611-XX.



16011

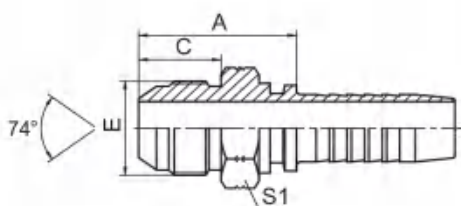
美制 SAE 外螺纹带 O 形圈
SAE O-RING MALE
ISO 11962-SAE J1926

代号 PART NO.	螺纹 E THREAD E	软管 HOSE BORE		O 形圈 O RING	尺寸 DIMENSIONS		
		公称内径 DN	标号 DASH		A	C	S1
16011-04-04	7/16"X20	6	04	O904	21.5	9.1	14
16011-05-04	1/2"X20	6	04	O905	21.5	9.1	17
16011-06-05	9/16"X18	8	05	O906	22.5	9.9	17
16011-06-06	9/16"X18	10	06	O906	22.5	9.9	17
16011-08-06	3/4"X16	10	06	O908	23.5	11.1	22
16011-08-08	3/4"X16	12	08	O908	24	11.1	22
16011-10-08	7/8"X14	12	08	O910	30	12.7	27
16011-10-10	7/8"X14	16	10	O910	31	12.7	27
16011-12-10	1.1/16"X12	16	10	O912	34.5	15.1	32
16011-12-12	1.1/16"X12	20	12	O912	34	15.1	32
16011-16-16	1.5/16"X12	25	16	O916	36	15.1	38

注：1.上述代号用于编织软管。 2.如需用于缠绕软管代号改为16012-xx-xx。
Note: 1.For use with braided hoses. 2.If use with spiral hoses, hose fitting series number is 16012-xx-xx.

注：当材料代号为碳钢时，则不标注材料代号，为不锈钢材料时，标注SS，如SS16011-XX。
Note: When the material code is carbon steel, the material code is not marked. When it is stainless steel, SS is marked, such as SS16011-XX.

标准芯 Standard hose fitting



16711

美制 JIC 外螺纹 74° 外锥面
JIC MALE 74° CONE
ISO 8434-2—SAE J514

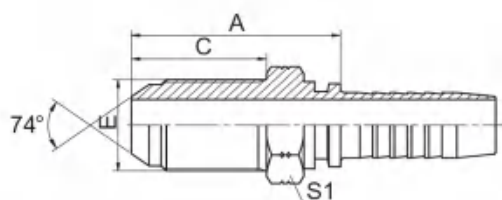
代号 PART NO.	螺纹 E THREAD E	软管 HOSE BORE		尺寸 DIMENSIONS		
		公称内径 DN	标号 DASH	A	C	S1
16711-04-03	7/16"X20	5	03	26	14	12
16711-04-04	7/16"X20	6	04	26.5	14	12
16711-05-04	1/2"X20	6	04	26.5	14	14
16711-05-05	1/2"X20	8	05	26.5	14	14
16711-05-06	1/2"X20	10	06	26.5	14	17
16711-06-04	9/16"X18	6	04	26.5	14.1	17
16711-06-05	9/16"X18	8	05	26.5	14.1	17
16711-06-06	9/16"X18	10	06	26.5	14.1	17
16711-08-06	3/4"X16	10	06	31.5	16.7	22
16711-08-08	3/4"X16	12	08	32	16.7	22
16711-10-06	7/8"X14	10	06	33.5	19.3	24
16711-10-08	7/8"X14	12	08	34	19.3	24
16711-10-10	7/8"X14	16	10	35	19.3	24
16711-12-08	1.1/16"X12	12	08	38.5	21.9	30
16711-12-10	1.1/16"X12	16	10	39.5	21.9	30
16711-12-12	1.1/16"X12	20	12	40	21.9	30
16711-12-16	1.1/16"X12	25	16	42.5	21.9	30
16711-14-10	1.3/16"X12	16	10	41.5	22.6	32
16711-14-12	1.3/16"X12	20	12	40.5	22.6	32
16711-16-12	1.5/16"X12	20	12	43	23.1	36
16711-16-16	1.5/16"X12	25	16	43.5	23.1	36
16711-20-16	1.5/8"X12	25	16	47	24.3	46
16711-20-20	1.5/8"X12	32	20	47	24.3	46
16711-24-20	1.7/8"X12	32	20	53	27.5	50
16711-24-24	1.7/8"X12	40	24	53	27.5	50
16711-32-32	2.1/2"X12	50	32	62	33.9	65

注：1.上述代号用于编织软管。 2.如需用于缠绕软管代号改为16712-xx-xx。
Note: 1.For use with braided hoses. 2.If use with spiral hoses, hose fitting series number is 16712-xx-xx.

注：当材料代号为碳钢时，则不标注材料代号，为不锈钢材料时，标注SS，如SS16711-XX

Note: When the material code is carbon steel, the material code is not marked. When it is stainless steel, SS is marked, such as SS16711-XX

标准芯 Standard hose fitting



16711L

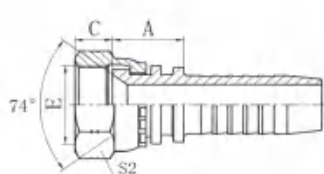
美制 JIC 外螺纹 74° 外锥面
JIC MALE 74° CONE

代号 PART NO.	螺纹 E THREAD E	软管 HOSE BORE		尺寸 DIMENSIONS			
		公称内径 DN	标号 DASH	A	C	S1	
16711L-04-04	7/16"X20	6	04	45	32.5	17	
16711L-05-04	1/2"X20	6	04	43	30.5	19	
16711L-05-05	1/2"X20	8	05	43	30.5	19	
16711L-06-04	9/16"X18	6	04	47	32.5	22	
16711L-06-05	9/16"X18	8	05	47	32.5	22	
16711L-06-06	9/16"X18	10	06	47	32.5	22	
16711L-08-06	3/4"X16	10	06	51	36.5	24	
16711L-08-08	3/4"X16	12	08	51.5	36.5	24	
16711L-10-06	7/8"X14	10	06	56.5	40	30	
16711L-10-08	7/8"X14	12	08	57	40	30	
16711L-10-10	7/8"X14	16	10	58	40	30	
16711L-12-08	1.1/16"X12	12	08	63.5	44.5	36	
16711L-12-10	1.1/16"X12	16	10	64	44.5	36	
16711L-12-12	1.1/16"X12	20	12	64.5	44.5	36	
16711L-16-12	1.5/16"X12	20	12	66	44.5	41	
16711L-16-16	1.5/16"X12	25	16	67	44.5	41	
16711L-20-16	1.5/8"X12	25	16	70.5	45.7	50	
16711L-20-20	1.5/8"X12	32	20	71.2	45.7	50	
16711L-24-20	1.7/8"X12	32	20	71.5	46	55	
16711L-24-24	1.7/8"X12	40	24	71.5	46	55	

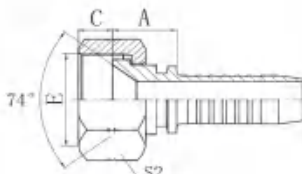
注：当材料代号为碳钢时，则不标注材料代号，为不锈钢材料时，标注SS，如SS16711L-XX

Note: When the material code is carbon steel, the material code is not marked. When it is stainless steel, SS is marked, such as SS16711L-XX

标准芯 Standard hose fitting



26711



26711-T

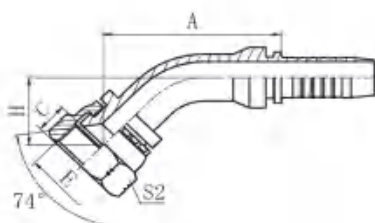
美制 JIC 内螺纹 74° 内锥面
JIC FEMALE 74° CONE SEAL
SAE J514

代号 PART NO.	螺纹 E THREAD E	软管 HOSE BORE		尺寸 DIMENSIONS		
		公称内径 DN	标号 DASH	A	C	S2
26711-04-03	7/16"X20	5	03	14	9	15
26711-04-04	7/16"X20	6	04	15	9	15
26711-05-04	1/2"X20	6	04	15.5	9.5	17
26711-05-05	1/2"X20	8	05	15.5	9.5	17
26711-05-06	1/2"X20	10	06	15.5	9.5	17
26711-06-04	9/16"X18	6	04	15.5	10.5	19
26711-06-05	9/16"X18	8	05	15.5	10.5	19
26711-06-06	9/16"X18	10	06	15.5	10.5	19
26711-06-08	9/16"X18	12	08	16	10.5	19
26711-08-06	3/4"X16	10	06	17.5	11	24
26711-08-08	3/4"X16	12	08	18.5	11	24
26711-08-10	3/4"X16	16	10	19	11	24
26711-10-08	7/8"X14	12	08	19	13	27
26711-10-10	7/8"X14	16	10	19.5	13	27
26711-10-12	7/8"X14	20	12	20	13	27
26711-12-08T	1.1/16"X12	12	08	19.5	15	32
26711-12-10	1.1/16"X12	16	10	21	15	32
26711-12-12	1.1/16"X12	20	12	21.5	15	32
26711-12-16	1.1/16"X12	25	16	23	15	32
26711-14-12	1.3/16"X12	20	12	21.5	15	36
26711-16-12T	1.5/16"X12	20	12	18.5	16	41
26711-16-16	1.5/16"X12	25	16	23	16	41
26711-16-20	1.5/16"X12	32	20	24	16	41
26711-20-16T	1.5/8"X12	25	16	23	17	50
26711-20-20W	1.5/8"X12	32	20	25	17	50
26711-24-20W	1.7/8"X12	32	20	26.5	20	55
26711-24-24W	1.7/8"X12	40	24	27	20	55
26711-32-24T	2.1/2"X12	40	24	27	23.5	75
26711-32-32T	2.1/2"X12	50	32	27	23.5	75

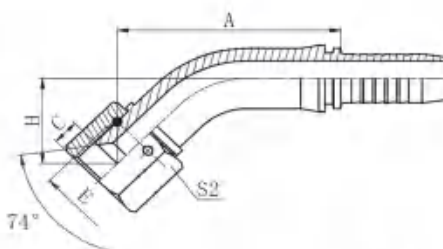
注：1.表中代号用于编织软管。 2.如需用于缠绕软管代号改为26712-xx-xx。
Note: 1.For use with braided hoses. 2.If use with spiral hoses, hose fitting series number is 26712-xx-xx.

注：当材料代号为碳钢时，则不标注材料代号，为不锈钢材料时，标注SS，如SS26711-XX
Note: When the material code is carbon steel, the material code is not marked. When it is stainless steel, SS is marked, such as SS26711-XX

标准芯 Standard hose fitting



26741



26741W

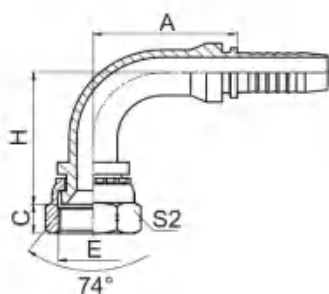
45°美制 JIC 内螺纹 74°内锥面
45° JIC FEMALE 74° CONE SEAL

代号 PART NO.	螺纹 E THREAD E	软管 HOSE BORE		尺寸 DIMENSIONS			
		公称内径 DN	标号 DASH	A	C	H	S2
26741-04-03	7/16"X20	5	03	32.7	9	12.2	15
26741-04-04	7/16"X20	6	04	35.2	9	13.1	15
26741-05-04	1/2"X20	6	04	35.6	9.5	13.5	17
26741-05-05	1/2"X20	8	05	37.7	9.5	14.4	17
26741-05-06	1/2"X20	10	06	37.7	9.5	14.4	17
26741-06-04	9/16"X18	6	04	35.6	10.5	13.5	19
26741-06-05	9/16"X18	8	05	37.7	10.5	14.4	19
26741-06-06	9/16"X18	10	06	38.8	10.5	14.8	19
26741-06-08	9/16"X18	12	08	39.3	10.5	14.8	19
26741-08-06	3/4"X16	10	06	40.2	11	16.2	24
26741-08-08	3/4"X16	12	08	45.3	11	19	24
26741-10-08	7/8"X14	12	08	46.3	13	20	27
26741-10-10	7/8"X14	16	10	54.1	13	21.8	27
26741-10-12	7/8"X14	20	12	58.6	13	21.8	27
26741-12-08	1.1/16"X12	12	08	50.4	15	21.1	32
26741-12-10	1.1/16"X12	16	10	55.1	15	22.8	32
26741-12-12	1.1/16"X12	20	12	59.3	15	24.2	32
26741-12-16	1.1/16"X12	25	16	70.3	15	24.2	32
26741-14-12	1.3/16"X12	20	12	60.1	15	24.2	36
26741-16-12	1.5/16"X12	20	12	60.1	16	24.2	41
26741-16-16	1.5/16"X12	25	16	73.5	16	28	41
26741-16-20	1.5/16"X12	32	20	83.5	16	28	41
26741-20-20W	1.5/8"X12	32	20	85.6	17	34.8	50
26741-24-20W	1.7/8"X12	32	20	86.6	20	35.9	55
26741-24-24W	1.7/8"X12	40	24	114.8	20	44.1	55
26741-32-32W	2.1/2"X12	50	32	135.9	23.5	51.6	75

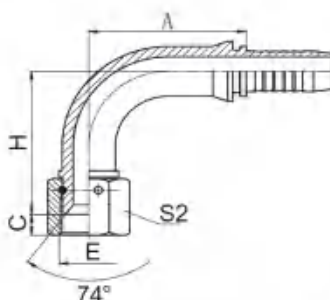
注：1.表中代号用于编织软管。 2.如需用于缠绕软管代号改为26742-xx-xx。
Note: 1.For use with braided hoses. 2.If use with spiral hoses, hose fitting series number is 26742-xx-xx.

注：当材料代号为碳钢时，则不标注材料代号，为不锈钢材料时，标注SS，如SS26741-XX
Note: When the material code is carbon steel, the material code is not marked. When it is stainless steel, SS is marked, such as SS26741-XX

标准芯 Standard hose fitting



26791



26791W

90°美制 JIC 内螺纹 74°内锥面
90° JIC FEMALE 74° CONE SEAL

代号 PART NO.	螺 纹 E THREAD E	软 管 HOSE BORE		尺 寸 DIMENSIONS			
		公称内径 DN	标号 DASH	A	C	H	S2
26791-04-03	7/16"X20	5	03	26.5	9	23.5	15
26791-04-04	7/16"X20	6	04	30	9	26.5	15
26791-05-04	1/2"X20	6	04	30	9.5	27	17
26791-05-05	1/2"X20	8	05	33	9.5	30	17
26791-05-06	1/2"X20	10	06	33	9.5	30	17
26791-06-04	9/16"X18	6	04	30	10.5	27	19
26791-06-05	9/16"X18	8	05	33	10.5	30	19
26791-06-06	9/16"X18	10	06	34.5	10.5	31.5	19
26791-06-08	9/16"X18	12	08	38	10.5	31.5	19
26791-08-06	3/4"X16	10	06	34.5	11	33.5	24
26791-08-08	3/4"X16	12	08	39.5	11	40	24
26791-08-10	3/4"X16	16	10	45.5	11	40	24
26791-10-08	7/8"X14	12	08	39.5	13	41.5	27
26791-10-10	7/8"X14	16	10	49	13	47.5	27
26791-10-12	7/8"X14	20	12	53.5	13	47.5	27
26791-12-08	1.1/16"X12	12	08	43.5	15	43	32
26791-12-10	1.1/16"X12	16	10	49	15	49	32
26791-12-12	1.1/16"X12	20	12	54.5	15	53.5	32
26791-12-16	1.1/16"X12	25	16	65.5	15	53.5	32
26791-14-12	1.3/16"X12	20	12	55.3	15	53.5	36
26791-16-12	1.5/16"X12	20	12	55.3	16	53.5	41
26791-16-16	1.5/16"X12	25	16	71	16	65	41
26791-16-20	1.5/16"X12	32	20	81	16	65	41
26791-20-20W	1.5/8"X12	32	20	81.5	17	80	50
26791-24-20W	1.7/8"X12	32	20	81.5	20	81.5	55
26791-24-24W	1.7/8"X12	40	24	109.4	20	94	55
26791-32-32W	2.1/2"X12	50	32	133.1	23.5	121.8	75

注：1.表中代号用于编织软管。

2.如需用于缠绕软管代号改为26792-xx-xx。

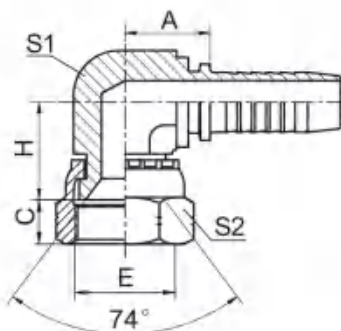
Note: 1.For use with braided hoses.

2.If use with spiral hoses, hose fitting series number is 26792-xx-xx.

注：当材料代号为碳钢时，则不标注材料代号，为不锈钢材料时，标注SS，如SS26791-XX

Note: When the material code is carbon steel, the material code is not marked. When it is stainless steel, SS is marked, such as SS26791-XX

标准芯 Standard hose fitting



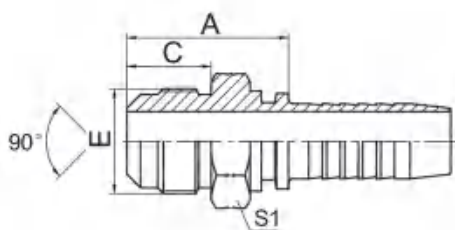
26791K

90° 美制短身 JIC 内螺纹 74° 内锥面
90° JIC COMPACT FEMALE 74° CONE SEAL
SAE J514

代号 PART NO.	螺纹 E THREAD E	软管 HOSE BORE		尺寸 DIMENSIONS				
		公称内径 DN	标号 DASH	A	C	H	S1	S2
26791K-04-04	7/16"X20	6	04	17.5	9	18	11	15
26791K-06-04	9/16"X18	6	04	20	10.5	20.5	14	19
26791K-06-06	9/16"X18	10	06	20	10.5	20.5	16	19
26791K-08-06	3/4"X16	10	06	23	11	25	19	24
26791K-08-08	3/4"X16	12	08	23.5	11	25	22	24
26791K-10-08	7/8"X14	12	08	25	13	27	22	27
26791K-10-10	7/8"X14	16	10	25	13	27	22	27
26791K-12-12	1.1/16"X12	20	12	29	15	31	27	32
26791K-16-16	1.5/16"X12	25	16	43	16	34.3	33	41

注：1.表中代号用于编织软管。 2.如需用于缠绕软管代号改为26792K-xx-xx。
Note: 1.For use with braided hoses. 2.If use with spiral hoses, hose fitting series number is 26792K-xx-xx.

注：当材料代号为碳钢时，则不标注材料代号，为不锈钢材料时，标注SS，如SS26791K-XX
Note: When the material code is carbon steel, the material code is not marked. When it is stainless steel, SS is marked, such as SS26791K-XX



17811

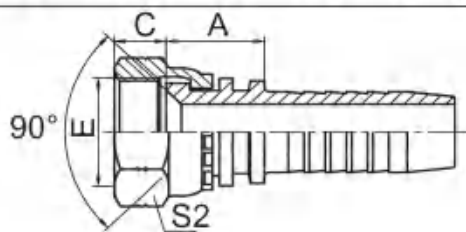
美制 SAE 外螺纹 90° 外锥面
SAE MALE 90° CONE
SAE J513

代号 PART NO.	螺纹 E THREAD E	软管 HOSE BORE		尺寸 DIMENSIONS		
		公称内径 DN	标号 DASH	A	C	S1
17811-04-04	7/16"X20	6	04	25.5	12.7	12
17811-05-05	1/2"X20	8	05	27	14.2	14
17811-06-06	5/8"X18	10	06	28.5	15.7	17
17811-08-08	3/4"X16	12	08	34	19	22
17811-10-10	7/8"X14	16	10	38.5	22.4	24
17811-12-12	1.1/16"X14	20	12	44	25.4	30

注：1.表中代号用于编织软管。 2.如需用于缠绕软管代号改为17812-xx-xx。
Note: 1.For use with braided hoses. 2.If use with spiral hoses, hose fitting series number is 17812-xx-xx.

注：当材料代号为碳钢时，则不标注材料代号，为不锈钢材料时，标注SS，如SS17811-XX
Note: When the material code is carbon steel, the material code is not marked. When it is stainless steel, SS is marked, such as SS17811-XX

标准芯 Standard hose fitting



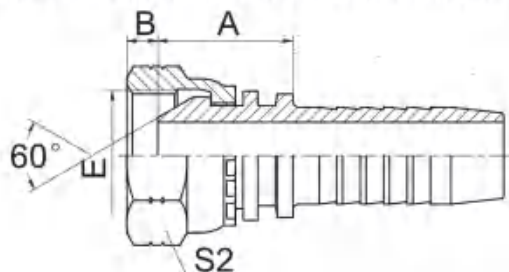
27811

美制 SAE 内螺纹 90° 内锥面
SAE FEMALE 90° CONE SEAL
SAE J513

代号 PART NO.	螺 纹 E THREAD E	软 管 HOSE BORE		尺 寸 DIMENSIONS			
		公称内径 DN	标号 DASH	A	C	S2	
27811-04-03	7/16"X20	5	03	14	9	15	
27811-04-04	7/16"X20	6	04	15	9	15	
27811-05-05	1/2"X20	8	05	15.5	9.5	17	
27811-06-04	5/8"X18	6	04	17	11.3	22	
27811-06-05	5/8"X18	8	05	17	11.3	22	
27811-06-06	5/8"X18	10	06	17	11.3	22	
27811-08-08	3/4"X16	12	08	18	11	24	
27811-10-08	7/8"X14	12	08	18.5	13	27	
27811-10-10	7/8"X14	16	10	19.5	13	27	
27811-12-12	1.1/16"X14	20	12	21.5	14.3	32	

注: 1.表中代号用于编织软管。 2.如需用于缠绕软管代号改为27812-xx-xx。
Note: 1.For use with braided hoses. 2.If use with spiral hoses, hose fitting series number is 27812-xx-xx.

注: 当材料代号为碳钢时, 则不标注材料代号, 为不锈钢材料时, 标注SS, 如SS27811-XX
Note: When the material code is carbon steel, the material code is not marked. When it is stainless steel, SS is marked, such as SS27811-XX



21611

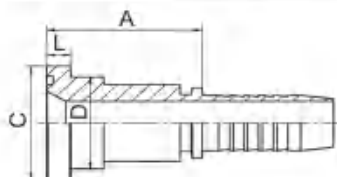
美制 NPSM 内螺纹 60° 外锥面
NPSM FEMALE 60° CONE
SAE J514

代号 PART NO.	螺 纹 E THREAD E	软 管 HOSE BORE		尺 寸 DIMENSIONS			
		公称内径 DN	标号 DASH	A	B	S2	
21611-04-04	1/4"X18	6	04	18	4.6	19	
21611-04-06	1/4"X18	10	06	19	4.6	19	
21611-06-04	3/8"X18	6	04	19	6	22	
21611-06-05	3/8"X18	8	05	19	6	22	
21611-06-06	3/8"X18	10	06	19	6	22	
21611-08-08	1/2"X14	12	08	21.5	7.5	27	
21611-12-10	3/4"X14	16	10	24	8.9	32	
21611-12-12	3/4"X14	20	12	24	8.9	32	
21611-16-12T	1"X11.5	20	12	25	10.5	41	
21611-16-16	1"X11.5	25	16	27	10.5	41	
21611-20-20W	1.1/4"X11.5	32	20	29.5	11.2	50	
21611-24-24W	1.1/2"X11.5	40	24	29.5	11.2	55	

注: 1.表中代号用于编织软管。 2.如需用于缠绕软管代号改为21612-xx-xx。
Note: 1.For use with braided hoses. 2.If use with spiral hoses, hose fitting series number is 21612-xx-xx.

注: 当材料代号为碳钢时, 则不标注材料代号, 为不锈钢材料时, 标注SS, 如SS21611-XX
Note: When the material code is carbon steel, the material code is not marked. When it is stainless steel, SS is marked, such as SS21611-XX

标准芯 Standard hose fitting



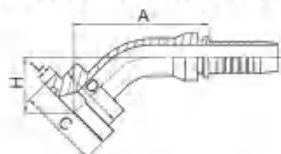
87311

SAE 法兰 3000 PSI
SAE FLANGE 3000 PSI
ISO 12151-3--SAE J516

代号 PART NO.	法兰型号 FLANGE SIZE	软管 HOSE BORE		尺寸 DIMENSIONS			
		公称内径 DN	标号 DASH	A	C	D	L
87311-08-08	1/2"	12	08	46	30.2	24	6.73
87311-12-08	3/4"	12	08	47	38.1	31.7	6.73
87311-12-10	3/4"	16	10	47.5	38.1	31.7	6.73
87311-12-12	3/4"	20	12	48	38.1	31.7	6.73
87311-12-16	3/4"	25	16	49	38.1	31.7	6.73
87311-16-12	1"	20	12	51	44.4	38	8
87311-16-16	1"	25	16	52	44.4	38	8
87311-16-20	1"	32	20	53	44.4	38	8
87311-20-16	1.1/4"	25	16	57	50.8	43	8
87311-20-20	1.1/4"	32	20	58	50.8	43	8
87311-24-20	1.1/2"	32	20	68	60.3	50	8
87311-24-24	1.1/2"	40	24	68	60.3	50	8
87311-32-24	2"	40	24	70	71.4	62	9.53
87311-32-32	2"	50	32	70	71.4	62	9.53
87311-40-40	2.1/2"	64	40	76	84.1	74	9.53

注：1.表中代号用于编织软管。 2.如需用于缠绕软管代号改为87312-xx-xx。
Note: 1.For use with braided hoses. 2.If use with spiral hoses, hose fitting series number is 87312-xx-xx.

注：当材料代号为碳钢时，则不标注材料代号，为不锈钢材料时，标注SS，如SS87311-XX
Note: When the material code is carbon steel, the material code is not marked. When it is stainless steel, SS is marked, such as SS87311-XX.



87341

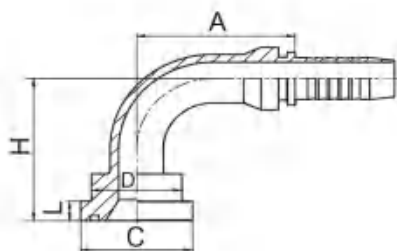
45° SAE 法兰 3000 PSI
45° SAE FLANGE 3000 PSI
ISO 12151-3--SAE J516

代号 PART NO.	法兰型号 FLANGE SIZE	软管 HOSE BORE		尺寸 DIMENSIONS				
		公称内径 DN	标号 DASH	A	C	D	H	L
87341-08-08	1/2"	12	08	58.2	30.2	24	23.3	6.73
87341-12-08	3/4"	12	08	58.9	38.1	31.7	24	6.73
87341-12-10	3/4"	16	10	69.6	38.1	31.7	25.3	6.73
87341-12-12	3/4"	20	12	76.3	38.1	31.7	28.9	6.73
87341-16-12	1"	20	12	76.3	44.4	38	28.9	8
87341-16-16	1"	25	16	83.9	44.4	38	29.7	8
87341-16-20	1"	32	20	94.5	44.4	38	33.8	8
87341-20-16	1.1/4"	25	16	85.2	50.8	43	29.7	8
87341-20-20	1.1/4"	32	20	94.5	50.8	43	33.8	8
87341-24-20	1.1/2"	32	20	95.9	60.3	50	35.2	8
87341-24-24	1.1/2"	40	24	109.9	60.3	50	39.1	8
87341-32-24	2"	40	24	109.9	71.4	62	39.1	9.53
87341-32-32	2"	50	32	129.3	71.4	62	46.3	9.53

注：1.表中代号用于编织软管。 2.如需用于缠绕软管代号改为87342-xx-xx。
Note: 1.For use with braided hoses. 2.If use with spiral hoses, hose fitting series number is 87342-xx-xx.

注：当材料代号为碳钢时，则不标注材料代号，为不锈钢材料时，标注SS，如SS87341-XX
Note: When the material code is carbon steel, the material code is not marked. When it is stainless steel, SS is marked, such as SS87341-XX.

标准芯 Standard hose fitting



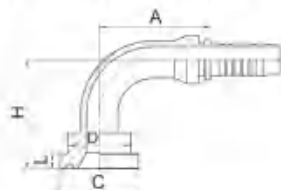
87391

90° SAE 法兰 3000 PSI
90° SAE FLANGE 3000 PSI
ISO 12151-3--SAE J516

代号 PART NO.	法兰型号 FLANGE SIZE	软管 HOSE BORE		尺寸 DIMENSIONS				
		公称内径 DN	标号 DASH	A	C	D	H	L
87391-08-08	1/2"	12	08	41	30.2	24	47	6.73
87391-12-08	3/4"	12	08	41	38.1	31.7	48	6.73
87391-12-10	3/4"	16	10	56	38.1	31.7	52.5	6.73
87391-12-12	3/4"	20	12	66.2	38.1	31.7	62	6.73
87391-12-16	3/4"	25	16	76.7	38.1	31.7	67.5	6.73
87391-16-12	1"	20	12	65.5	44.4	38	62	8
87391-16-16	1"	25	16	76.7	44.4	38	67.5	8
87391-16-20	1"	32	20	91.5	44.4	38	78.5	8
87391-20-16	1.1/4"	25	16	76.7	50.8	43	67.5	8
87391-20-20	1.1/4"	32	20	91.5	50.8	43	78.5	8
87391-20-24	1.1/4"	40	24	107	50.8	43	78.5	8
87391-24-20	1.1/2"	32	20	91.5	60.3	50	80.5	8
87391-24-24	1.1/2"	40	24	109.4	60.3	50	94	8
87391-32-24	2"	40	24	109.4	71.4	62	94	9.53
87391-32-32	2"	50	32	131.8	71.4	62	114.3	9.53
87391-40-32	2.1/2"	50	32	131.8	84.1	74	116.3	9.53

注：1.表中代号用于编织软管。 2.如需用于缠绕软管代号改为87392-xx-xx。
Note: 1.For use with braided hoses. 2.If use with spiral hoses, hose fitting series number is 87392-xx-xx.

注：当材料代号为碳钢时，则不标注材料代号，为不锈钢材料时，标注SS，如SS87391-XX
Note: When the material code is carbon steel, the material code is not marked. When it is stainless steel, SS is marked, such as SS87391-XX



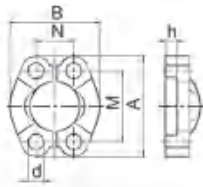
87391-H

90° SAE 法兰 3000 PSI
90° SAE FLANGE 3000 PSI

代号 PART NO.	法兰型号 FLANGE SIZE	软管 HOSE BORE		尺寸 DIMENSIONS				
		公称内径 DN	标号 DASH	A	C	D	H	L
87391-12-12(H90)	3/4"	20	12	65.5	38.1	32	90	6.73
87391-12-12(H100)	3/4"	20	12	65.5	38.1	32	100	6.73
87391-12-12(H127)	3/4"	20	12	65.5	38.1	32	127	6.73
87391-12-12(H150)	3/4"	20	12	65.5	38.1	32	150	6.73
87391-16-16(H100)	1"	25	16	76.7	44.4	38	100	8
87391-16-16(H127)	1"	25	16	76.7	44.4	38	127	8
87391-16-16(H150)	1"	25	16	76.7	44.4	38	150	8
87391-20-20(H100)	1.1/4"	32	20	91.5	50.8	43	100	8
87391-20-20(H127)	1.1/4"	32	20	91.5	50.8	43	127	8
87391-20-20(H150)	1.1/4"	32	20	91.5	50.8	43	150	8
87391-24-24(H127)	1.1/2"	40	24	109.4	60.3	50	127	8

注：当材料代号为碳钢时，则不标注材料代号，为不锈钢材料时，标注SS，如SS87391-XX
Note: When the material code is carbon steel, the material code is not marked. When it is stainless steel, SS is marked, such as SS87391-XX

标准芯 Standard hose fitting



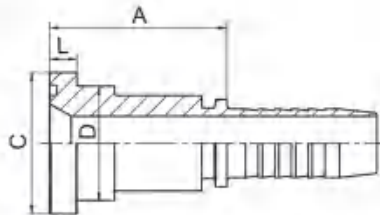
FL
FS

SAE 对开法兰夹 SAE SPLIT FLANGE CLAMP

代号 PART NO.	法兰型号 FLANGE SIZE	尺寸 DIMENSIONS						配用 螺栓	压力等级 MPa
		A	B	d	h	M	N		
3000PSI									
FL-08	1/2"	54	45.6	9	6.2	38.1	17.5	M8X25	34.5
FL-12	3/4"	65	51.8	11	6.2	47.6	22.2	M10X30	
FL-16	1"	70	58.4	11	7.5	52.4	26.2	M10X30	
FL-20	1.1/4"	79	72.6	11	7.5	58.7	30.2	M10X30	27.6
FL-24	1.1/2"	94	82.2	13.5	7.5	69.9	35.7	M12X35	
FL-32	2"	102	96.4	13.5	9	77.8	42.9	M12X35	20.7
FL-40	2.1/2"	114	108.2	13.5	9	88.9	50.8	M12X40	
FL-48	3"	135	130.6	17.5	9	106.4	61.9	M16X50	13.8
6000PSI									
FS-08	1/2"	56	47.2	9	7.2	40.5	18.2	M8X30	42
FS-12	3/4"	71	60	11	8.2	50.8	23.8	M10X35	
FS-16	1"	81	69.6	13.5	9	57.2	27.8	M12X45	
FS-20	1.1/4"	95	77.2	13.5	9.8	66.6	31.8	M12X45	
FS-24	1.1/2"	113	95	17.5	12	79.3	36.5	M16X55	
FS-32	2"	133	113.8	22	12	96.8	44.5	M20X70	

注：当材料代号为碳钢时，则不标注材料代号，为不锈钢材料时，标注SS，如SSFL-XX

Note: When the material code is carbon steel, the material code is not marked. When it is stainless steel, SS is marked, such as SSFL-XX



87611

SAE 法兰 6000 PSI SAE FLANGE 6000 PSI ISO 12151-3--SAE J516

代号 PART NO.	法兰型号 FLANGE SIZE	软管 HOSE BORE		尺寸 DIMENSIONS				
		公称内径 DN	标号 DASH	A	C	D	L	
87611-08-08	1/2"	12	08	47	31.7	24	7.75	
87611-12-10	3/4"	16	10	50.5	41.3	32	8.76	
87611-12-12	3/4"	20	12	51	41.3	32	8.76	
87611-16-12	1"	20	12	56	47.6	38	9.53	
87611-16-16	1"	25	16	57	47.6	38	9.53	
87611-16-20	1"	32	20	61	47.6	38	9.53	
87611-20-16	1.1/4"	25	16	65	54	44	10.29	
87611-20-20	1.1/4"	32	20	66	54	44	10.29	
87611-24-20	1.1/2"	32	20	75	63.5	51	12.57	
87611-24-24	1.1/2"	40	24	75	63.5	51	12.57	
87611-32-24	2"	40	24	85	79.4	67	12.57	
87611-32-32	2"	50	32	85	79.4	67	12.57	

注：1.表中代号用于编织软管。

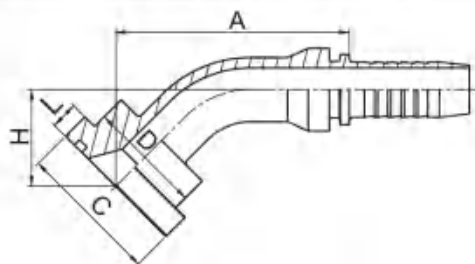
2.如需用于缠绕软管代号改为87612-xx-xx。

Note: 1.For use with braided hoses. 2.If use with spiral hoses, hose fitting series number is 87612-xx-xx.

注：当材料代号为碳钢时，则不标注材料代号，为不锈钢材料时，标注SS，如SS87611-XX

Note: When the material code is carbon steel, the material code is not marked. When it is stainless steel, SS is marked, such as SS87611-XX

标准芯 Standard hose fitting



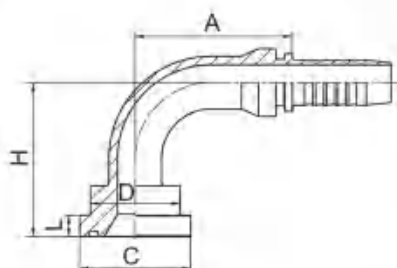
87641

45° SAE 法兰 6000 PSI
45° SAE FLANGE 6000 PSI
ISO 12151-3--SAE J516

代号 PART NO.	法兰型号 FLANGE SIZE	软管 HOSE BORE		尺寸 DIMENSIONS				
		公称内径 DN	标号 DASH	A	C	D	H	L
87641-08-08	1/2"	12	08	58.9	31.7	24	24	7.75
87641-08-12	1/2"	20	12	77	31.7	24	29.6	7.75
87641-12-10	3/4"	16	10	72.5	41.3	32	28.2	8.76
87641-12-12	3/4"	20	12	79.2	41.3	32	31.8	8.76
87641-16-16	1"	25	16	88.9	47.6	38	34.7	9.53
87641-20-20	1.1/4"	32	20	102.3	54	44	41.5	10.29
87641-24-20	1.1/2"	32	20	105.8	63.5	51	45.1	12.57
87641-24-24	1.1/2"	40	24	119.8	63.5	51	49	12.57
87641-32-24	2"	40	24	125.4	79.4	67	54.7	12.57
87641-32-32	2"	50	32	144.8	79.4	67	61.9	12.57

注: 1.表中代号用于编织软管。 2.如需用于缠绕软管代号改为87642-xx-xx。
Note: 1.For use with braided hoses. 2.If use with spiral hoses, hose fitting series number is 87642-xx-xx.

注: 当材料代号为碳钢时, 则不标注材料代号, 为不锈钢材料时, 标注SS, 如SS87641-XX
Note: When the material code is carbon steel, the material code is not marked. When it is stainless steel, SS is marked, such as SS87641-XX



87691

90° SAE 法兰 6000 PSI
90° SAE FLANGE 6000 PSI
ISO 12151-3--SAE J516

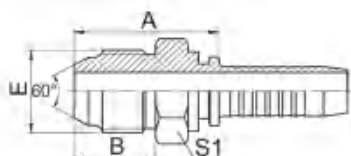
代号 PART NO.	法兰型号 FLANGE SIZE	软管 HOSE BORE		尺寸 DIMENSIONS				
		公称内径 DN	标号 DASH	A	C	D	H	L
87691-08-08	1/2"	12	08	41	31.7	24	48	7.75
87691-12-10	3/4"	16	10	56	41.3	32	56.5	8.76
87691-12-12	3/4"	20	12	65.5	41.3	32	66	8.76
87691-16-12	1"	20	12	65.5	47.6	38	69	9.53
87691-16-16	1"	25	16	76.7	47.6	38	74.5	9.53
87691-16-20	1"	32	20	91.5	47.6	38	85.5	9.53
87691-20-16	1.1/4"	25	16	76.7	54	44	78.5	10.29
87691-20-20	1.1/4"	32	20	91.5	54	44	89.5	10.29
87691-24-20	1.1/2"	32	20	91.5	63.5	51	94.5	12.57
87691-24-24	1.1/2"	40	24	109.4	63.5	51	108	12.57
87691-32-24	2"	40	24	109.4	79.4	67	116	12.57
87691-32-32	2"	50	32	131.8	79.4	67	136.3	12.57

注: 1.表中代号用于编织软管。 2.如需用于缠绕软管代号改为 87692-xx-xx。
Note: 1.For use with braided hoses. 2.If use with spiral hoses, hose fitting series number is 87692-xx-xx.

注: 当材料代号为碳钢时, 则不标注材料代号, 为不锈钢材料时, 标注SS, 如SS87691-XX
Note: When the material code is carbon steel, the material code is not marked. When it is stainless steel, SS is marked, such as SS87691-XX

标准芯 Standard hose fitting

18611

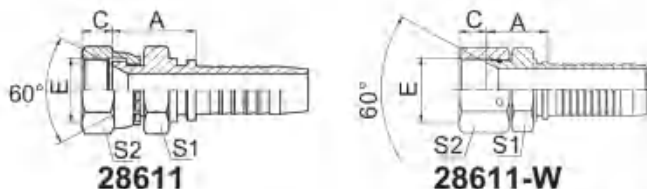


日本公制外螺纹 60° 外锥面
JIS METRIC MALE 60° CONE SEAT

代号 PART NO.	螺纹 E THREAD E	软管 HOSE BORE		尺寸 DIMENSIONS		
		公称内径 DN	标号 DASH	A	B	S1
18611-14-04	M14X1.5	6	04	29.5	17	17
18611-16-04	M16X1.5	6	04	30.5	18	17
18611-16-06	M16X1.5	10	06	30.5	18	17
18611-18-06	M18X1.5	10	06	30.5	18	19
18611-20-08	M20X1.5	12	08	35	20	22
18611-22-08	M22X1.5	12	08	35.5	20	24
18611-24-10	M24X1.5	16	10	39.5	21.5	27
18611-30-12	M30X1.5	20	12	45.5	26	32
18611-33-16	M33X1.5	25	16	50.5	30	36
18611-36-20	M36X1.5	32	20	56.5	33	41
18611-42-24	M42X1.5	40	24	59.5	36	46

注: 1.上述代号用于编织软管。 2.如需用于缠绕软管代号改为18612-xx-xx。
Note: 1.For use with braided hoses. 2.If use with spiral hoses, hose fitting series number is 18612-xx-xx.

注: 当材料代号为碳钢时, 则不标注材料代号, 为不锈钢材料时, 标注SS, 如SS18611-XX
Note: When the material code is carbon steel, the material code is not marked. When it is stainless steel, SS is marked, such as SS18611-XX



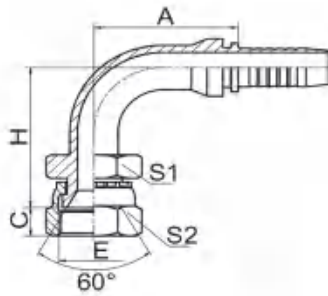
日本公制内螺纹
60° 内锥面
JIS METRIC FEMALE
60° CONE SEAL

代号 PART NO.	螺纹 E THREAD E	软管 HOSE BORE		尺寸 DIMENSIONS			
		公称内径 DN	标号 DASH	A	C	S1	S2
28611-12-04	M12X1.5	6	04	20	9	17	17
28611-14-04W	M14X1.5	6	04	23	10.5	17	19
28611-14-06	M14X1.5	10	06	21	10.5	19	19
28611-16-04	M16X1.5	6	04	24	10	22	22
28611-16-05	M16X1.5	8	05	24	10	22	22
28611-16-06	M16X1.5	10	06	24	10	22	22
28611-18-06	M18X1.5	10	06	24	11.5	24	24
28611-18-08	M18X1.5	12	08	24.5	11.5	24	24
28611-20-08	M20X1.5	12	08	28.5	12	27	27
28611-22-08	M22X1.5	12	08	25.5	14	27	27
28611-24-08	M24X1.5	12	08	27.5	15	32	32
28611-24-10	M24X1.5	16	10	28	15	32	32
28611-30-12	M30X1.5	20	12	28.5	18.3	36	36
28611-33-12	M33X1.5	20	12	31	21.3	41	41
28611-33-16	M33X1.5	25	16	32	21.3	41	41
28611-36-20	M36X1.5	32	20	35.5	20	46	46
28611-42-24W	M42X1.5	40	24	40	18.8	55	55

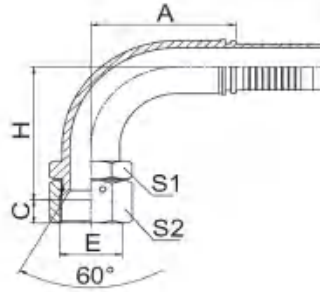
注: 1.表中代号用于编织软管。 2.如需用于缠绕软管代号改为28612-xx-xx。
Note: 1.For use with braided hoses. 2.If use with spiral hoses, hose fitting series number is 28612-xx-xx.

注: 当材料代号为碳钢时, 则不标注材料代号, 为不锈钢材料时, 标注SS, 如SS28611-XX
Note: When the material code is carbon steel, the material code is not marked. When it is stainless steel, SS is marked, such as SS28611-XX

标准芯 Standard hose fitting



28691



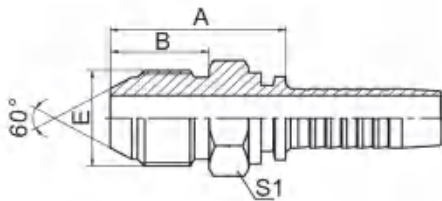
28691-W

90° 日本公制内螺纹 60° 内锥面
90° JIS METRIC FEMALE
60° CONE SEAL

代号 PART NO.	螺纹 E THREAD E	软管 HOSE BORE		尺寸 DIMENSIONS				
		公称内径 DN	标号 DASH	A	C	H	S1	S2
28691-14-04W	M14X1.5	6	04	30	10.5	40	17	19
28691-14-06	M14X1.5	10	06	35.3	10.5	43.3	19	19
28691-16-05	M16X1.5	8	05	33	10	44	22	22
28691-18-06	M18X1.5	10	06	35.3	11.5	46.3	24	24
28691-22-08	M22X1.5	12	08	41	14	52.5	27	27
28691-24-10	M24X1.5	16	10	56	15	59	32	32
28691-30-12	M30X1.5	20	12	65.5	18.3	71.5	36	36
28691-33-16	M33X1.5	25	16	76.7	21.3	76	41	41
28691-36-20	M36X1.5	32	20	93	20	89	46	46
28691-42-24W	M42X1.5	40	24	109.4	18.8	108	55	55

注：1.表中代号用于编织软管。 2.如需用于缠绕软管代号改为28692-xx-xx。
Note: 1.For use with braided hoses. 2.If use with spiral hoses, hose fitting series number is 28692-xx-xx.

注：当材料代号为碳钢时，则不标注材料代号，为不锈钢材料时，标注SS，如SS28691-XX
Note: When the material code is carbon steel, the material code is not marked. When it is stainless steel, SS is marked, such as SS28691-XX



19611

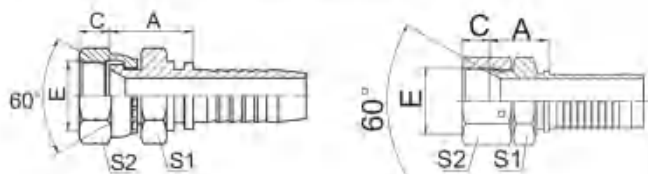
日本英制外螺纹 60° 外锥面
JIS BSPP MALE 60° CONE SEAL

代号 PART NO.	螺纹 E THREAD E	软管 HOSE BORE		尺寸 DIMENSIONS			
		公称内径 DN	标号 DASH	A	B	S1	
19611-04-04	G1/4"X19	6	04	28.5	16	17	
19611-06-06	G3/8"X19	10	06	30.5	18	19	
19611-08-08	G1/2"X14	12	08	35	20	22	
19611-12-12	G3/4"X14	20	12	40.5	22	30	
19611-16-16	G1"X11	25	16	44	24	36	

注：1.表中代号用于编织软管。 2.如需用于缠绕软管代号改为19612-xx-xx。
Note: 1.For use with braided hoses. 2.If use with spiral hoses, hose fitting series number is 19612-xx-xx.

注：当材料代号为碳钢时，则不标注材料代号，为不锈钢材料时，标注SS，如SS19611-XX
Note: When the material code is carbon steel, the material code is not marked. When it is stainless steel, SS is marked, such as SS19611-XX

标准芯 Standard hose fitting



29611

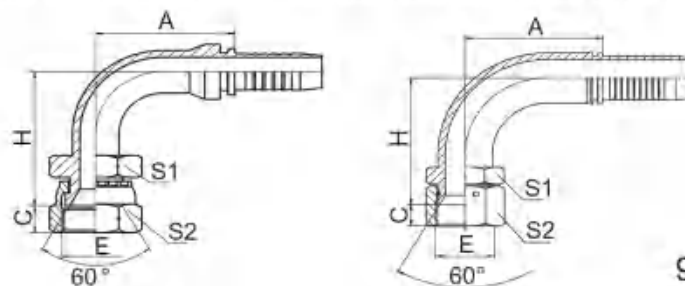
29611-W

日本英制内螺纹 60° 内锥面
JIS GAS FEMALE 60° CONE SEAL
JIS B8363

代号 PART NO.	螺纹 E THREAD E	软管 HOSE BORE		尺寸 DIMENSIONS			
		公称内径 DN	标号 DASH	A	C	S1	S2
29611-02-03	G1/8"X28	5	03	20	7	14	14
29611-04-04	G1/4"X19	6	04	21	8	19	19
29611-04-05	G1/4"X19	8	05	21	8	19	19
29611-06-04	G3/8"X19	6	04	23	9	22	22
29611-06-06	G3/8"X19	10	06	23	9	22	22
29611-08-06	G1/2"X14	10	06	28	12	27	27
29611-08-08	G1/2"X14	12	08	26.5	12	27	27
29611-10-10	G5/8"X14	16	10	30.5	11.5	30	30
29611-12-10	G3/4"X14	16	10	30	13.5	32	32
29611-12-12	G3/4"X14	20	12	30.5	13.5	32	32
29611-16-16	G1"X11	25	16	32	16	41	41
29611-20-20W	G1.1/4"X11	32	20	43	18.5	50	50
29611-24-24W	G1.1/2"X11	40	24	43.5	19	55	55
29611-32-32W	G2"X11	50	32	46.5	23	70	70

注：1.表中代号用于编织软管。 2.如需用于缠绕软管代号改为29612-xx-xx。
 Note: 1.For use with braided hoses. 2.If use with spiral hoses, hose fitting series number is 29612-xx-xx.

注：当材料代号为碳钢时，则不标注材料代号，为不锈钢材料时，标注SS，如SS29611-XX
 Note: When the material code is carbon steel, the material code is not marked. When it is stainless steel, SS is marked, such as SS29611-XX



29691

29691-W

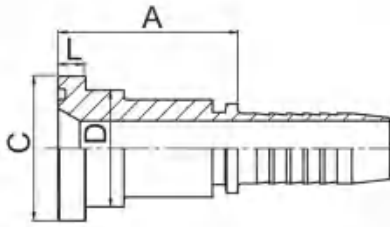
90°日本英管内螺纹 60°内锥面
90° JIS GAS FEMALE 60° CONE SEAL
JIS B8363

代号 PART NO.	螺纹 E THREAD E	软管 HOSE BORE		尺寸 DIMENSIONS				
		公称内径 DN	标号 DASH	A	C	H	S1	S2
29691-04-04	G1/4"X19	6	04	30	8	38	19	19
29691-04-05	G1/4"X19	8	05	34	8	41	19	19
29691-06-06	G3/8"X19	10	06	35.6	9	45.8	22	22
29691-08-08	G1/2"X14	12	08	41	12	53	27	27
29691-10-10	G5/8"X14	16	10	56	11.5	61	30	30
29691-12-12	G3/4"X14	20	12	65.5	13.5	69	32	32
29691-16-16	G1"X11	25	16	76.7	16	76.5	41	41
29691-20-20W	G1.1/4"X11	32	20	91.5	18.5	92.5	50	50
29691-24-24W	G1.1/2"X11	40	24	109.4	19	110.5	55	55
29691-32-32W	G2"X11	50	32	131.8	23	133.8	70	70

注：1.表中代号用于编织软管。 2.如需用于缠绕软管代号改为29692-xx-xx。
 Note: 1.For use with braided hoses. 2.If use with spiral hoses, hose fitting series number is 29692-xx-xx.

注：当材料代号为碳钢时，则不标注材料代号，为不锈钢材料时，标注SS，如SS29691-XX
 Note: When the material code is carbon steel, the material code is not marked. When it is stainless steel, SS is marked, such as SS29691-XX

标准芯 Standard hose fitting



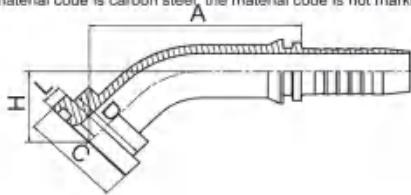
88111

日制法兰
JIS FLANGE

代号 PART NO.	法兰型号 FLANGE SIZE	软管 HOSE BORE		尺寸 DIMENSIONS				
		公称内径 DN	标号 DASH	A	C	D	L	
88111-10-08	5/8"	12	08	45	34.2	27.8	6.7	
88111-10-10	5/8"	16	10	45.5	34.2	27.8	6.7	
88111-10-12	5/8"	20	12	46	34.2	27.8	6.7	

注：1.表中代号用于编织软管。 2.如需用于缠绕软管代号改为88112-xx-xx。
Note: 1.For use with braided hoses. 2.If use with spiral hoses, hose fitting series number is 88112-xx-xx.

注：当材料代号为碳钢时，则不标注材料代号，为不锈钢材料时，标注SS，如SS88111-XX
Note: When the material code is carbon steel, the material code is not marked. When it is stainless steel, SS is marked, such as SS88111-XX



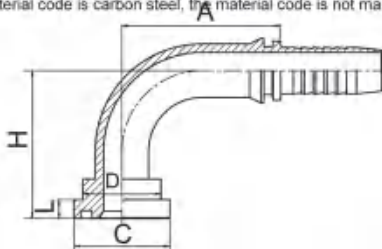
88141

45° 日制法兰
45° JIS FLANGE

代号 PART NO.	法兰型号 FLANGE SIZE	软管 HOSE BORE		尺寸 DIMENSIONS				
		公称内径 DN	标号 DASH	A	C	D	H	L
88141-10-08	5/8"	12	08	59	34.2	27.8	24	6.7
88141-10-10	5/8"	16	10	69.6	34.2	27.8	25.3	6.7
88141-10-12	5/8"	20	12	77	34.2	27.8	29	6.7

注：1.表中代号用于编织软管。 2.如需用于缠绕软管代号改为88142-xx-xx。
Note: 1.For use with braided hoses. 2.If use with spiral hoses, hose fitting series number is 88142-xx-xx.

注：当材料代号为碳钢时，则不标注材料代号，为不锈钢材料时，标注SS，如SS88141-XX
Note: When the material code is carbon steel, the material code is not marked. When it is stainless steel, SS is marked, such as SS88141-XX



88191

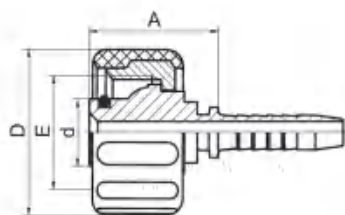
90° 日制法兰
90° JIS FLANGE

代号 PART NO.	法兰型号 FLANGE SIZE	软管 HOSE BORE		尺寸 DIMENSIONS				
		公称内径 DN	标号 DASH	A	C	D	H	L
88191-10-08	5/8"	12	08	41	34.2	27.8	48	6.7
88191-10-10	5/8"	16	10	56	34.2	27.8	52.5	6.7
88191-10-12	5/8"	20	12	66.2	34.2	27.8	62	6.7

注：1.表中代号用于编织软管。 2.如需用于缠绕软管代号改为88192-xx-xx。
Note: 1.For use with braided hoses. 2.If use with spiral hoses, hose fitting series number is 88192-xx-xx.

注：当材料代号为碳钢时，则不标注材料代号，为不锈钢材料时，标注SS，如SS88191-XX
Note: When the material code is carbon steel, the material code is not marked. When it is stainless steel, SS is marked, such as SS88191-XX

标准芯 Standard hose fitting



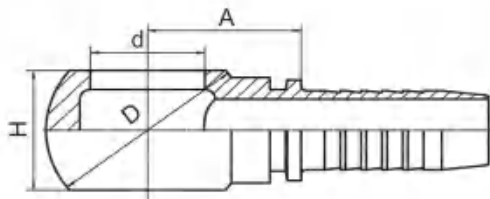
20011-ST

公制内螺纹高压水管 METRIC FEMALE WATERWASH INSERTS

代号 PART NO.	螺纹 E THREAD E	软管 HOSE BORE		尺寸 DIMENSIONS		
		公称内径 DN	标号 DASH	A	d	D
20011-22-03ST	M22X1.5	5	03	24.5	14	34.5
20011-22-04ST	M22X1.5	6	04	25	14	34.5
20011-22-05ST	M22X1.5	8	05	25	14	34.5
20011-22-06ST	M22X1.5	10	06	25	14	34.5

注：当材料代号为碳钢时，则不标注材料代号，为不锈钢材料时，标注SS，如SS20011-XX

Note: When the material code is carbon steel, the material code is not marked. When it is stainless steel, SS is marked, such as SS20011-XX



70011

公制铰接体 METRIC BANJO DIN 7642

代号 PART NO.	螺栓 BOLT	软管 HOSE BORE		尺寸 DIMENSIONS			
		公称内径DN	标号 DASH	A	d	D	H
70011-10-03	M10X1	5	03	14.5	10.1	17	10
70011-10-04	M10X1	6	04	17	10.1	17	10
70011-12-04	M12X1.5	6	04	20.5	12.1	20	12
70011-12-05	M12X1.5	8	05	20.5	12.1	20	12
70011-12-06	M12X1.5	10	06	20.5	12.1	20	12
70011-14-04	M14X1.5	6	04	19	14.1	24	14
70011-14-05	M14X1.5	8	05	19	14.1	24	14
70011-14-06	M14X1.5	10	06	21	14.1	24	14
70011-16-04	M16X1.5	6	04	20.5	16.1	28	16
70011-16-05	M16X1.5	8	05	20.5	16.1	28	16
70011-16-06	M16X1.5	10	06	20.5	16.1	28	16
70011-18-04	M18X1.5	6	04	23	18.1	32	20
70011-18-05	M18X1.5	8	05	24	18.1	32	20
70011-18-06	M18X1.5	10	06	24	18.1	32	20
70011-18-08	M18X1.5	12	08	24.5	18.1	32	20
70011-22-06	M22X1.5	10	06	28.1	22.1	39	25
70011-22-08	M22X1.5	12	08	28.5	22.1	39	25
70011-22-10	M22X1.5	16	10	27.5	22.1	39	25
70011-26-12	M26X1.5	20	12	33.5	26.2	46	30
70011-30-16	M30X1.5	25	16	37	30.2	54	36
70011-30-20	M30X1.5	32	20	41	30.1	54	36

注：1.表中代号用于编织软管。

2.如需用于缠绕软管代号改为70012-xx-xx。

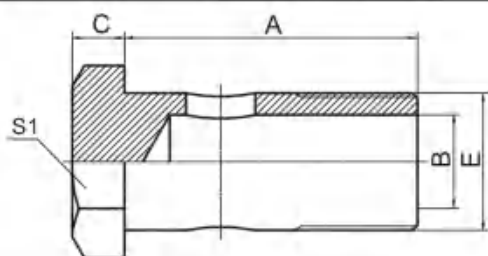
Note: 1.For use with braided hoses.

2.If use with spiral hoses, hose fitting series number is70012-xx-xx.

注：当材料代号为碳钢时，则不标注材料代号，为不锈钢材料时，标注SS，如SS70011-XX

Note: When the material code is carbon steel, the material code is not marked. When it is stainless steel, SS is marked, such as SS70011-XX

标准芯 Standard hose fitting



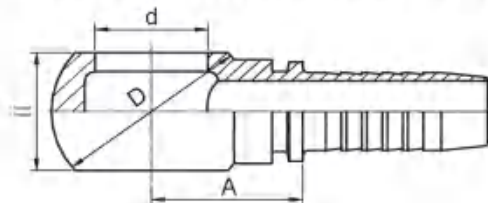
700M

公制铰接螺栓
METRIC BOLT DIN 7643

代号 PART NO.	螺纹 E THREAD E	尺寸 DIMENSIONS			
		A	B	C	S1
700M-10	M10X1	19	4	6	17
700M-12	M12X1.5	24	6	6	17
700M-14	M14X1.5	26	8	7	19
700M-16	M16X1.5	28	9	7.5	22
700M-18	M18X1.5	32	11	8	24
700M-22	M22X1.5	39	14	9	27
700M-26	M26X1.5	45	18	10	32
700M-30	M30X1.5	51	22	11	38

注：当材料代号为碳钢时，则不标注材料代号，为不锈钢材料时，标注SS，如SS700M-XX

Note: When the material code is carbon steel, the material code is not marked. When it is stainless steel, SS is marked, such as SS700M-XX



71011

部标公制铰接体
JB METRIC BANJO

代号 PART NO.	螺栓 BOLT	软管 HOSE BORE		尺寸 DIMENSIONS			
		公称内径DN	标号 DASH	A	d	D	H
71011-06-04	M6X1	6	04	16	6	18	12
71011-08-04	M8X1	6	04	17	8	20	13
71011-10-04	M10X1	6	04	19	10	22	13
71011-10-05	M10X1	8	05	19	10	22	13
71011-10-06	M10X1	10	06	19	10	22	13
71011-12-06	M12X1.5	10	06	21	12	26	15
71011-14-04	M14X1.5	6	04	20.5	14	28	18
71011-14-05	M14X1.5	8	05	21.5	14	28	18
71011-14-06	M14X1.5	10	06	21.5	14	28	18
71011-14-08	M14X1.5	12	08	22.5	14	28	18
71011-16-05	M16X1.5	8	05	22.5	16	32	18
71011-16-08	M16X1.5	12	08	25	16	32	18
71011-18-06	M18X1.5	10	06	26.5	18	36	22
71011-18-08	M18X1.5	12	08	27	18	36	22
71011-18-10	M18X1.5	16	10	27.5	18	36	22
71011-20-06	M20X1.5	10	06	29.5	20	36	22
71011-20-08	M20X1.5	12	08	30	20	36	22
71011-22-10	M22X1.5	16	10	30.5	22	46	30
71011-22-12	M22X1.5	20	12	32	22	46	30
71011-27-10	M27X2	16	10	36.5	27	56	36
71011-27-14	M27X2	22	14	36	27	56	36
71011-27-16	M27X2	25	16	36	27	56	36
71011-33-12	M33X2	20	12	43	33	64	50
71011-42-20	M42X2	32	20	54	42	78	64

注：1.表中代号用于编织软管。

2.如需用于缠绕软管代号改为71012-xx-xx。

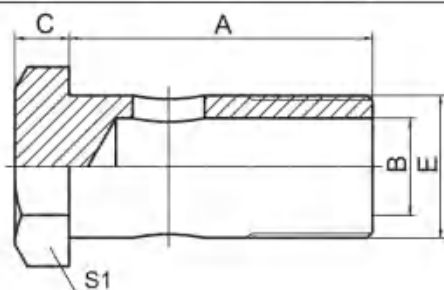
Note: 1.For use with braided hoses.

2.If use with spiral hoses, hose fitting series number is 71012-xx-xx.

注：当材料代号为碳钢时，则不标注材料代号，为不锈钢材料时，标注SS，如SS71011-XX

Note: When the material code is carbon steel, the material code is not marked. When it is stainless steel, SS is marked, such as SS71011-XX

标准芯 Standard hose fitting



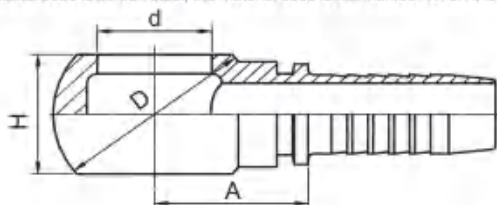
710M

部标公制铰接螺栓
JB METRIC BOLT

代号 PART NO.	螺纹 E THREAD E	尺寸 DIMENSIONS			
		A	B	C	S1
710M-10	M10X1	25	4	6	17
710M-14	M14X1.5	32	8	7	19
710M-18	M18X1.5	38	11	8	24
710M-22	M22X1.5	48	14	9	30
710M-27	M27X2	60	18	10	36
710M-33	M33X2	63	22	12	41
710M-42	M42X2	85	28	14	55

注：当材料代号为碳钢时，则不标注材料代号，为不锈钢材料时，标注SS，如SS710M-XX

Note: When the material code is carbon steel, the material code is not marked. When it is stainless steel, SS is marked, such as SS710M-XX



72011

英制铰接体
BSP BANJO

代号 PART NO.	螺纹 E THREAD E	软管 HOSE BORE		尺寸 DIMENSIONS			
		公称内径 DN	标号 DASH	A	d	D	H
72011-02-03	G1/8"X28	5	03	18	9.9	24	16
72011-02-04	G1/8"X28	6	04	18.5	9.9	24	16
72011-04-03	G1/4"X19	5	03	19	13.3	24	15
72011-04-04	G1/4"X19	6	04	19.5	13.3	24	15
72011-04-05	G1/4"X19	8	05	19	13.3	24	15
72011-04-06	G1/4"X19	10	06	19.5	13.3	24	15
72011-06-04	G3/8"X19	6	04	22	16.7	29	20
72011-06-05	G3/8"X19	8	05	22.5	16.7	29	20
72011-06-06	G3/8"X19	10	06	22	16.7	29	20
72011-06-08	G3/8"X19	12	08	22.5	16.7	29	20
72011-08-05	G1/2"X14	8	05	27.5	21	38	25
72011-08-06	G1/2"X14	10	06	27.5	21	38	25
72011-08-08	G1/2"X14	12	08	28	21	38	25
72011-08-10	G1/2"X14	16	10	28.5	21	38	25
72011-10-10	G5/8"X14	16	10	30	23	40	27
72011-12-10	G3/4"X14	16	10	31.5	26.5	48	31
72011-12-12	G3/4"X14	20	12	32	26.5	48	31
72011-16-08	G1"X11	12	08	40	33.3	60	42
72011-16-12	G1"X11	20	12	40	33.3	60	42
72011-16-16	G1"X11	25	16	41	33.3	60	42

注：1.表中代号用于编织软管。

2.如需用于缠绕软管代号改为72012-xx-xx。

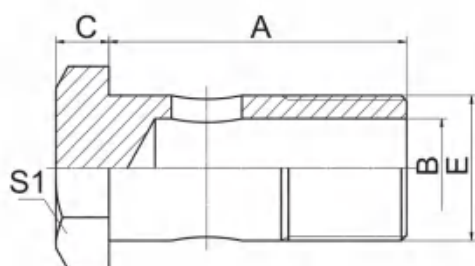
Note: 1.For use with braided hoses.

2.If use with spiral hoses, hose fitting series number is 72012-xx-xx.

注：当材料代号为碳钢时，则不标注材料代号，为不锈钢材料时，标注SS，如SS72011-XX

Note: When the material code is carbon steel, the material code is not marked. When it is stainless steel, SS is marked, such as SS72011-XX

标准芯 Standard hose fitting



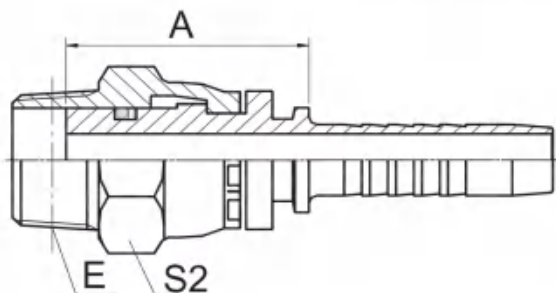
720B

英制铰接螺栓
BSP BOLT

代号 PART NO.	螺纹 E THREAD E	尺寸 DIMENSIONS					
		A	B	C	S1		
720B-02	G1/8"X28	29.5	4.8	4.8	14		
720B-04	G1/4"X19	28.5	6	6	19		
720B-06	G3/8"X19	38.5	9	7	22		
720B-08	G1/2"X14	44	13	8.5	27		
720B-10	G5/8"X14	48.5	15	10	30		
720B-12	G3/4"X14	56	18	10	32		
720B-16	G1"X11	68.5	22	13	41		

注：当材料代号为碳钢时，则不标注材料代号，为不锈钢材料时，标注SS，如SS720B-XX

Note: When the material code is carbon steel, the material code is not marked. When it is stainless steel, SS is marked, such as SS720B-XX



15611SW-S

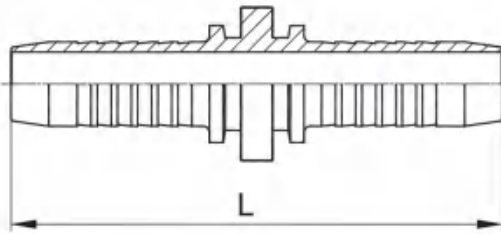
布锥管旋转外螺纹
NPT SWIVEL MALE

代号 PART NO.	螺纹 E THREAD E	软管 HOSE BORE		尺寸 DIMENSIONS			
		公称内径 DN	标号 DASH	A	S2		
15611SW-04-04S	Z1/4"X18	6	04	27	19		
15611SW-06-06S	Z3/8"X18	10	06	27	22		
15611SW-08-08S	Z1/2"X14	12	08	30.5	27		
15611SW-12-12S	Z3/4"X14	20	12	33.5	32		

注：当材料代号为碳钢时，则不标注材料代号，为不锈钢材料时，标注SS，如SS15611SW-XX

Note: When the material code is carbon steel, the material code is not marked. When it is stainless steel, SS is marked, such as SS15611SW-XX

标准芯 Standard hose fitting



90011

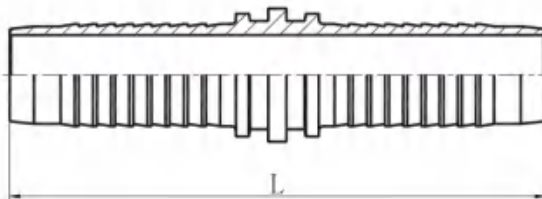
双面连接芯
DOUBLE CONNECTOR

代号 PART NO.	软管 HOSE BORE		尺寸 DIMENSIONS		
	公称内径DN	标号 DASH		L	
90011-04	6	04		69	
90011-05	8	05		69	
90011-06	10	06		73	
90011-08	12	08		77	
90011-10	16	10		83	
90011-12	20	12		93	
90011-16	25	16		114	
90011-20	32	20		132	
90011-24	40	24		162	
90011-32	50	32		170	

注：用于编织软管。 Note:For wire braided hose.

注：当材料代号为碳钢时，则不标注材料代号，为不锈钢材料时，标注SS，如SS90011-XX

Note: When the material code is carbon steel, the material code is not marked. When it is stainless steel, SS is marked, such as SS90011-XX



90012

双面连接芯
DOUBLE CONNECTOR

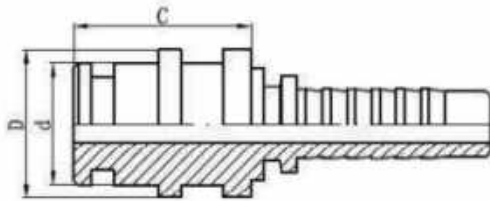
代号 PART NO.	软管 HOSE BORE		尺寸 DIMENSIONS		
	公称内径DN	标号 DASH		L	
90012-04	6	04		83	
90012-05	8	05		87	
90012-06	10	06		87	
90012-08	12	08		91	
90012-10	16	10		97	
90012-12	20	12		110	
90012-16	25	16		136	
90012-20	32	20		153	
90012-24	40	24		170	
90012-32	50	32		178	

注：用于缠绕软管。 Note:For spirial hose.

注：当材料代号为碳钢时，则不标注材料代号，为不锈钢材料时，标注SS，如SS90012-XX

Note: When the material code is carbon steel, the material code is not marked. When it is stainless steel, SS is marked, such as SS90012-XX

标准芯 Standard hose fitting



60011

煤炭部标准矿用接头
MT STAPLELOCK MALE

代号 PART NO.	胶管 HOSE BORE		尺寸 DIMENSIONS		
	公称内径DN	标号DASH	d	D	C
60011-04-04	6	04	11	16	25
60011-05-05	8	05	13	18	26
60011-06-06	10	06	15	18	26
60011-08-06	10	06	18	22	26
60011-08-08	12	08	18	22	26
60011-10-10	16	10	20	25	30
60011-12-12	20	12	24	28	31
60011-16-14	22	14	30	36	31
60011-16-16	25	16	30	36	31




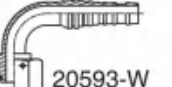

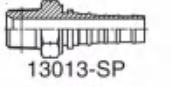

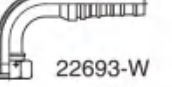
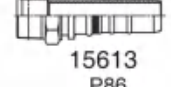






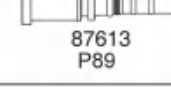






注：当材料代号为碳钢时，则不标注材料代号，为不锈钢材料时，标注SS，如SS60011-XX

Note: When the material code is carbon steel, the material code is not marked. When it is stainless steel, SS is marked, such as SS60011-XX

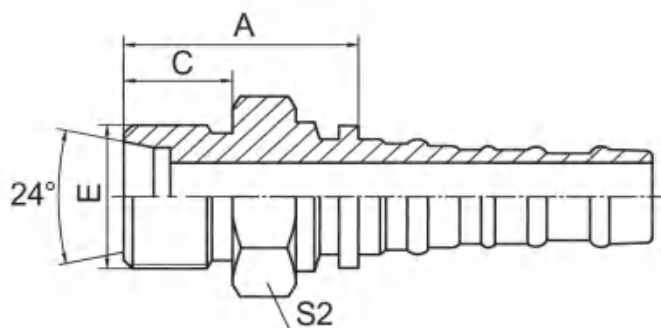
剥内外胶芯 Interlock hose fitting

剥内外胶芯 Interlock hose fitting

型号索引 Part NO. Index

剥 内 外 胶 软 管 接 头 Interlock Hose Fitting	公制螺纹24°锥 密封重系列 Metric 24° Cone Seal H. T.					
	英制螺纹 British					
	美制锥螺纹 NPT					
	美制NPSM 60°锥密封 NPSM 60° Cone Seal					
	美制ORFS螺纹 平面密封 ORFS Flat Seal					
	美制JIC螺纹 74°密封 JIC 74° Cone Seal					
	日本英制螺纹 60°密封 GAS 60° Cone Seal					
	SAE法兰 SAE Flange					
	9000PSI法兰 9000 PSI Flange					
	双面联接 Double Connection					
						

剥内外胶芯 Interlock hose fitting



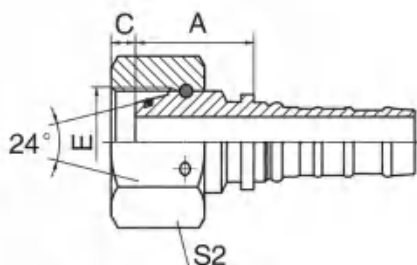
10513

公制外螺纹 24° 内锥面重系列
METRIC MALE 24° CONE SEAL H.T

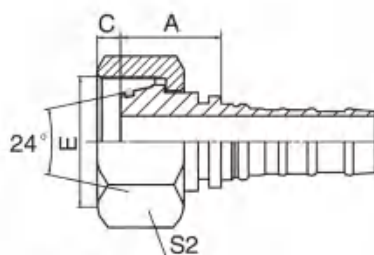
代号 PART NO.	螺纹 E THREAD E	软管 HOSE BORE		管子外径 TUBE O.D.	尺寸 DIMENSIONS			
		公称内径 DN	标号 DASH		A	C	S2	
10513-36-12	M36X2	20	12	25	43.5	18	41	
10513-42-16	M42X2	25	16	30	46.4	20	46	
10513-52-20	M52X2	32	20	38	52.8	22	55	

注：当材料代号为碳钢时，则不标注材料代号，为不锈钢材料时，标注SS，如SS10513-XX

Note: When the material code is carbon steel, the material code is not marked. When it is stainless steel, SS is marked, such as SS10513-XX



20513-W



20513-T

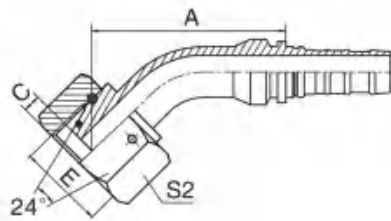
公制内螺纹
24° 锥带 O 形圈重系列
METRIC FEMALE 24°
CONE O-RING H.T.
ISO 12151-2---DIN 3865

代号 PART NO.	螺纹 E THREAD E	软管 HOSE BORE		管子外径 TUBE O.D.	O 形圈 O RING	尺寸 DIMENSIONS		
		公称内径 DN	标号 DASH			A	C	S2
20513-30-12W	M30X2	20	12	20	O16.3X2.4	30	2.5	36
20513-36-12T	M36X2	20	12	25	O20.3X2.4	38.5	3.5	46
20513-36-16W	M36X2	25	16	25	O20.3X2.4	31.9	3.2	46
20513-42-12T	M42X2	20	12	30	O25.3X2.4	42	3.9	50
20513-42-16W	M42X2	25	16	30	O25.3X2.4	33.4	3.9	50
20513-42-20W	M42X2	32	20	30	O25.3X2.4	38.8	3.9	50
20513-52-20T	M52X2	32	20	38	O33.3X2.4	45.3	4.5	60
20513-52-24W	M52X2	40	24	38	O33.3X2.4	38.2	4.5	60

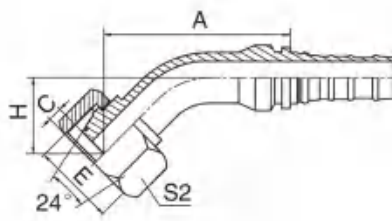
注：当材料代号为碳钢时，则不标注材料代号，为不锈钢材料时，标注SS，如SS20513-XX

Note: When the material code is carbon steel, the material code is not marked. When it is stainless steel, SS is marked, such as SS20513-XX

剥内外胶芯 Interlock hose fitting



20543-W



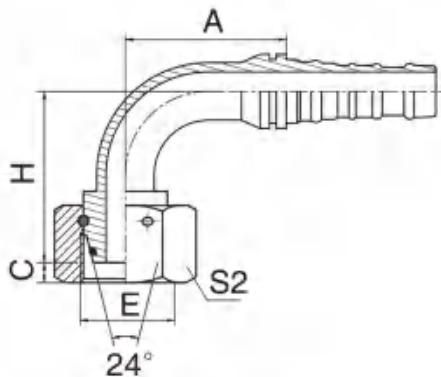
20543-T

45° 公制内螺纹
24° 锥带 O 形圈重系列
45° METRIC FEMALE
24° CONE O-RING H.T.

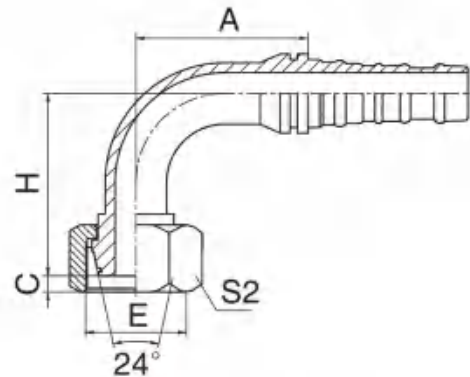
代号 PART NO.	螺纹 E THREAD E	软管 HOSE BORE		管子外径 TUBE O.D.	O 形圈 O RING	尺寸 DIMENSIONS			
		公称内径 DN	标号 DASH			A	C	H	S2
20543-36-12T	M36X2	20	12	25	O 20.3X2.4	89.4	3.5	33	46
20543-42-16W	M42X2	25	16	30	O 25.3X2.4	102.3	3.9	35.9	50
20543-52-20T	M52X2	32	20	38	O 33.3X2.4	114.5	4.5	39.4	60

注：当材料代号为碳钢时，则不标注材料代号，为不锈钢材料时，标注SS，如SS20543-XX

Note: When the material code is carbon steel, the material code is not marked. When it is stainless steel, SS is marked, such as SS20543-XX



20593-W



20593-T

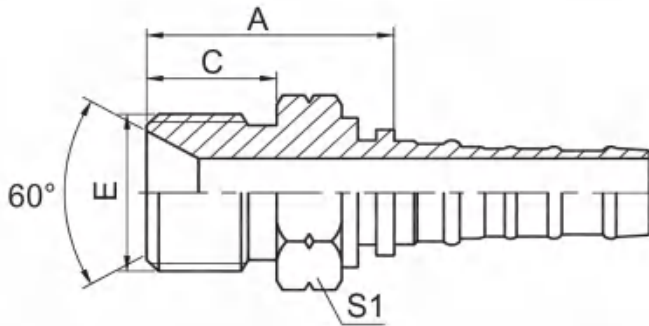
90° 公制内螺纹 24° 锥带 O 形圈重系列
90° METRIC FEMALE 24° CONE O-RING H.T.

代号 PART NO.	螺纹 E THREAD E	软管 HOSE BORE		管子外径 TUBE O.D.	O 形圈 O RING	尺寸 DIMENSIONS			
		公称内径 DN	标号 DASH			A	C	H	S2
20593-36-12T	M36X2	20	12	25	O20.3X2.4	74.5	3.5	67.8	46
20593-36-16W	M36X2	25	16	25	O20.3X2.4	88.9	3.2	79.5	46
20593-42-16W	M42X2	25	16	30	O25.3X2.4	88.9	3.9	80.5	50
20593-42-20W	M42X2	32	20	30	O25.3X2.4	105.8	3.9	91.5	50
20593-52-20T	M52X2	32	20	38	O33.3X2.4	105.8	4.5	86.5	60
20593-52-24W	M52X2	40	24	38	O33.3X2.4	124.2	4.5	104.5	60

注：当材料代号为碳钢时，则不标注材料代号，为不锈钢材料时，标注SS，如SS20593-XX

Note: When the material code is carbon steel, the material code is not marked. When it is stainless steel, SS is marked, such as SS20593-XX

剥内外胶芯 Interlock hose fitting

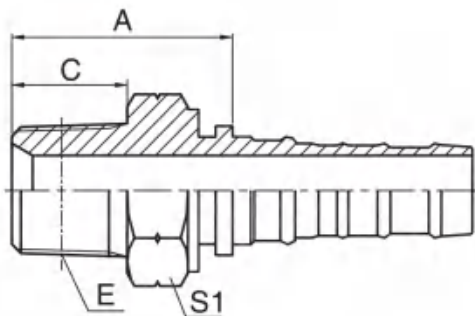


12613

英管外螺纹 60° 内锥面
BSP MALE 60° CONE SEAL

代号 PART NO.	螺 E THREAD E	软管 HOSE BORE		尺寸 DIMENSIONS				
		公称内径 DN	标号 DASH	A	C	S1		
12613-12-12	G3/4"X14	20	12	39.5	18.5	30		
12613-16-16	G1"X11	25	16	44.9	20.5	38		
12613-20-20	G1.1/4"X11	32	20	49.3	20.5	46		
12613-24-24	G1.1/2"X11	40	24	53.1	23	50		
12613-32-32	G2"X11	50	32	59	25.5	65		

注：当材料代号为碳钢时，则不标注材料代号，为不锈钢材料时，标注SS，如SS12613-XX
Note: When the material code is carbon steel, the material code is not marked. When it is stainless steel, SS is marked, such as SS12613-XX



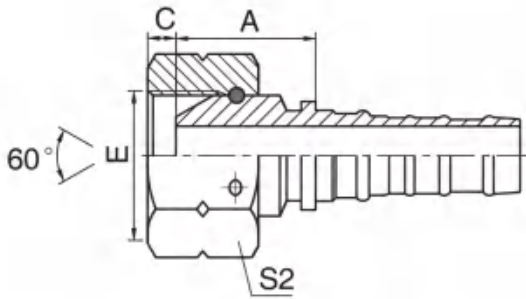
13013-SP

英锥管外螺纹
BSPT MALE

代号 PART NO.	螺纹 E THREAD E	软管 HOSE BORE		尺寸 DIMENSIONS				
		公称内径 DN	标号 DASH	A	C	S1		
13013-12-12SP	R3/4"X14	20	12	38	20	30		
13013-16-16SP	R1"X11	25	16	45.9	25.5	38		
13013-20-20SP	R1.1/4"X11	32	20	51.3	26.5	46		
13013-24-24SP	R1.1/2"X11	40	24	53.2	26.5	50		
13013-32-32SP	R2"X11	50	32	58.5	30	65		

注：当材料代号为碳钢时，则不标注材料代号，为不锈钢材料时，标注SS，如SS13013-XX
Note: When the material code is carbon steel, the material code is not marked. When it is stainless steel, SS is marked, such as SS13013-XX

剥内外胶芯 Interlock hose fitting



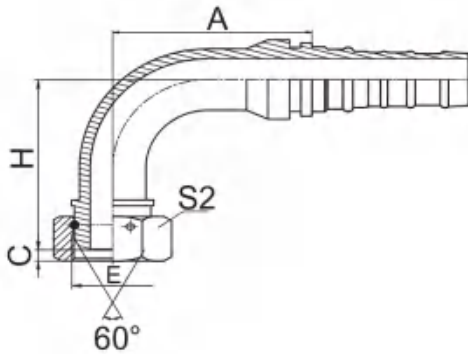
22613-W

英管内螺纹 60° 外锥面
BSP FEMALE 60° CONE

代号 PART NO.	螺纹 E THREAD E	软管 HOSE BORE		尺寸 DIMENSIONS				
		公称内径 DN	标号 DASH	A	C	S2		
22613-12-12W	G3/4"X14	20	12	27.5	8.7	32		
22613-16-16W	G1"X11	25	16	32.4	10.5	41		
22613-20-20W	G1.1/4"X11	32	20	35.8	10.1	50		
22613-24-24W	G1.1/2"X11	40	24	36.7	12.5	55		
22613-32-32W	G2"X11	50	32	36.5	16	70		

注：当材料代号为碳钢时，则不标注材料代号，为不锈钢材料时，标注SS，如SS22613-XX

Note: When the material code is carbon steel, the material code is not marked. When it is stainless steel, SS is marked, such as SS22613-XX



22693-W

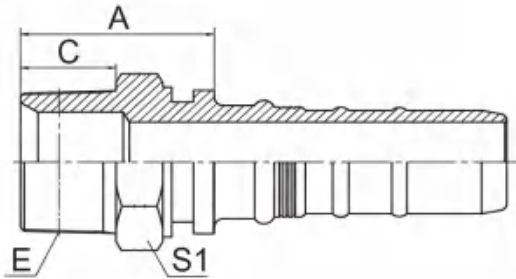
90° 英管内螺纹60° 外锥面
90° BSP FEMALE 60° CONE

代号 PART NO.	螺纹 E THREAD E	软管 HOSE BORE		尺寸 DIMENSIONS				
		公称内径 DN	标号 DASH	A	C	H	S2	
22693-12-12W	G3/4"X14	20	12	73.8	8.7	67.3	32	
22693-16-16W	G1"X11	25	16	88.5	10.5	75.9	41	
22693-20-20W	G1.1/4"X11	32	20	105.8	10.1	88.3	50	
22693-24-24W	G1.1/2"X11	40	24	124.2	12.5	103	55	
22693-32-32W	G2"X11	50	32	148.8	16	123.3	70	

注：当材料代号为碳钢时，则不标注材料代号，为不锈钢材料时，标注SS，如SS22693-XX

Note: When the material code is carbon steel, the material code is not marked. When it is stainless steel, SS is marked, such as SS22693-XX

剥内外胶芯 Interlock hose fitting



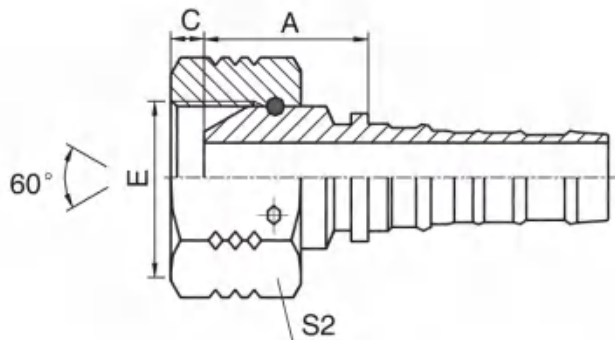
15613

布锥管外螺纹
NPT MALE

代号 PART NO.	螺纹 E THREAD E	软管 HOSE BORE		尺寸 DIMENSIONS				
		公称内径 DN	标号 DASH	A	C	S1		
15613-12-12	Z3/4"X14	20	12	39.5	19.5	30		
15613-16-16	Z 1"X11.5	25	16	47.9	25.5	38		
15613-20-20	Z1.1/4"X11.5	32	20	53.8	26.5	46		
15613-24-24	Z1.1/2"X11.5	40	24	58.2	27.5	50		
15613-32-32	Z 2"X11.5	50	32	61	27.5	65		

注：当材料代号为碳钢时，则不标注材料代号，为不锈钢材料时，标注SS，如SS15613-XX

Note: When the material code is carbon steel, the material code is not marked. When it is stainless steel, SS is marked, such as SS15613-XX



21613-W

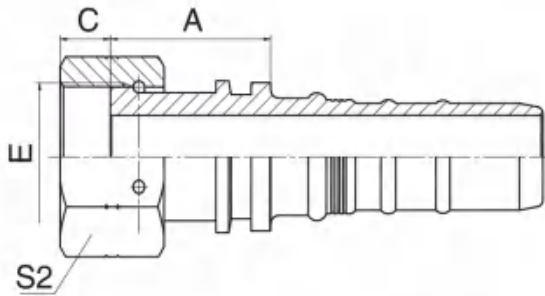
美制 NPSM 内螺纹 60° 外锥
NPSM FEMALE 60° CONE

代号 PART NO.	螺纹 E THREAD E	软管 HOSE BORE		尺寸 DIMENSIONS				
		公称内径 DN	标号 DASH	A	C	S2		
21613-12-12W	3/4"X14	20	12	26.5	9	32		
21613-16-16W	1"X11.5	25	16	30.4	10.5	41		
21613-20-20W	1.1/4"X11.5	32	20	32.5	11	50		
21613-24-24W	1.1/2"X11.5	40	24	36.7	14	55		
22613-32-32W	2"X11.5	50	32	36.5	16	70		

注：当材料代号为碳钢时，则不标注材料代号，为不锈钢材料时，标注SS，如SS21613-XX

Note: When the material code is carbon steel, the material code is not marked. When it is stainless steel, SS is marked, such as SS21613-XX

剥内外胶芯 Interlock hose fitting

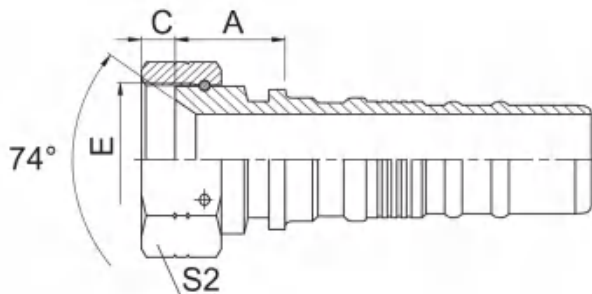


24213-W

美制 ORFS 内螺纹平面
ORFS FEMALE FLAT SEAL

代号 PART NO.	螺纹 E THREAD E	软管 HOSE BORE		尺寸 DIMENSIONS				
		公称内径 DN	标号 DASH	A	C	S2		
24213-12-12W	1.3/16"X12	20	12	41	15	36		
24213-16-16W	1.7/16"X12	25	16	44.4	15	41		
24213-20-20W	1.11/16"X12	32	20	47.8	15	50		
24213-24-24W	2"X12	40	24	48.2	15	60		

注：当材料代号为碳钢时，则不标注材料代号，为不锈钢材料时，标注SS，如SS24213-XX
Note: When the material code is carbon steel, the material code is not marked. When it is stainless steel, SS is marked, such as SS24213-XX



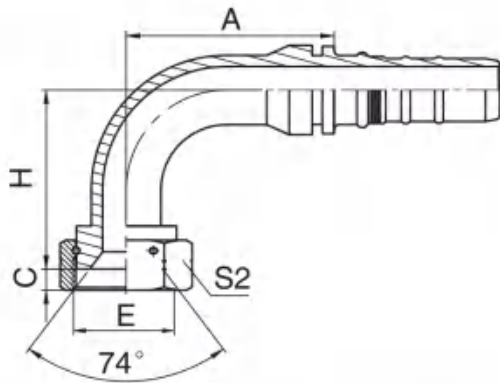
26713-W

美制 JIC 内螺纹 74° 内锥面
JIC FEMALE 74° CONE SEAL

代号 PART NO.	螺纹 E THREAD E	软管 HOSE BORE		尺寸 DIMENSIONS				
		公称内径 DN	标号 DASH	A	C	S2		
26713-12-12W	1.1/16"X12	20	12	25.5	15	32		
26713-16-16W	1.5/16"X12	25	16	28.4	16	41		
26713-20-20W	1.5/8"X12	32	20	32.3	16.1	50		
26713-24-24W	1.7/8"X12	40	24	35.2	20	60		
26713-32-32W	2.1/2"X12	50	32	34.5	23.5	75		

注：当材料代号为碳钢时，则不标注材料代号，为不锈钢材料时，标注SS，如SS26713-XX
Note: When the material code is carbon steel, the material code is not marked. When it is stainless steel, SS is marked, such as SS26713-XX

剥内外胶芯 Interlock hose fitting



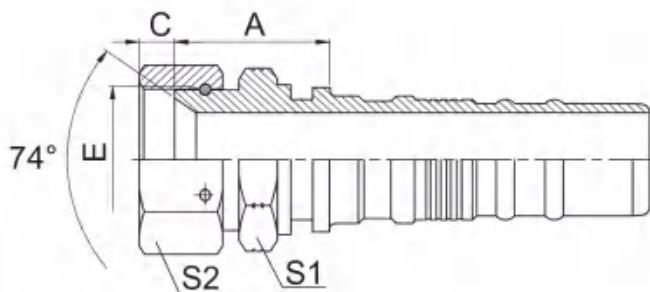
26793-W

90° 美制 JIC 内螺纹 74° 内锥面
90° JIC FEMALE 74° CONE SEAL

代号 PART NO.	螺纹 E THREAD E	软管 HOSE BORE		尺寸 DIMENSIONS				
		公称内径 DN	标号 DASH	A	C	H	S2	
26793-12-12W	1.1/16"X12	20	12	73.8	15	64.5	32	
26793-16-16W	1.5/16"X12	25	16	88.9	16	72.5	41	
26793-20-20W	1.5/8"X12	32	20	105.8	16.1	81.5	50	
26793-24-24W	1.7/8"X12	40	24	124.2	20	101	55	
26793-32-32W	2.1/2"X12	50	32	150.3	23.5	121.3	75	

注：当材料代号为碳钢时，则不标注材料代号，为不锈钢材料时，标注SS，如SS26793-XX

Note: When the material code is carbon steel, the material code is not marked. When it is stainless steel, SS is marked, such as SS26793-XX



26713D-W

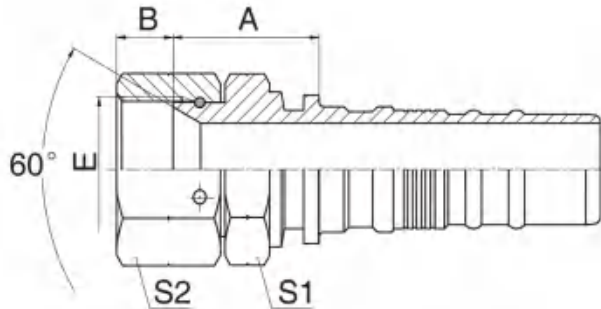
美制 JIC 内螺纹 74° 内锥面
JIC FEMALE 74° CONE SEAL

代号 PART NO.	螺纹 E THREAD E	软管 HOSE BORE		尺寸 DIMENSIONS				
		公称内径 DN	标号 DASH	A	C	S1	S2	
26713D-12-12W	1.1/16"X12	20	12	37.5	15	30	32	
26713D-16-16W	1.5/16"X12	25	16	41.9	16	38	41	
26713D-20-20W	1.5/8"X12	32	20	45.3	17	46	50	
26713D-24-24W	1.7/8"X12	40	24	50.2	20	50	60	
26713D-32-32W	2.1/2"X12	50	32	52	23.5	65	75	

注：当材料代号为碳钢时，则不标注材料代号，为不锈钢材料时，标注SS，如SS26713D-XX

Note: When the material code is carbon steel, the material code is not marked. When it is stainless steel, SS is marked, such as SS26713D-XX

剥内外胶芯 Interlock hose fitting



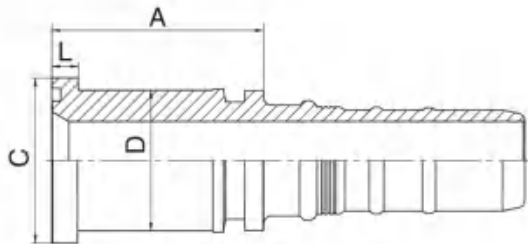
29613-W

日本英制内螺纹 60° 内锥面
JIS GAS FEMALE 60° CONE SEAL

代号 PART NO.	螺纹 E THREAD E	软管 HOSE BORE		尺寸 DIMENSIONS			
		公称内径 DN	标号 DASH	A	B	S1	S2
29613-12-12W	G3/4"X14	20	12	40	13.5	32	32
29613-16-16W	G1"X11	25	16	44.4	16	41	41
29613-20-20W	G1.1/4"X11	32	20	48.8	18.5	50	50
29613-24-24W	G1.1/2"X11	40	24	49.2	19	55	55
29613-32-32W	G2"X11	50	32	52	23	70	70

注：当材料代号为碳钢时，则不标注材料代号，为不锈钢材料时，标注SS，如SS29613-XX

Note: When the material code is carbon steel, the material code is not marked. When it is stainless steel, SS is marked, such as SS29613-XX



87613

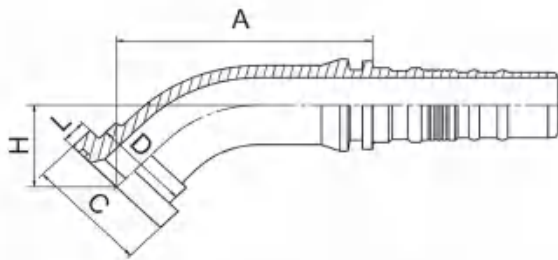
SAE 法兰 6000 PSI
SAE FLANGE 6000 PSI

代号 PART NO.	法兰型号 FLANGE SIZE	软管 HOSE BORE		尺寸 DIMENSIONS			
		公称内径 DN	标号 DASH	A	C	D	L
87613-12-12	3/4"	20	12	53	41.3	32	8.76
87613-16-12	1"	20	12	58	47.6	38	9.53
87613-16-16	1"	25	16	59.4	47.6	38	9.53
87613-20-16	1.1/4"	25	16	67.4	54	44	10.29
87613-20-20	1.1/4"	32	20	69.8	54	44	10.29
87613-20-24	1.1/4"	40	24	74.7	54	44	10.29
87613-24-20	1.1/2"	32	20	78.8	63.5	51	12.57
87613-24-24	1.1/2"	40	24	78.7	63.5	51	12.57
87613-32-24	2"	40	24	91.2	79.4	67	12.57
87613-32-32	2"	50	32	91	79.4	67	12.57

注：当材料代号为碳钢时，则不标注材料代号，为不锈钢材料时，标注SS，如SS87613-XX

Note: When the material code is carbon steel, the material code is not marked. When it is stainless steel, SS is marked, such as SS87613-XX

剥内外胶芯 Interlock hose fitting



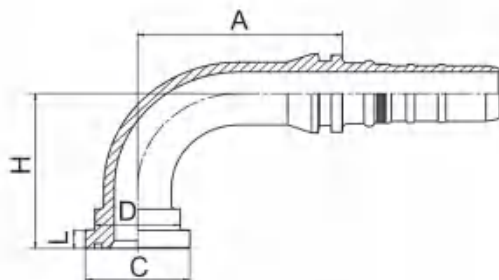
87643

45° SAE 法兰 6000 PSI
45° SAE FLANGE 6000 PSI

代号 PART NO.	法兰型号 FLANGE SIZE	软管 HOSE BORE		尺寸 DIMENSIONS				
		公称内径 DN	标号 DASH	A	C	D	H	L
87643-12-12	3/4"	20	12	88.7	41.3	32	31.8	8.76
87643-16-12	1"	20	12	90.8	47.6	38	33.9	9.53
87643-16-16	1"	25	16	101.1	47.6	38	34.7	9.53
87643-20-16	1.1/4"	25	16	103.9	54	44	37.5	10.29
87643-20-20	1.1/4"	32	20	116.6	54	44	41.5	10.29
87643-24-20	1.1/2"	32	20	120.1	63.5	51	45.1	12.57
87643-24-24	1.1/2"	40	24	134.6	63.5	51	49	12.57
87643-32-24	2"	40	24	140.2	79.4	67	54.7	12.57
87643-32-32	2"	50	32	163.3	79.4	67	61.9	12.57

注：当材料代号为碳钢时，则不标注材料代号，为不锈钢材料时，标注SS，如SS87643-XX

Note: When the material code is carbon steel, the material code is not marked. When it is stainless steel, SS is marked, such as SS87643-XX



87693

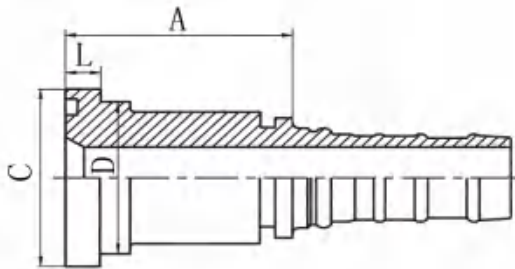
90° SAE 法兰 6000 PSI
90° SAE FLANGE 6000 PSI

代号 PART NO.	法兰型号 FLANGE SIZE	软管 HOSE BORE		尺寸 DIMENSIONS				
		公称内径 DN	标号 DASH	A	C	D	H	L
87693-12-12	3/4"	20	12	75	41.3	32	66	8.76
87693-16-12	1"	20	12	75	47.6	38	69	9.53
87693-16-16	1"	25	16	88.9	47.6	38	74.5	9.53
87693-20-16	1.1/4"	25	16	88.9	54	44	78.5	10.29
87693-20-20	1.1/4"	32	20	105.8	54	44	89.5	10.29
87693-24-20	1.1/2"	32	20	105.8	63.5	51	94.5	12.57
87693-24-24	1.1/2"	40	24	124.2	63.5	51	108	12.57
87693-32-24	2"	40	24	124.2	79.4	67	116.3	12.57
87693-32-32	2"	50	32	150.3	79.4	67	136.3	12.57

注：当材料代号为碳钢时，则不标注材料代号，为不锈钢材料时，标注SS，如SS87693-XX

Note: When the material code is carbon steel, the material code is not marked. When it is stainless steel, SS is marked, such as SS87693-XX

剥内外胶芯 Interlock hose fitting



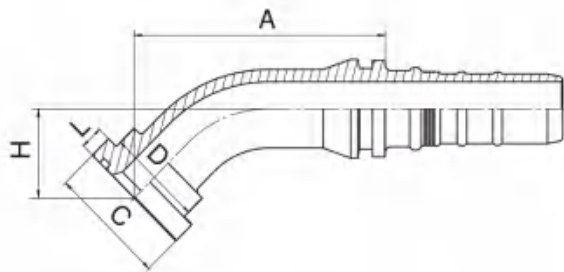
87913

SAE 法兰 9000 PSI
SAE FLANGE 9000 PSI

代号 PART NO.	法兰型号 FLANGE SIZE	软管 HOSE BORE		尺寸 DIMENSIONS				
		公称内径 DN	标号 DASH	A	C	D	L	
87913-12-12	3/4"	20	12	58.5	41.3	32	14.3	
87913-16-12	1"	20	12	63	47.6	38	14.3	
87913-16-16	1"	25	16	64.4	47.6	38	14.3	
87913-20-16	1.1/4"	25	16	71.4	54	43	14.3	
87913-20-20	1.1/4"	32	20	73.8	54	43	14.3	
87913-24-20	1.1/2"	32	20	80.6	63.5	51	14.3	
87913-24-24	1.1/2"	40	24	80.7	63.5	51	14.3	

注：当材料代号为碳钢时，则不标注材料代号，为不锈钢材料时，标注SS，如SS87913-XX

Note: When the material code is carbon steel, the material code is not marked. When it is stainless steel, SS is marked, such as SS87913-XX



87943

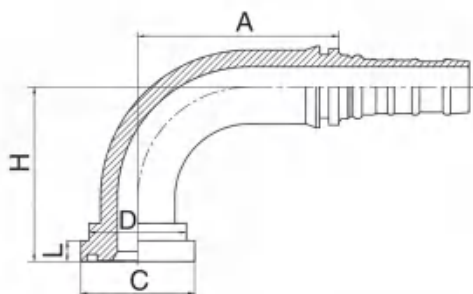
45° SAE 法兰 9000 PSI
45° SAE FLANGE 9000 PSI

代号 PART NO.	法兰型号 FLANGE SIZE	软管 HOSE BORE		尺寸 DIMENSIONS				
		公称内径 DN	标号 DASH	A	C	D	H	L
87943-12-12	3/4"	20	12	92.6	41.3	32	35.6	14.3
87943-16-12	1"	20	12	93.7	47.6	38	36.7	14.3
87943-16-16	1"	25	16	103.9	47.6	38	37.5	14.3
87943-20-16	1.1/4"	25	16	104.6	54	43	38.2	14.3
87943-20-20	1.1/4"	32	20	117.3	54	43	42.3	14.3
87943-24-20	1.1/2"	32	20	118	63.5	51	43	14.3
87943-24-24	1.1/2"	40	24	132.5	63.5	51	46.9	14.3

注：当材料代号为碳钢时，则不标注材料代号，为不锈钢材料时，标注SS，如SS87943-XX

Note: When the material code is carbon steel, the material code is not marked. When it is stainless steel, SS is marked, such as SS87943-XX

剥内外胶芯 Interlock hose fitting



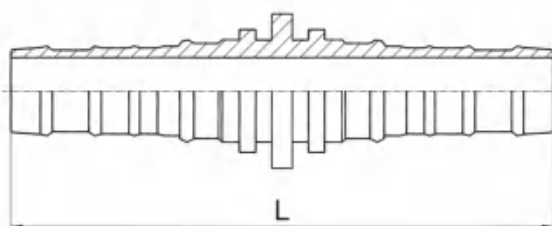
87993

90° SAE 法兰 9000 PSI
90° SAE FLANGE 9000 PSI

代号 PART NO.	法兰型号 FLANGE SIZE	软管 HOSE BORE		尺寸 DIMENSIONS				
		公称内径 DN	标号 DASH	A	C	D	H	L
87993-12-12	3/4"	20	12	75	41.3	32	71.5	14.3
87993-16-12	1"	20	12	75	47.6	38	73	14.3
87993-16-16	1"	25	16	88.9	47.6	38	78.5	14.3
87993-20-16	1.1/4"	25	16	88.9	54	43	79.5	14.3
87993-20-20	1.1/4"	32	20	105.8	54	43	90.5	14.3
87993-24-20	1.1/2"	32	20	105.8	63.5	51	91.5	14.3
87993-24-24	1.1/2"	40	24	124.2	63.5	51	105	14.3

注：当材料代号为碳钢时，则不标注材料代号，为不锈钢材料时，标注SS，如SS87993-XX

Note: When the material code is carbon steel, the material code is not marked. When it is stainless steel, SS is marked, such as SS87993-XX



90013

双面连接芯
DOUBLE CONNECTOR

代号 PART NO.		软管 HOSE BORE			尺寸 DIMENSIONS	
		公称内径 DN	标号 DASH			L
90013-12		20	12		119	
90013-16		25	16		150	
90013-20		32	20		194	
90013-24		40	24		223	
90013-32		50	32		235	

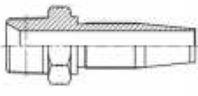
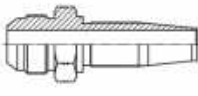
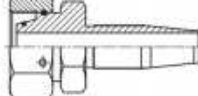
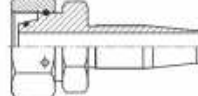
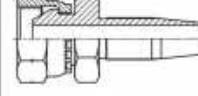
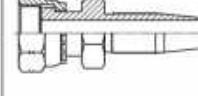
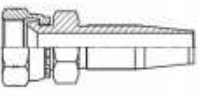
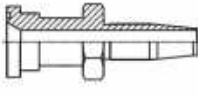
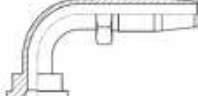
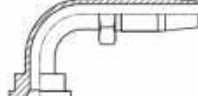
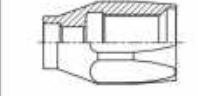
注：当材料代号为碳钢时，则不标注材料代号，为不锈钢材料时，标注SS，如SS90013-XX

Note: When the material code is carbon steel, the material code is not marked. When it is stainless steel, SS is marked, such as SS90013-XX

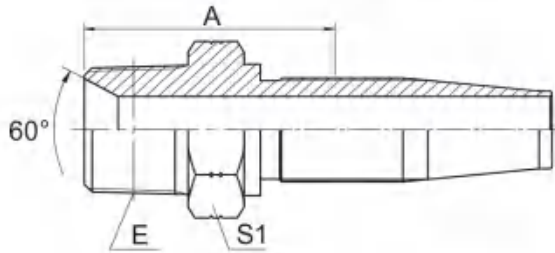
可拆式芯 Reusable hose fitting

可拆式芯 Reusable hose fitting

型号索引 Part NO. Index

					
15618 P95	16718 P95	20418D P96	20518D P96	22618D P97	24218D P97
					
26718D P98	87318D P98	87398D P99	87698D P99	00518 P100	

可拆式芯 Reusable hose fitting



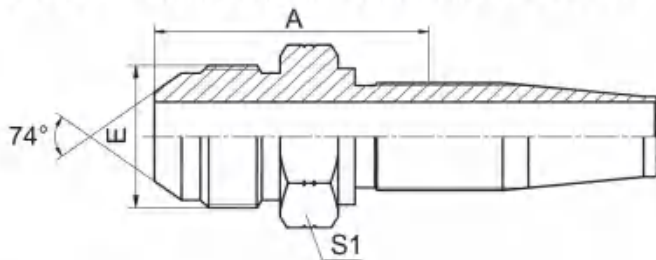
15618

美制布锥管螺纹
NPT MALE

代号 PART NO.	螺 纹 E THREAD E	软管 标号 HOSE DASH	尺 寸 DIMENSIONS			
			A		S1	
15618-02-04	Z1/8"X27	04	25.5		12	
15618-04-04	Z1/4"X18	04	30		17	
15618-04-06	Z1/4"X18	06	31		17	
15618-06-05	Z3/8"X18	05	32.9		19	
15618-06-06	Z3/8"X18	06	32		19	
15618-08-08	Z1/2"X14	08	40.5		22	
15618-12-10	Z3/4"X14	10	42.5		30	
15618-12-12	Z3/4"X14	12	43		30	
15618-16-16	Z1"X11.5	16	46.5		36	
15618-20-20	Z1.1/4"X11.5	20	51.5		46	
15618-24-24	Z1.1/2"X11.5	24	52.5		50	
15618-32-32	Z2"X11.5	32	55		65	

注：适用于 SAE 100R5 软管 . Note: Suitable for SAE 100R5 hose.

注：当材料代号为碳钢时，则不标注材料代号，为不锈钢材料时，标注SS，如SS15618-XX
 Note: When the material code is carbon steel, the material code is not marked. When it is stainless steel, SS is marked, such as SS15618-XX



16718

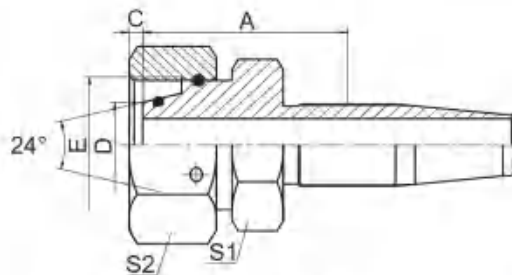
美制 JIC 外螺纹 74° 外锥面
JIC MALE 74° CONE

代号 PART NO.	螺 纹 E THREAD E	软管 标号 HOSE DASH	尺 寸 DIMENSIONS			
			A		S1	
16718-04-04	7/16X20	04	29		12	
16718-06-05	9/16"X18	05	31		17	
16718-06-06	9/16"X18	06	32		17	
16718-08-06	3/4"X16	06	34.7		22	
16718-08-08	3/4"X16	08	38		22	
16718-10-10	7/8"X14	10	40.5		24	
16718-12-12	1.1/16"X12	12	45.5		30	
16718-16-16	1.5/16"X12	16	44		36	
16718-20-20	1.5/8"X12	20	49.5		46	
16718-24-24	1.7/8"X12	24	52.5		50	

注：适用于 SAE 100R5 软管 . Note: Suitable for SAE 100R5 hose.

注：当材料代号为碳钢时，则不标注材料代号，为不锈钢材料时，标注SS，如SS16718-XX
 Note: When the material code is carbon steel, the material code is not marked. When it is stainless steel, SS is marked, such as SS16718-XX

可拆式芯 Reusable hose fitting



20418D

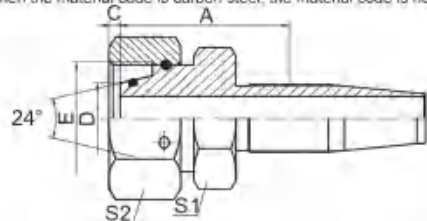
公制内螺纹 24° 锥带 O 形圈轻系列
METRIC FEMALE 24° CONE O-RING L.T.

代号 PART NO.	螺纹 E THREAD E	软管 HOSE BORE		管子外径 D TUBE O.D.	尺寸 DIMENSIONS			
		公称内径 DN	标号 DASH		A	C	S1	S2
20418D-14-04W	M14X1.5	5	04	8	31	1.4	12	17
20418D-16-05W	M16X1.5	6	05	10	32.9	2.1	14	19
20418D-18-06W	M18X1.5	8	06	12	33	1.8	17	22
20418D-22-08W	M22X1.5	11	08	15	36	3	19	27
20418D-26-10W	M26X1.5	13	10	18	41.5	2.1	27	32
20418D-30-12W	M30X2	16	12	22	43.5	3.8	30	36
20418D-36-16W	M36X2	22	16	28	41.5	4.5	36	41
20418D-45-16W	M45X2	22	16	35	45	4	41	50
20418D-45-20W	M45X2	28	20	35	45	4	41	50
20418D-52-24W	M52X2	35	24	42	48.5	4	50	60

注：适用于 SAE 100R5 软管。Note: Suitable for SAE 100R5 hose.

注：当材料代号为碳钢时，则不标注材料代号，为不锈钢材料时，标注 SS，如 SS20418D-XX

Note: When the material code is carbon steel, the material code is not marked. When it is stainless steel, SS is marked, such as SS20418D-XX



20518D

公制内螺纹 24° 锥带 O 形圈重系列
METRIC FEMALE 24° CONE O-RING H.T.

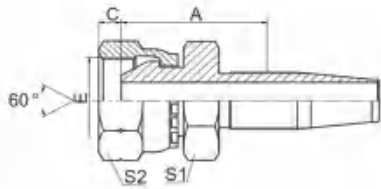
代号 PA/RT NO.	螺纹 E TH/READ E	软管 HOSE BORE		管子外径 D TUBE O.D.	尺寸 DIMENSIONS			
		公称内径 DN	标号 DASH		A	C	S1	S2
20518D-16-04W	M14X1.5	5	04	8	31.5	1.8	14	19
20518D-16-05W	M16X1.5	6	05	8	33.4	1.8	14	19
20518D-18-04W	M18X1.5	5	04	10	32	1.5	17	22
20518D-18-06W	M18X1.5	8	06	10	33	1.5	17	22
20518D-20-06W	M20X1.5	8	06	12	33.5	2.5	17	24
20518D-22-06W	M22X1.5	8	06	14	33	3	19	27
20518D-24-08W	M24X1.5	11	08	16	36.5	3	22	30
20518D-30-10W	M30X2	13	10	20	45	2.5	27	36
20518D-30-12W	M30X2	16	12	20	45.5	2.5	27	36
20518D-36-12W	M36X2	16	12	25	46.5	3.2	36	41
20518D-36-16W	M36X2	22	16	25	43	3.2	36	41
20518D-42-16W	M42X2	22	16	30	46	3.9	41	50
20518D-42-20W	M42X2	28	20	30	46	3.9	41	50
20518D-52-20W	M52X2	28	20	38	48	4.5	50	60
20518D-52-24W	M52X2	35	24	38	48	4.5	50	60

注：适用于 SAE 100R5 软管。Note: Suitable for SAE 100R5 hose.

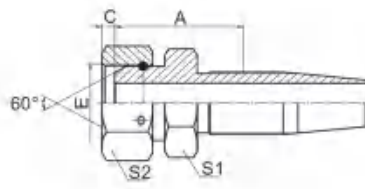
注：当材料代号为碳钢时，则不标注材料代号，为不锈钢材料时，标注 SS，如 SS20518D-XX

Note: When the material code is carbon steel, the material code is not marked. When it is stainless steel, SS is marked, such as SS20518D-XX

可拆式芯 Reusable hose fitting



22618D



22618DW

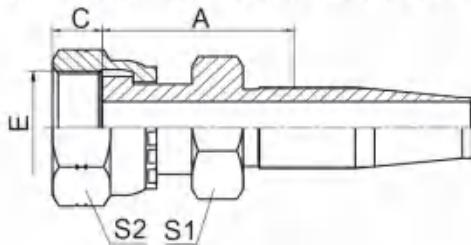
英制内螺纹 60° 外锥面
BSP FEMALE 60° CONE

代号 PART NO.	螺 纹 E THREAD E	软管 标号 HOSE DASH	尺 寸 DIMENSIONS			
			A	C	S1	S2
22618D-04-04	G1/4"X19	04	26	5.5	14	19
22618D-06-05	G3/8"X19	05	29.1	6.3	17	22
22618D-06-06	G3/8"X19	06	30	6.3	17	22
22618D-08-08	G1/2"X14	08	35	7.5	19	27
22618D-10-10	G5/8"X14	10	35.5	9.5	22	30
22618D-12-12	G3/4"X14	12	38.5	10.9	27	32
22618D-16-16	G1"X11	16	37	11.7	38	41
22618D-20-20W	G1.1/4"X11	20	43.5	11	41	50

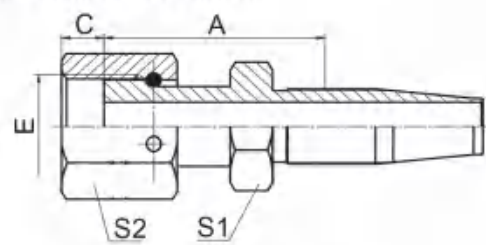
注：适用于 SAE 100R5 软管 . Note: Suitable for SAE 100R5 hose.

注：当材料代号为碳钢时，则不标注材料代号，为不锈钢材料时，标注SS，如SS22618D-XX

Note: When the material code is carbon steel, the material code is not marked. When it is stainless steel, SS is marked, such as SS22618D-XX



24218D



24218DW

美制 ORFS 内螺纹平面双六角
ORFS FEMALE FLAT SEAL DOUBLE HEXAGON

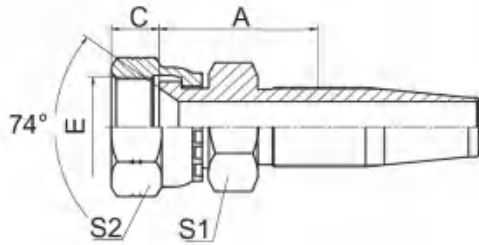
代号 PART NO.	螺 纹 E THREAD E	软管 标号 HOSE DASH	尺 寸 DIMENSIONS			
			A	C	S1	S2
24218D-04-04	9/16"X18	04	30.5	8.5	14	19
24218D-04-05	9/16"X18	05	32	8.5	14	19
24218D-06-06	11/16"X16	06	34.5	10	17	22
24218D-08-08	13/16"X16	08	41.5	11	19	27
24218D-10-10	1"X14	10	47.5	13.5	24	30
24218D-12-12	1.3/16"X12	12	50.5	15	30	36
24218D-16-16	1.7/16"X12	16	49	15	36	41
24218D-20-20W	1.11/16"X12	20	54.5	15	41	50
24218D-24-24W	2"X12	24	56.5	16	50	60

注：适用于 SAE 100R5 软管 . Note: Suitable for SAE 100R5 hose.

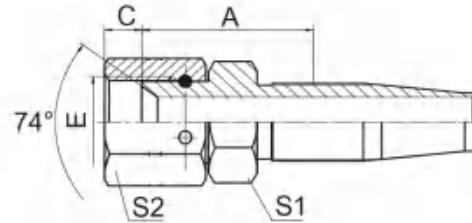
注：当材料代号为碳钢时，则不标注材料代号，为不锈钢材料时，标注SS，如SS24218D-XX

Note: When the material code is carbon steel, the material code is not marked. When it is stainless steel, SS is marked, such as SS24218D-XX

可拆式芯 Reusable hose fitting



26718D



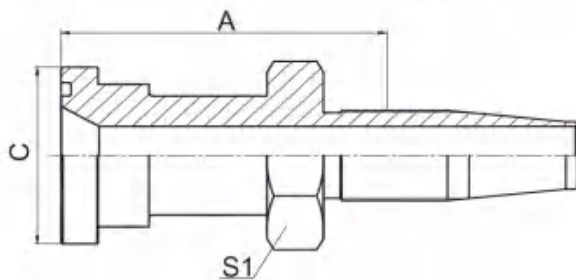
26718DW

美制 JIC 内螺纹 74° 内锥面
JIC FEMALE 74° CONE SEAL

代号 PART NO.	螺纹 E THREAD E	软管标号 HOSE DASH	尺寸 DIMENSIONS			
			A	C	S1	S2
26718D-04-04	7/16"X20	04	22	9	14	15
26718D-05-05	1/2"X20	05	25.4	9.5	14	17
26718D-06-06	9/16"X18	06	24.5	10.5	17	19
26718D-08-08	3/4"X16	08	31.5	11	22	24
26718D-10-10	7/8"X14	10	35	13	27	27
26718D-12-12	1.1/16"X12	12	37	15	32	32
26718D-16-16	1.5/16"X12	16	33.5	16	38	41
26718D-20-20W	1.5/8"X12	20	41.5	17	41	50
26718D-24-24W	1.7/8"X12	24	43	20	46	55
26718D-32-32W	2.1/2"X12	32	45.5	23.5	65	75

注：适用于SAE 100R5软管。 Note: Suitable for SAE 100R5 hose.

注：当材料代号为碳钢时，则不标注材料代号，为不锈钢材料时，标注SS，如SS26718D-XX
Note: When the material code is carbon steel, the material code is not marked. When it is stainless steel, SS is marked, such as SS26718D-XX



87318D

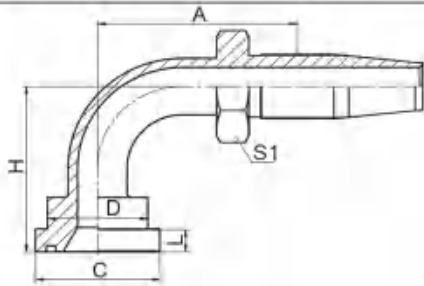
SAE 法兰 3000 PSI
SAE FLANGE 3000 PSI

代号 PART NO.	法兰型号 FLANGE SIZE	软管 HOSE BORE		尺寸 DIMENSIONS		
		公称内径 DN	标号 DASH	S1	A	C
87318D-08-08	1/2"	11	08	22	54	30.2
87318D-12-12	3/4"	16	12	27	55	38.1
87318D-16-16	1"	22	16	32	55	44.4
87318D-20-20	1.1/4"	28	20	41	58	50.8
87318D-24-24	1.1/2"	35	24	46	70	60.3
87318D-32-32	2"	46	32	60	72	71.4

注：适用于SAE 100R5软管。 Note: Suitable for SAE 100R5 hose.

注：当材料代号为碳钢时，则不标注材料代号，为不锈钢材料时，标注SS，如SS87318D-XX
Note: When the material code is carbon steel, the material code is not marked. When it is stainless steel, SS is marked, such as SS87318D-XX

可拆式芯 Reusable hose fitting



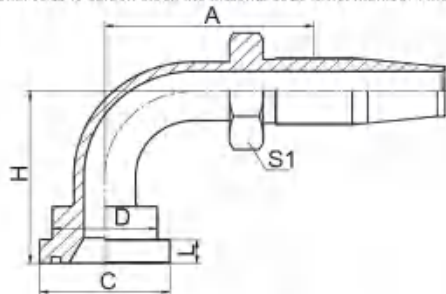
87398D

90° SAE 法兰 3000PSI
90° SAE FLANGE 3000 PSI

代号 PART NO.	法兰型号 FLANGE SIZE	软管 HOSE BORE		尺寸 DIMENSIONS					
		公称内径 DN	标号 DASH	A	C	D	H	L	S1
87398D-08-08	1/2"	12	08	53	30.2	24	47	6.73	27
87398D-12-10	3/4"	16	10	66.5	38.1	32	52.5	6.73	32
87398D-12-12	3/4"	20	12	79.5	38.1	32	62	6.73	32
87398D-16-12	1"	20	12	79.5	44.4	38	62	8	32
87398D-16-16	1"	25	16	86.5	44.4	38	67.5	8	41
87398D-20-16	1.1/4"	25	16	86.5	50.8	43	67.5	8	41
87398D-20-20	1.1/4"	32	20	100.5	50.8	43	78.5	8	50
87398D-24-20	1.1/2"	32	20	100.5	60.3	50	80.5	8	50
87398D-24-24	1.1/2"	40	24	108	60.3	50	94	8	55
87398D-32-24	2"	40	24	108	71.4	62	94	9.53	55
87398D-32-32	2"	50	32	128.8	71.4	62	114.3	9.53	70

注：适用于SAE 100R5软管。Note: Suitable for SAE 100R5 hose.

注：当材料代号为碳钢时，则不标注材料代号，为不锈钢材料时，标注SS，如SS87398D-XX
Note: When the material code is carbon steel, the material code is not marked. When it is stainless steel, SS is marked, such as SS87398D-XX



87698D

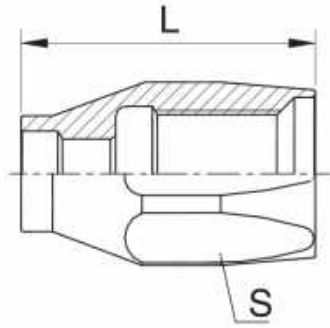
90° SAE 法兰 6000 PSI
90° SAE FLANGE 6000 PSI

代号 PART NO.	法兰型号 FLANGE SIZE	软管 HOSE BORE		尺寸 DIMENSIONS					
		公称内径 DN	标号 DASH	A	C	D	H	L	S1
87698D-08-08	1/2"	12	08	53	31.7	24	48	7.75	27
87698D-12-10	3/4"	16	10	66.5	41.3	32	56.5	8.76	32
87698D-12-12	3/4"	20	12	79.5	41.3	32	66	8.76	32
87698D-16-12	1"	20	12	79.5	47.6	38	69	9.53	32
87698D-16-16	1"	25	16	86.5	47.6	38	74.5	9.53	41
87698D-20-16	1.1/4"	25	16	86.5	54	44	78.5	10.29	41
87698D-20-20	1.1/4"	32	20	100.5	54	44	89.5	10.29	50
87698D-24-20	1.1/2"	32	20	100.5	63.5	51	94.5	12.57	50
87698D-24-24	1.1/2"	40	24	108	63.5	51	108	12.57	55
87698D-32-24	2"	40	24	108	79.4	67	116	12.57	55
87698D-32-32	2"	50	32	128.8	79.4	67	136.3	12.57	70

注：适用于SAE 100R5软管。Note: Suitable for SAE 100R5 hose.

注：当材料代号为碳钢时，则不标注材料代号，为不锈钢材料时，标注SS，如SS87698D-XX
Note: When the material code is carbon steel, the material code is not marked. When it is stainless steel, SS is marked, such as SS87698D-XX

可拆式芯 Reusable hose fitting



00518

SAE 100 R5 软管可拆式套筒
FERRULE FOR SAE 100 R5 HOSE

代号 PART NO.	软管 标号 HOSE DASH	尺寸 DIMENSIONS		
		L	S	
00518-04	04	28	17	
00518-05	05	30.5	19	
00518-06	06	33	22	
00518-08	08	42	24	
00518-10	10	45.5	30	
00518-12	12	53.5	32	
00518-16	16	42	36	
00518-20	20	44.5	46	
00518-24	24	47	50	
00518-32	32	57	65	

注：当材料代号为碳钢时，则不标注材料代号，为不锈钢材料时，标注SS，如SS00518-XX

Note: When the material code is carbon steel, the material code is not marked. When it is stainless steel, SS is marked, such as SS00518-XX

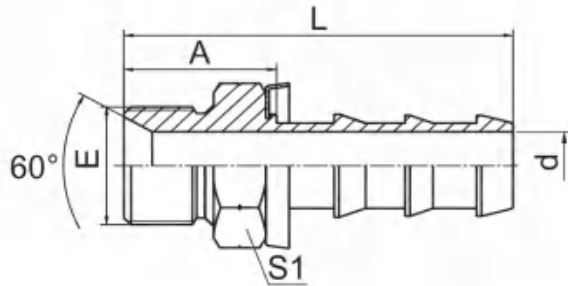
插入芯 Ferrule less hose fitting

插入芯 Ferrule less hose fitting

型号索引 Part NO. Index

 12610A P103	 15610 P103	 16710 P104	 17810 P104	 22610 P105	 26710 P105
 27810 P106					

插入芯 Ferrule less hose fitting



12610A

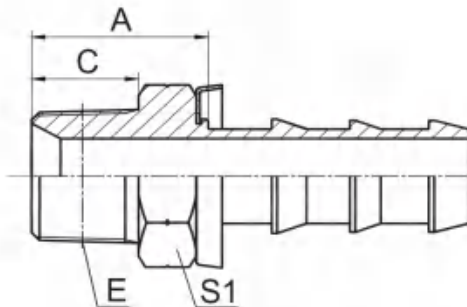
英管外螺纹 60° 内锥面
BSP MALE 60° CONE SEAL

代号 PART NO.	螺纹 E THREAD E	软管 HOSE BORE		尺寸 DIMENSIONS			
		公称内径 DN	标号 DASH	A	L	S1	d
12610A-04-04	G1/4"X19	6	04	20	38	19	4.3
12610A-06-06	G3/8"X19	10	06	24	45.5	22	7.5
12610A-08-08	G1/2"X14	12	08	28.5	54	27	9.9
12610A-12-12	G3/4"X14	20	12	32	69.5	32	15.5

注：材料为铜

注：当材料代号为碳钢时，则不标注材料代号，为不锈钢材料时，标注SS，如SS12610A-XX

Note: When the material code is carbon steel, the material code is not marked. When it is stainless steel, SS is marked, such as SS12610A-XX



15610

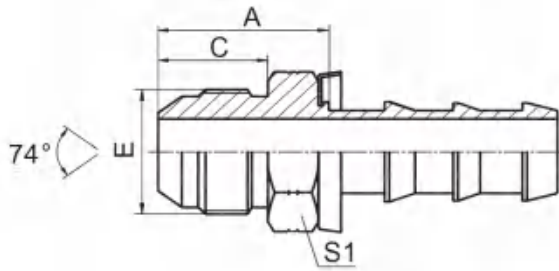
布锥管外螺纹
NPT MALE

代号 PART NO.	螺纹 E THREAD E	软管 HOSE BORE		尺寸 DIMENSIONS			
		公称内径 DN	标号 DASH	A	C	S1	
15610-02-04	Z 1/8"X27	6	04	18.2	10.5	12	
15610-04-04	Z 1/4"X18	6	04	22.7	15	14	
15610-04-06	Z 1/4"X18	10	06	22.5	15	14	
15610-06-06	Z 3/8"X18	10	06	23.5	16	19	
15610-06-08	Z 3/8"X18	12	08	23.7	16	19	
15610-08-08	Z 1/2"X14	12	08	29	19.5	22	
15610-08-10	Z 1/2"X14	16	10	29	19.5	22	
15610-12-12	Z 3/4"X14	20	12	31.4	19.5	27	

注：当材料代号为碳钢时，则不标注材料代号，为不锈钢材料时，标注SS，如SS15610-XX

Note: When the material code is carbon steel, the material code is not marked. When it is stainless steel, SS is marked, such as SS15610-XX

插入芯 Ferrule less hose fitting



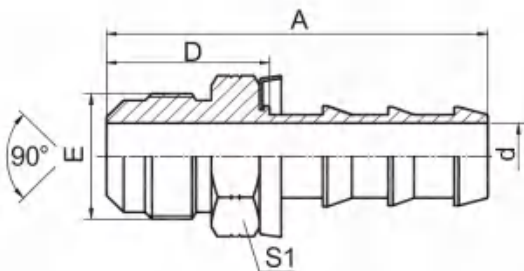
16710

美制 JIC 外螺纹 74° 外锥面
JIC MALE 74° CONE

代号 PART NO.	螺纹 E THREAD E	软管 HOSE BORE		尺寸 DIMENSIONS			
		公称内径 DN	标号 DASH	A	C	S1	
16710-04-04	7/16"X20	6	04	22	14	14	
16710-06-04	9/16"X18	6	04	22	14.1	17	
16710-06-06	9/16"X18	10	06	22	14.1	17	
16710-08-06	3/4"X16	10	06	27.2	16.7	22	
16710-08-08	3/4"X16	12	08	26.2	16.7	22	
16710-10-10	7/8"X14	16	10	28.7	19.3	24	
16710-10-12	7/8"X14	20	12	29.4	19.3	24	
16710-12-08	1.1/16"X12	12	08	34.5	21.9	27	
16710-12-10	1.1/16"X12	16	10	34	21.9	27	
16710-12-12	1.1/16"X12	20	12	35.9	21.9	30	

注：当材料代号为碳钢时，则不标注材料代号，为不锈钢材料时，标注SS，如SS16710-XX

Note: When the material code is carbon steel, the material code is not marked. When it is stainless steel, SS is marked, such as SS16710-XX



17810

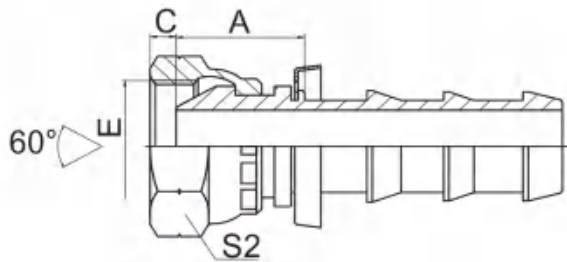
美制 SAE 外螺纹 90° 外锥面
SAE MALE 90° CONE

代号 PART NO.	螺纹 E THREAD E	软管 HOSE BORE		尺寸 DIMENSIONS			
		公称内径 DN	标号 DASH	A	D	S1	d
17810-04-04	7/16"X20	6	04	39	21	12	4.3
17810-06-06	5/8"X18	10	06	43.5	23.5	17	7.5
17810-08-08	3/4"X16	12	08	55	29.5	22	9.9
17810-10-10	7/8"X14	16	10	71.5	32.5	24	12.2
17810-12-12	1.1/16"X14	20	12	75.4	38.4	30	15.5

注：当材料代号为碳钢时，则不标注材料代号，为不锈钢材料时，标注SS，如SS17810-XX

Note: When the material code is carbon steel, the material code is not marked. When it is stainless steel, SS is marked, such as SS17810-XX

插入芯 Ferrule less hose fitting



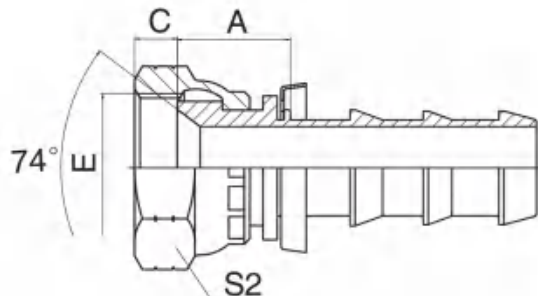
22610

英管内螺纹 60° 外锥面
BSP FEMALE 60° CONE

代号 PART NO.	螺纹 E THREAD E	软管 HOSE BORE		尺寸 DIMENSIONS			
		公称内径 DN	标号 DASH	A	C		S2
22610-04-04	G1/4"X19	6	04	14.7	5.5		19
22610-06-06	G3/8"X19	10	06	16.5	6.3		22
22610-08-08	G1/2"X14	12	08	18.2	7.5		27
22610-12-12	G3/4"X14	20	12	19.9	10.9		32

注：当材料代号为碳钢时，则不标注材料代号，为不锈钢材料时，标注SS，如SS22610-XX

Note: When the material code is carbon steel, the material code is not marked. When it is stainless steel, SS is marked, such as SS22610-XX



26710

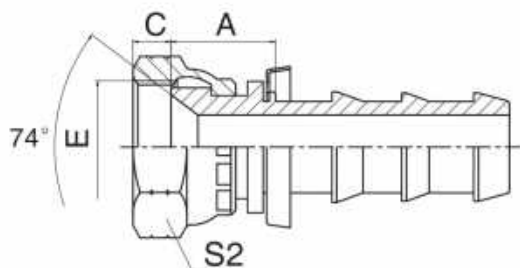
美制 JIC 内螺纹 74° 内锥面
JIC FEMALE 74° CONE SEAL

代号 PART NO.	螺纹 E THREAD E	软管 HOSE BORE		尺寸 DIMENSIONS			
		公称内径 DN	标号 DASH	A	C		S2
26710-04-04	7/16"X20	6	04	12.2	9		15
26710-05-04	1/2"X20	6	04	12.2	9.5		17
26710-06-06	9/16"X18	10	06	12.5	10.5		19
26710-08-06	3/4"X16	10	06	12.5	11		24
26710-08-08	3/4"X16	12	08	14.7	11		24
26710-10-08	7/8"X14	12	08	15.2	13		27
26710-10-10	7/8"X14	16	10	15.7	13		27
26710-12-12	1.1/16"X12	20	12	17.4	15		32
26710-16-16	1.5/16"X12	25	16	18.6	16		41

注：当材料代号为碳钢时，则不标注材料代号，为不锈钢材料时，标注SS，如SS26710-XX

Note: When the material code is carbon steel, the material code is not marked. When it is stainless steel, SS is marked, such as SS26710-XX

插入芯 Ferrule less hose fitting



27810

美制 SAE 内螺纹 90° 内锥面
SAE FEMALE 90° CONE SEAL

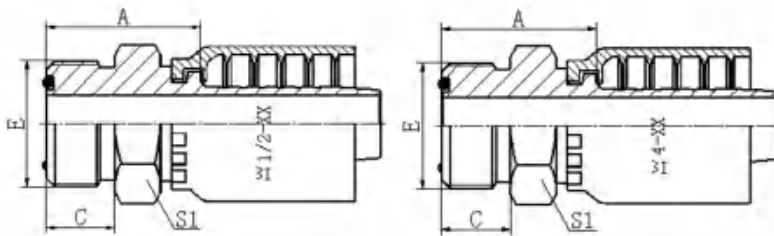
代号 PART NO.	螺纹 E THREAD E	软管 HOSE BORE		尺寸 DIMENSIONS			
		公称内径 DN	标号 DASH	A	C		S2
27810-04-04	7/16"X20	6	04	12.2	9		15
27810-05-04	1/2"X20	6	04	13.7	9.5		17
27810-06-04	5/8"X18	6	04	13.7	11.3		22
27810-06-06	5/8"X18	10	06	13.7	11.3		22
27810-08-06	3/4"X16	10	06	14.7	11		24
27810-08-08	3/4"X16	12	08	14.7	11		24
27810-10-08	7/8"X14	12	08	15.2	13		27
27810-12-12	1.1/16"X14	20	12	16.9	14.3		32

注：当材料代号为碳钢时，则不标注材料代号，为不锈钢材料时，标注SS，如SS27810-XX

Note: When the material code is carbon steel, the material code is not marked. When it is stainless steel, SS is marked, such as SS27810-XX

一体式接头 One piece hose fitting

一体式接头 One piece hose fitting



10311Y

部标公制外螺纹平面带O形圈
JB O-RING METRIC MALE FLAT SEAL
REF.JB/T 988

代号PART NO.		螺纹 E THREAD E	胶管 HOSE BORE		尺寸 DIMENSIONS		
编织 BRAIDED	缠绕 SPIRAL		公称内径 DN	标号 DASH	A	C	S1
10311Y-12-04Z	-	M12X1.25	6	04	22.5	10	14
10311Y-14-04Z	-	M14X1.5	6	04	23.5	11	14
10311Y-16-04Z	-	M16X1.5	6	04	23.5	11	17
10311Y-16-05Z	-	M16X1.5	8	05	23.5	11	17
10311Y-16-06Z	10312Y-16-06Z	M16X1.5	10	06	23.5	11	17
10311Y-18-06Z	10312Y-18-06Z	M18X1.5	10	06	23.5	11	19
10311Y-22-05Z	-	M22X1.5	8	05	27	12	24
10311Y-22-06Z	10312Y-22-06Z	M22X1.5	10	06	27	12	24
10311Y-22-08Z	10312Y-22-08Z	M22X1.5	12	08	27	12	24
10311Y-27-10Z	10312Y-27-10Z	M27X1.5	16	10	31.5	13	30
10311Y-30-12Z	10312Y-30-12Z	M30X1.5	20	12	33.5	14	32
10311Y-36-12Z	10312Y-36-12Z	M36X2	20	12	35.5	16	38
10311Y-39-16Z	10312Y-39-16Z	M39X2	25	16	39	16	41
10311Y-45-20Z	10312Y-45-20Z	M45X2	32	20	44.5/46.6	20	46
10311Y-52-24Z	10312Y-52-24Z	M52X2	40	24	47.5/50.5	22	55
10311Y-64-32Z	10312Y-64-32Z	M64X2	50	32	52.5/55.9	27	65

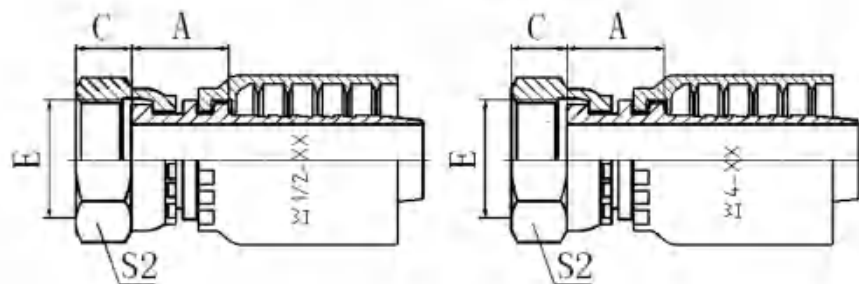
注: 1.尺寸A中"/"前尺寸适用于编织软管,"/"后尺寸适用于缠绕软管。2.所有一体式接头都镀 Cr3+ 锌。3.编织芯适用于软管FC686、FC687、GH663、GH793、GH781,缠绕芯适用于软管2755、GH506。

Note: 1.The dimension before "/" for A is suitable for braided hose, and the dimension after "/" for A is suitable for spiral hose. 2.The plating for one piece hose fitting is zinc with Cr3+ . 3.The compatible hose for braided nipple:FC686、FC687、GH663、GH793、GH781,and for spiral nipple:2755、GH506.

注: 当材料代号为碳钢时, 则不标注材料代号, 为不锈钢材料时, 标注SS, 如SS10311Y-XX

Note: When the material code is carbon steel, the material code is not marked. When it is stainless steel, SS is marked, such as SS10311Y-XX

一体式接头 One piece hose fitting



20211Y

国标公制内螺纹平面
GB METRIC FEMALE FLAT SEAL

代号PART NO.		螺纹 E THREAD E	胶管 HOSE BORE		尺寸 DIMENSIONS		
编织 BRAIDED	缠绕 SPIRAL		公称内径 DN	标号 DASH	A	C	S2
20211Y-14-04Z	-	M14X1.5	6	04	15.5	8.5	19
20211Y-14-05Z	-	M14X1.5	8	05	15.5	8.5	19
20211Y-16-04Z	-	M16X1.5	6	04	16.5	8	22
20211Y-16-05Z	-	M16X1.5	8	05	16.5	8	22
20211Y-16-06Z	20212Y-16-06Z	M16X1.5	10	06	16.5	8	22
20211Y-18-05TZ	-	M18X1.5	8	05	15	8	24
20211Y-18-06Z	20212Y-18-06Z	M18X1.5	10	06	17.5	8	24
20211Y-20-06TZ	20212Y-20-06TZ	M20X1.5	10	06	16	10	27
20211Y-20-08Z	20212Y-20-08Z	M20X1.5	12	08	18.5	10	27
20211Y-22-06TZ	20212Y-22-06TZ	M22X1.5	10	06	16	10	27
20211Y-22-08Z	20212Y-22-08Z	M22X1.5	12	08	18.5	10	27
20211Y-22-10Z	20212Y-22-10Z	M22X1.5	16	10	19	10	27
20211Y-24-08TZ	20212Y-24-08TZ	M24X1.5	12	08	16.5	11	30
20211Y-24-10Z	20212Y-24-10Z	M24X1.5	16	10	20	10.5	30
20211Y-27-08TZ	20212Y-27-08TZ	M27X1.5	12	08	18.5	10	32
20211Y-27-10TZ	20212Y-27-10TZ	M27X1.5	16	10	19.5	10	32
20211Y-30-12Z	20212Y-30-12Z	M30X1.5	20	12	21.5	11	36
20211Y-36-12TZ	20212Y-36-12TZ	M36X2	20	12	20	13	41
20211Y-39-16TZ	20212Y-39-16TZ	M39X2	25	16	23.5	13	46
20211Y-42-20WZ	20212Y-42-20WZ	M42X2	32	20	25/27.1	15	50
20211Y-45-20TZ	20212Y-45-20TZ	M45X2	32	20	25/27.1	15	55
20211Y-52-24TZ	20212Y-52-24TZ	M52X2	40	24	25/28	17	60
20211Y-64-32TZ	20212Y-64-32TZ	M64X2	50	32	26/29.4	23	75

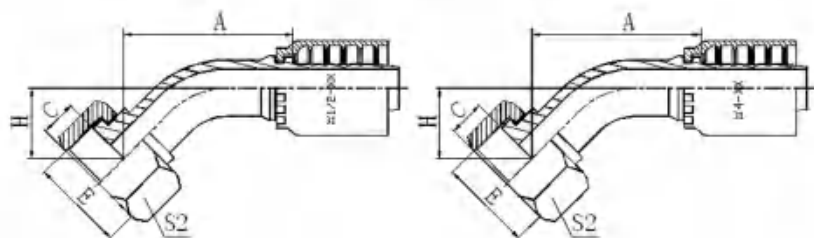
注: 1.尺寸A中"/"前尺寸适用于编织软管,"/"后尺寸适用于缠绕软管。 2.所有一体式接头都镀 Cr3+ 锌。 3.编织芯适用于软管FC686、FC687、GH663、GH793、GH781,缠绕芯适用于软管2755、GH506。

Note: 1.The dimension before "/" for A is suitable for braided hose, and the dimension after "/" for A is suitable for spiral hose。 2.The plating for one piece hose fitting is zinc with Cr3+ 。 3.The compatible hose for braided nipple:FC686、FC687、GH663、GH793、GH781,and for spiral nipple:2755、GH506。

注: 当材料代号为碳钢时, 则不标注材料代号, 为不锈钢材料时, 标注SS, 如SS20211Y-XX

Note: When the material code is carbon steel, the material code is not marked. When it is stainless steel, SS is marked, such as SS20211Y-XX

一体式接头 One piece hose fitting



20241Y

45° 国标公制内螺纹平面
45° GB METRIC FEMALE FLAT SEAL

代号PART NO.		螺纹 E THREAD E	胶管 HOSE BORE		尺寸 DIMENSIONS			
编织 BRAIDED	缠绕 SPIRAL		公称内径 DN	标号 DASH	A	C	H	S2
20241Y-14-04Z	-	M14X1.5	6	04	40.5	8.5	18.5	19
20241Y-14-05Z	-	M14X1.5	8	05	42.7	8.5	19.3	19
20241Y-16-05Z	-	M16X1.5	8	05	43.4	8.5	20	22
20241Y-18-06Z	20242Y-18-06Z	M18X1.5	10	06	45.7	8	21.4	24
20241Y-22-08Z	20242Y-22-08Z	M22X1.5	12	08	58.9	10	24	27
20241Y-27-10TZ	20242Y-27-10TZ	M27X1.5	16	10	68.6	10	24.3	32
20241Y-30-12Z	20242Y-30-12Z	M30X1.5	20	12	77.4	11	30	36
20241Y-36-12TZ	20242Y-36-12TZ	M36X2	20	12	75	13	27.5	41
20241Y-36-16Z	20242Y-36-16Z	M36X2	25	16	85.7	13	31.5	41
20241Y-39-16TZ	20242Y-39-16TZ	M39X2	25	16	83.9	13	29.7	46
20241Y-42-20WZ	20242Y-42-20WZ	M42X2	32	20	95.9/98	15	35.2	50
20241Y-45-20TZ	20242Y-45-20TZ	M45X2	32	20	94.5/96.6	15	33.8	55
20241Y-52-20TZ	20242Y-52-20TZ	M52X2	32	20	94.5/96.6	17	33.8	60
20241Y-52-24TZ	20242Y-52-24TZ	M52X2	40	24	108.5/111.5	17	37.7	60
20241Y-64-32TZ	20242Y-64-32TZ	M64X2	50	32	127.8/131.2	23	45.6	75

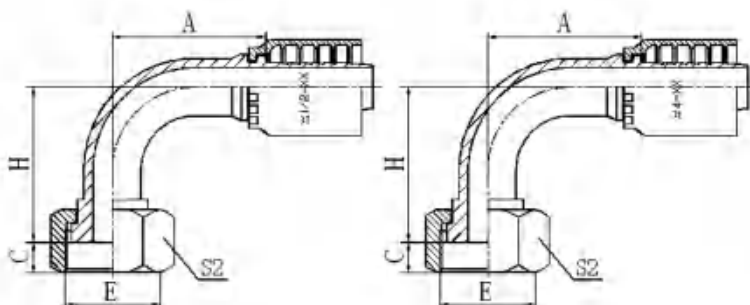
注: 1.尺寸A中"/"前尺寸适用于编织软管,"/"后尺寸适用于缠绕软管。 2.所有一体式接头都镀 Cr3+ 锌。 3.编织芯适用于软管FC686、FC687、GH663、GH793、GH781,缠绕芯适用于软管2755、GH506。

Note:1.The dimension before "/" for A is suitable for braided hose, and the dimension after "/" for A is suitable for spiral hose。 2.The plating for one piece hose fitting is zinc with Cr3+ 。 3.The compatible hose for braided nipple:FC686、FC687、GH663、GH793、GH781,and for spiral nipple:2755、GH506。

注: 当材料代号为碳钢时, 则不标注材料代号, 为不锈钢材料时, 标注SS, 如SS20241Y-XX

Note: When the material code is carbon steel, the material code is not marked. When it is stainless steel, SS is marked, such as SS20241Y-XX

一体式接头 One piece hose fitting



20291Y

90° 国标公制内螺纹平面

90° GB METRIC FEMALE FLAT SEAL

代号PART NO.		螺纹 E THREAD E	胶管 HOSE BORE		尺寸 DIMENSIONS			
编织 BRAIDED	缠绕 SPIRAL		公称内径 DN	标号 DASH	A	C	H	S2
20291Y-12-04Z	-	M12X1.25	6	04	30	8	33.5	17
20291Y-14-04Z	-	M14X1.5	6	04	30	8.5	34	19
20291Y-14-05Z	-	M14X1.5	8	05	33	8.5	37	19
20291Y-16-04Z	-	M16X1.5	6	04	30	8	35	22
20291Y-16-05Z	-	M16X1.5	8	05	33	8	38	22
20291Y-16-06Z	20292Y-16-06Z	M16X1.5	10	06	35.3	8	40.3	22
20291Y-18-05TZ	-	M18X1.5	8	05	33	8	39	24
20291Y-18-06Z	20292Y-18-06Z	M18X1.5	10	06	35.3	8	41.3	24
20291Y-22-08Z	20292Y-22-08Z	M22X1.5	12	08	41	10	48	27
20291Y-22-10Z	20292Y-22-10Z	M22X1.5	16	10	56	10	53	27
20291Y-24-08TZ	20292Y-24-08TZ	M24X1.5	12	08	41	11	45.5	30
20291Y-27-04TZ	20292Y-27-04TZ	M27X1.5	6	04	30	10	35.5	32
20291Y-27-08TZ	20292Y-27-08TZ	M27X1.5	12	08	41	10	46	32
20291Y-27-10TZ	20292Y-27-10TZ	M27X1.5	16	10	56	10	51	32
20291Y-30-12Z	20292Y-30-12Z	M30X1.5	20	12	65.5	11	63.5	36
20291Y-36-16Z	20292Y-36-16Z	M36X2	25	16	76.7	13	70	41
20291Y-39-16TZ	20292Y-39-16TZ	M39X2	25	16	76.7	13	67.5	46
20291Y-42-20WZ	20292Y-42-20WZ	M42X2	32	20	91.5/93.6	15	80.5	50
20291Y-45-20TZ	20292Y-45-20TZ	M45X2	32	20	91.5/93.6	15	78.5	55
20291Y-52-20TZ	20292Y-52-20TZ	M52X2	32	20	91.5/93.6	17	78.5	60
20291Y-52-24TZ	20292Y-52-24TZ	M52X2	40	24	109.4/112.4	17	92	60
20291Y-64-32TZ	20292Y-64-32TZ	M64X2	50	32	131/134.4	23	113.3	75

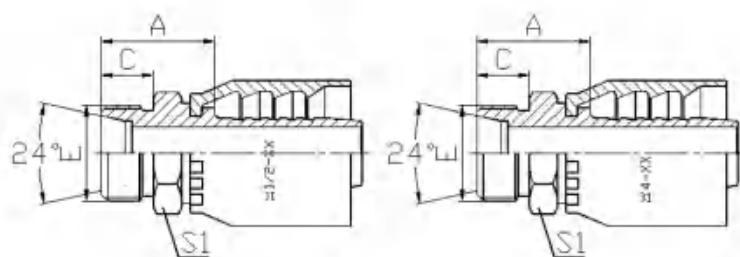
注: 1.尺寸A中"/"前尺寸适用于编织软管,"/"后尺寸适用于缠绕软管。2.所有一体式接头都镀 Cr3+ 锌。3.编织芯适用于软管FC686、FC687、GH663、GH793、GH781,缠绕芯适用于软管2755、GH506。

Note:1.The dimension before"/" for A is suitable for braided hose, and the dimension after"/" for A is suitable for spiral hose。2.The plating for one piece hose fitting is zinc with Cr3+。3.The compatible hose for braided nipple:FC686、FC687、GH663、GH793、GH781,and for spiral nipple:2755、GH506。

注: 当材料代号为碳钢时, 则不标注材料代号, 为不锈钢材料时, 标注SS, 如SS20291Y-XX

Note: When the material code is carbon steel, the material code is not marked. When it is stainless steel, SS is marked, such as SS20291Y-XX

一体式接头 One piece hose fitting



10411Y

公制外螺纹24° 内锥面轻系列

METRIC MALE 24° CONE SEAL L.T.DIN 3853

代号PART NO.		螺纹 E THREAD E	胶管 HOSE BORE		管子外径 TUBE O.D.	尺寸 DIMENSIONS		
编织 BRAIDED	缠绕 SPIRAL		公称内径 DN	标号 DASH		A	C	S1
10411Y-12-04Z	-	M12X1.5	6	04	6	20.5	10	12
10411Y-14-04Z	-	M14X1.5	6	04	8	20.5	10	14
10411Y-14-05Z	-	M14X1.5	8	05	8	21.5	10	14
10411Y-16-04Z	-	M16X1.5	6	04	10	22.5	11	17
10411Y-16-05Z	-	M16X1.5	8	05	10	22.5	11	17
10411Y-16-06Z	10412Y-16-06Z	M16X1.5	10	06	10	22.5	11	17
10411Y-18-05Z	-	M18X1.5	8	05	12	23.5	11	19
10411Y-18-06Z	10412Y-18-06Z	M18X1.5	10	06	12	22.5	11	19
10411Y-22-06Z	10412Y-22-06Z	M22X1.5	10	06	15	24.5	12	24
10411Y-22-08Z	10412Y-22-08Z	M22X1.5	12	08	15	26	12	24
10411Y-26-08Z	10412Y-26-08Z	M26X1.5	12	08	18	26.5	12	27
10411Y-26-10Z	10412Y-26-10Z	M26X1.5	16	10	18	26.5	12	27
10411Y-27-10Z	10412Y-27-10Z	M27X1.5	16	10	18	29.5	14	30
10411Y-30-10Z	10412Y-30-10Z	M30X2	16	10	22	29.5	14	32
10411Y-30-12Z	10412Y-30-12Z	M30X2	20	12	22	30	14	32
10411Y-36-16Z	10412Y-36-16Z	M36X2	25	16	28	31.5	14	38
10411Y-45-20Z	10412Y-45-20Z	M45X2	32	20	35	37/39.1	16	46
10411Y-52-24Z	10412Y-52-24Z	M52X2	40	24	42	38/41	16	55

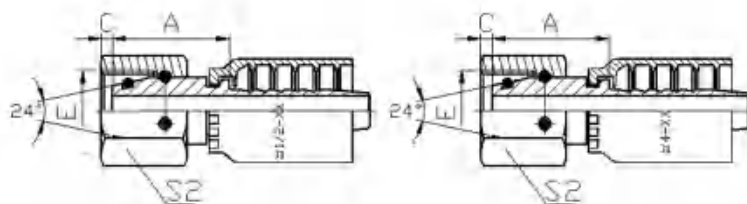
注: 1.尺寸A中"/"前尺寸适用于编织软管,"/"后尺寸适用于缠绕软管。2.所有一体式接头都镀Cr3+锌。3.编织芯适用于软管FC686、FC687、GH663、GH793、GH781,缠绕芯适用于软管2755、GH506。

Note:1.The dimension before "/" for A is suitable for braided hose, and the dimension after "/" for A is suitable for wire spiral hose. 2.The plating for one piece hose fitting is zinc with Cr3+ 。3.The compatible hose for braided nipple:FC686、FC687、GH663、GH793、GH781,and for spiral nipple:2755、GH506。

注: 当材料代号为碳钢时, 则不标注材料代号, 为不锈钢材料时, 标注SS, 如SS10411Y-XX

Note: When the material code is carbon steel, the material code is not marked. When it is stainless steel, SS is marked, such as SS10411Y-XX

一体式接头 One piece hose fitting



20411Y

公制内螺纹24° 锥带O形圈轻系列
METRIC FEMALE 24° CONE O-RING L.T.
ISO 12151-2--DIN3865

代号PART NO.		螺纹 E THREAD E	胶管 HOSE BORE		管子外径 TUBE O.D.	O形圈 O RING	尺寸 DIMENSIONS		
编织 BRAIDED	缠绕 SPIRAL		公称内径 DN	标号 DASH			A	C	S1
20411Y-12-04WZ	-	M12X1.5	6	04	6	O04.5X1.5	22.5	1.4	17
20411Y-14-04WZ	-	M14X1.5	6	04	8	O06.5X1.5	22.5	1.6	17
20411Y-14-06WZ	20412Y-14-06WZ	M14X1.5	10	06	8	O06.5X1.5	23	1.6	17
20411Y-16-04TZ	-	M16X1.5	6	04	10	O08.0X1.5	23	2	19
20411Y-16-05WZ	-	M16X1.5	8	05	10	O08.0X1.5	23	2	19
20411Y-16-06WZ	20412Y-16-06WZ	M16X1.5	10	06	10	O08.0X1.5	23	2	19
20411Y-18-05TZ	-	M18X1.5	8	05	12	O10.0X1.5	24.5	1.5	22
20411Y-18-06TZ	20412Y-18-06TZ	M18X1.5	10	06	12	O10.0X1.5	27.5	1.5	22
20411Y-18-08WZ	20412Y-18-08WZ	M18X1.5	12	08	12	O10.0X1.5	25	1.5	22
20411Y-22-05TZ	-	M22X1.5	8	05	15	O12.0X2.0	26.5	3	27
20411Y-22-06TZ	20412Y-22-06TZ	M22X1.5	10	06	15	O12.0X2.0	26.5	3	27
20411Y-22-08TZ	20412Y-22-08TZ	M22X1.5	12	08	15	O12.0X2.0	29	3	27
20411Y-26-10TZ	20412Y-26-10TZ	M26X1.5	16	10	18	O15.0X2.0	30	2	32
20411Y-26-12WZ	20412Y-26-12WZ	M26X1.5	20	12	18	O15.0X2.0	28	2	32
20411Y-30-10TZ	20412Y-30-10TZ	M30X2	16	10	22	O20.0X2.0	31	4	36
20411Y-30-12TZ	20412Y-30-12TZ	M30X2	20	12	22	O20.0X2.0	34	4	36
20411Y-36-12TZ	20412Y-36-12TZ	M36X2	20	12	28	O26.0X2.0	33	4.5	41
20411Y-45-16TZ	20412Y-45-16TZ	M45X2	25	16	35	O32.0X2.5	37	4	50
20411Y-45-20TZ	20412Y-45-20TZ	M45X2	32	20	35	O32.0X2.5	37.5/39.6	4	50
20411Y-52-20TZ	20412Y-52-20TZ	M52X2	32	20	42	O38.0X2.5	38.5/40.6	4	60
20411Y-52-24TZ	20412Y-52-24TZ	M52X2	40	24	42	O38.0X2.5	38.5/41.5	4	60

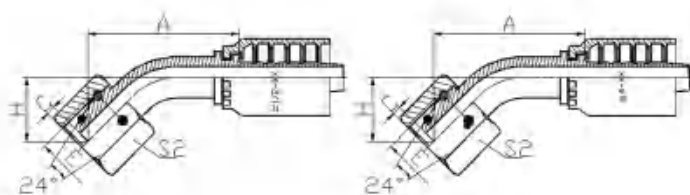
注: 1.尺寸A中"/"前尺寸适用于编织软管,"/"后尺寸适用于缠绕软管。2.所有一体式接头都镀 Cr3+ 锌。3.编织芯适用于软管FC686、FC687、GH663、GH793、GH781,缠绕芯适用于软管2755、GH506。

Note: 1.The dimension before "/" for A is suitable for braided hose, and the dimension after "/" for A is suitable for spiral hose. 2.The plating for one piece hose fitting is zinc with Cr3+ . 3.The compatible hose for braided nipple:FC686、FC687、GH663、GH793、GH781,and for spiral nipple:2755、GH506.

注: 当材料代号为碳钢时, 则不标注材料代号, 为不锈钢材料时, 标注SS, 如SS20411Y-XX

Note: When the material code is carbon steel, the material code is not marked. When it is stainless steel, SS is marked, such as SS20411Y-XX

一体式接头 One piece hose fitting



20441Y

45° 公制内螺纹24° 锥带O形圈轻系列
 45° METRIC FEMALE 24° CONE O-RING L.T.
 ISO 12151-2--DIN3865

代号PART NO.		螺 纹 E THREAD E	胶管 HOSE BORE		管子外径 TUBE O.D.	O 形圈 O RING	尺 寸 DIMENSIONS			
编织 BRAIDED	缠绕 SPIRAL		公称内径 DN	标号 DASH			A	C	H	S2
20441Y-14-04WZ	-	M14X1.5	6	04	8	O06.5X1.5	38.1	1.6	16	17
20441Y-16-04TZ	-	M16X1.5	6	04	10	O08.0X1.5	38.1	2	16	19
20441Y-16-05WZ	-	M16X1.5	8	05	10	O08.0X1.5	40.3	2	17	19
20441Y-16-06WZ	20442Y-16-06WZ	M16X1.5	10	06	10	O08.0X1.5	40.3	2	17	19
20441Y-18-05TZ	-	M18X1.5	8	05	12	O10.0X1.5	40.3	1.5	17	22
20441Y-18-06TZ	20442Y-18-06TZ	M18X1.5	10	06	12	O10.0X1.5	45	1.5	18.5	22
20441Y-22-05TZ	-	M22X1.5	8	05	15	O12.0X2.0	40.9	3	18	27
20441Y-22-06TZ	20442Y-22-06TZ	M22X1.5	10	06	15	O12.0X2.0	42	3	18	27
20441Y-22-08TZ	20442Y-22-08TZ	M22X1.5	12	08	15	O12.0X2.0	48.8	3	20	27
20441Y-26-08TZ	20442Y-26-08TZ	M26X1.5	12	08	18	O15.0X2.0	47.3	2	21	32
20441Y-26-10TZ	20442Y-26-10TZ	M26X1.5	16	10	18	O15.0X2.0	58	2	23.5	32
20441Y-26-12WZ	20442Y-26-12WZ	M26X1.5	20	12	18	O15.0X2.0	61.4	2	24.6	32
20441Y-30-10TZ	20442Y-30-10TZ	M30X2	16	10	22	O20.0X2.0	56.4	4	24.1	36
20441Y-30-12TZ	20442Y-30-12TZ	M30X2	20	12	22	O20.0X2.0	63.2	4	25.6	36
20441Y-36-12TZ	20442Y-36-12TZ	M36X2	20	12	28	O26.0X2.0	61.5	4.5	25.6	41
20441Y-45-20TZ	20442Y-45-20TZ	M45X2	32	20	35	O32.0X2.5	88.7/90.8	4	39.1	50
20441Y-52-20TZ	20442Y-52-20TZ	M52X2	32	20	42	O38.0X2.5	90.3/92.4	4	39.8	60
20441Y-52-24TZ	20442Y-52-24TZ	M52X2	40	24	42	O38.0X2.5	114.5/117.5	4	43.7	60

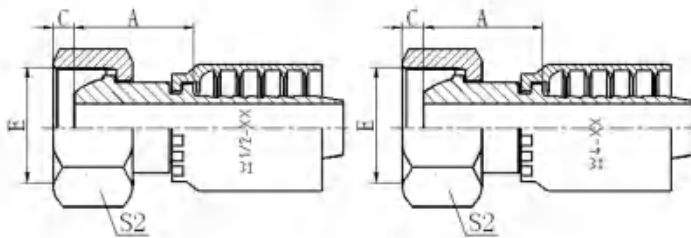
注: 1.尺寸A中"/"前尺寸适用于编织软管,"/后尺寸适用于缠绕软管。 2.所有一体式接头都镀 Cr3+ 锌。 3.编织芯适用于软管FC686、FC687、GH663、GH793、GH781,缠绕芯适用于软管2755、GH506。

Note: 1. The dimension before "/" for A is suitable for braided hose, and the dimension after "/" for A is suitable for spiral hose. 2. The plating for one piece hose fitting is zinc with Cr3+. 3. The compatible hose for braided nipple: FC686、FC687、GH663、GH793、GH781, and for spiral nipple: 2755、GH506.

注: 当材料代号为碳钢时, 则不标注材料代号, 为不锈钢材料时, 标注SS, 如SS20441Y-XX

Note: When the material code is carbon steel, the material code is not marked. When it is stainless steel, SS is marked, such as SS20441Y-XX

一体式接头 One piece hose fitting



20411CY

公制内螺纹24° 球面轻系列
METRIC FEMALE MUISEAL L.T.DIN3868

代号PART NO.		螺纹 E THREAD E	胶管 HOSE BORE		管子外径 TUBE O.D.	尺寸 DIMENSIONS		
编织 BRAIDED	缠绕 SPIRAL		公称内径 DN	标号 DASH		A	C	S1
20411CY-12-04Z	-	M12X1.5	6	04	6	19.5	3.5	17
20411CY-14-04Z	-	M14X1.5	6	04	8	20.5	3.5	19
20411CY-16-04TZ	-	M16X1.5	6	04	10	20.5	3.5	19
20411CY-16-05Z	-	M16X1.5	8	05	10	21	3.5	22
20411CY-16-06Z	20412CY-16-06Z	M16X1.5	10	06	10	21	3.5	22
20411CY-18-06TZ	20412CY-18-06TZ	M18X1.5	10	06	12	23.5	3	22
20411CY-22-06TZ	20412CY-22-06TZ	M22X1.5	10	06	15	23.5	4.5	27
20411CY-22-08TZ	20412CY-22-08TZ	M22X1.5	12	08	15	24.5	4.5	27
20411CY-26-10TZ	20412CY-26-10TZ	M26X1.5	16	10	18	26.5	4	32
20411CY-30-10TZ	20412CY-30-10TZ	M30X2	16	10	22	26.5	7	36
20411CY-30-12TZ	20412CY-30-12TZ	M30X2	20	12	22	27.5	7	36
20411CY-36-16Z	20412CY-36-16Z	M36X2	25	16	28	29	6.5	41
20411CY-45-20TZ	20412CY-45-20TZ	M45X2	32	20	35	33/35.1	7	55
20411CY-52-24TZ	20412CY-52-24TZ	M52X2	40	24	42	34/37	8	60

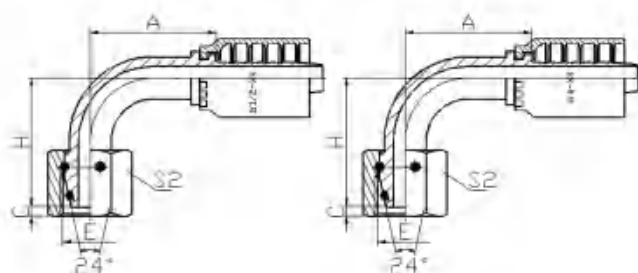
注: 1.尺寸A中"/"前尺寸适用于编织软管,"/"后尺寸适用于缠绕软管。 2.所有一体式接头都镀 Cr3+ 锌。 3.编织芯适用于软管FC686、FC687、GH663、GH793、GH781,缠绕芯适用于软管2755、GH506。

Note:1.The dimension before "/" for A is suitable for braided hose, and the dimension after "/" for A is suitable for spiral hose。 2.The plating for one piece hose fitting is zinc with Cr3+ 。 3.The compatible hose for braided nipple:FC686、FC687、GH663、GH793、GH781,and for spiral nipple:2755、GH506。

注: 当材料代号为碳钢时, 则不标注材料代号, 为不锈钢材料时, 标注SS, 如SS20411CY-XX

Note: When the material code is carbon steel, the material code is not marked. When it is stainless steel, SS is marked, such as SS20411CY-XX

一体式接头 One piece hose fitting



20491Y

90° 公制内螺纹24° 锥带O形圈轻系列
 90° METRIC FEMALE 24° CONE O-RING L.T.
 ISO 12151-2--DIN3865

代号PART NO.		螺 纹 E THREAD E	胶管 HOSE BORE		管子外径 TUBE O.D.	O 形圈 O RING	尺 寸 DIMENSIONS			
编织 BRAIDED	缠绕SPIRAL		公称内径 DN	标号 DASH			A	C	H	S2
20491Y-12-04WZ	-	M12X1.5	6	04	6	O04.5X1.5	27	1.4	30	17
20491Y-14-04WZ	-	M14X1.5	6	04	8	O06.5X1.5	30	1.6	30.5	17
20491Y-16-04TZ	-	M16X1.5	6	04	10	O08.0X1.5	30	2	30.5	19
20491Y-16-05WZ	-	M16X1.5	8	05	10	O08.0X1.5	33	2	33	19
20491Y-16-06WZ	20492Y-16-06WZ	M16X1.5	10	06	10	O08.0X1.5	35	2	33	19
20491Y-18-05TZ	-	M18X1.5	8	05	12	O10.0X1.5	33	1.5	33.5	22
20491Y-18-06TZ	20492Y-18-06TZ	M18X1.5	10	06	12	O10.0X1.5	37	1.5	36	22
20491Y-22-06TZ	20492Y-22-06TZ	M22X1.5	10	06	15	O12.0X2.0	34.5	3	36	27
20491Y-22-08TZ	20492Y-22-08TZ	M22X1.5	12	08	15	O12.0X2.0	42	3	41.5	27
20491Y-26-08TZ	20492Y-26-08TZ	M26X1.5	12	08	18	O15.0X2.0	39.5	2	42.9	32
20491Y-26-10TZ	20492Y-26-10TZ	M26X1.5	16	10	18	O15.0X2.0	51.2	2	51.5	32
20491Y-26-12WZ	20492Y-26-12WZ	M26X1.5	20	12	18	O15.0X2.0	55.5	2	51.5	32
20491Y-30-10TZ	20492Y-30-10TZ	M30X2	16	10	22	O20.0X2.0	49	4	51.5	36
20491Y-30-12TZ	20492Y-30-12TZ	M30X2	20	12	22	O20.0X2.0	57	4	56	36
20491Y-36-12TZ	20492Y-36-12TZ	M36X2	20	12	28	O26.0X2.0	55.3	4.5	56	41
20491Y-45-16TZ	20492Y-45-16TZ	M45X2	25	16	35	O32.0X2.5	71	4	69.5	50
20491Y-45-20TZ	20492Y-45-20TZ	M45X2	32	20	35	O32.0X2.5	81.5/83.6	4	86	50
20491Y-52-20TZ	20492Y-52-20TZ	M52X2	32	20	42	O38.0X2.5	83/85.1	4	87	60
20491Y-52-24TZ	20492Y-52-24TZ	M52X2	40	24	42	O38.0X2.5	109.4/112.4	4	100.5	60

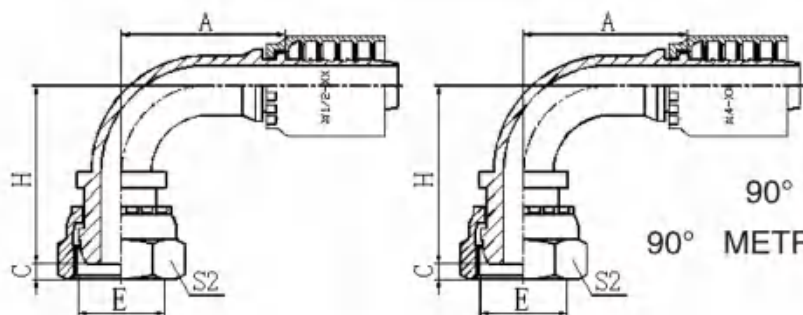
注: 1.尺寸A中"/"前尺寸适用于编织软管,"/"后尺寸适用于缠绕软管。 2.所有一体式接头都镀 Cr3+ 锌。3.编织芯适用于软管FC686、FC687、GH663、GH793、GH781,缠绕芯适用于软管2755、GH506。

Note:1.The dimension before"/" for A is suitable for braided hose, and the dimension after "/" for A is suitable for spiral hose. 2.The plating for one piece hose fitting is zinc with Cr3+ . 3.The compatible hose for braided nipple:FC686、FC687、GH663、GH793、GH781,and for spiral nipple:2755、GH506.

注: 当材料代号为碳钢时, 则不标注材料代号, 为不锈钢材料时, 标注SS, 如SS20491Y-XX

Note: When the material code is carbon steel, the material code is not marked. When it is stainless steel, SS is marked, such as SS20491Y-XX

一体式接头 One piece hose fitting



20491CY

90° 公制内螺纹24° 球面轻系列 DIN 3868

90° METRIC FEMALE 24° MULTISEAL L.T.DIN 3868

代号PART NO.		螺纹 E THREAD E	胶管 HOSE BORE		管子外径 TUBE O.D	尺寸 DIMENSIONS			
编织 BRAIDED	缠绕 SPIRAL		公称内径 DN	标号 DASH		A	C	H	S2
20491CY-14-04Z	-	M14X1.5	6	04	8	30	3.5	28.5	19
20491CY-16-04TZ	-	M16X1.5	6	04	10	30	3.5	29	19
20491CY-16-05Z	-	M16X1.5	8	05	10	33	3.5	32	22
20491CY-16-06Z	20492CY-16-06Z	M16X1.5	10	06	10	35	3.5	32	22
20491CY-18-06TZ	20492CY-18-06TZ	M18X1.5	10	06	12	37	3	35	22
20491CY-22-08TZ	20492CY-22-08TZ	M22X1.5	12	08	15	42	4.5	42	27
20491CY-26-10TZ	20492CY-26-10TZ	M26X1.5	16	10	18	51.2	4	51.5	32
20491CY-30-12TZ	20492CY-30-12TZ	M30X2	20	12	22	57	7	55.5	36
20491CY-36-12TZ	20492CY-36-12TZ	M36X2	20	12	28	55.3	6.5	55.5	41

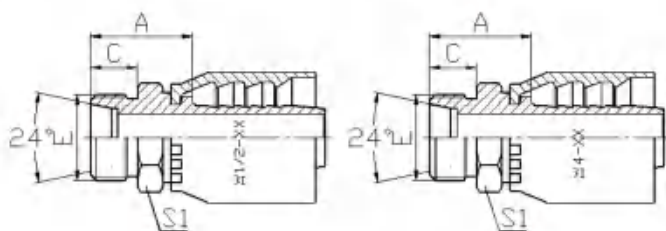
注: 1.尺寸A中"/"前尺寸适用于编织软管,"/"后尺寸适用于缠绕软管。 2.所有一体式接头都镀 Cr3+ 锌。 3.编织芯适用于软管FC686、FC687、GH663、GH793、GH781,缠绕芯适用于软管2755、GH506。

Note:1.The dimension before "/" for A is suitable for braided hose, and the dimension after "/" for A is suitable for spiral hose. 2.The plating for one piece hose fitting is zinc with Cr3+ 。 3.The compatible hose for braided nipple:FC686、FC687、GH663、GH793、GH781,and for spiral nipple:2755、GH506。

注: 当材料代号为碳钢时, 则不标注材料代号, 为不锈钢材料时, 标注SS, 如SS20491CY-XX

Note: When the material code is carbon steel, the material code is not marked. When it is stainless steel, SS is marked, such as SS20491CY-XX

一体式接头 One piece hose fitting



10511Y

公制外螺纹24° 内锥面重系列
METRIC MALE 24° CONE SEAL H.T.DIN3853

代号PART NO.		螺纹 E THREAD E	胶管 HOSE BORE		管子外径 TUBE O.D	尺寸 DIMENSIONS			
编织 BRAIDED	缠绕 SPIRAL		公称内径 DN	标号 DASH		A	C	S1	
10511Y-14-04Z	-	M14X1.5	6	04	6	24.5	12	14	
10511Y-16-04Z	-	M16X1.5	6	04	8	26.5	12	17	
10511Y-18-04Z	-	M18X1.5	6	04	10	26.5	12	19	
10511Y-20-05Z	-	M20X1.5	8	05	12	27	12	22	
10511Y-20-06Z	10512Y-20-06Z	M20X1.5	10	06	12	26.5	12	22	
10511Y-22-05Z	-	M22X1.5	8	05	14	30.5	14	24	
10511Y-22-06Z	10512Y-22-06Z	M22X1.5	10	06	14	30.5	14	24	
10511Y-22-08Z	10512Y-22-08Z	M22X1.5	12	08	14	31	14	24	
10511Y-24-08Z	10512Y-24-08Z	M24X1.5	12	08	16	31.5	14	27	
10511Y-30-10Z	10512Y-30-10Z	M30X2	16	10	20	34.5	16	32	
10511Y-30-12Z	10512Y-30-12Z	M30X2	20	12	20	36	16	32	
10511Y-36-12Z	10512Y-36-12Z	M36X2	20	12	25	40.5	18	41	
10511Y-36-16Z	10512Y-36-16Z	M36X2	25	16	25	41.5	18	38	
10511Y-42-16Z	10512Y-42-16Z	M42X2	25	16	30	44	20	46	
10511Y-42-20Z	10512Y-42-20Z	M42X2	32	20	30	45/47.1	20	46	
10511Y-52-20Z	10512Y-52-20Z	M52X2	32	20	38	50/52.1	22	55	

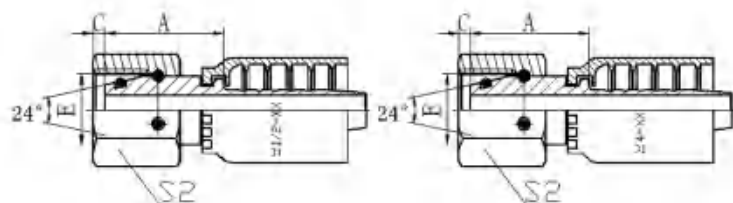
注: 1.尺寸A中"/"前尺寸适用于编织软管,"/"后尺寸适用于缠绕软管。2.所有一体式接头都镀 Cr3+ 锌。3.编织芯适用于软管FC686、FC687、GH663、GH793、GH781,缠绕芯适用于软管2755、GH506。

Note:1.The dimension before "/" for A is suitable for braided hose, and the dimension after "/" for A is suitable for spiral hose。2.The plating for one piece hose fitting is zinc with Cr3+。3.The compatible hose for braided nipple:FC686、FC687、GH663、GH793、GH781,and for spiral nipple:2755、GH506。

注: 当材料代号为碳钢时, 则不标注材料代号, 为不锈钢材料时, 标注SS, 如SS10511Y-XX

Note: When the material code is carbon steel, the material code is not marked. When it is stainless steel, SS is marked, such as SS10511Y-XX

一体式接头 One piece hose fitting



20511Y

公制内螺纹24° 锥带O形圈重系列

METRIC FEMALE 24°

CONE O-RING H.T.DIN3865

代号PART NO.		螺纹 E THREAD E	胶管 HOSE BORE		管子外径 TUBE O.D	O 形圈 O RING	尺寸 DIMENSIONS		
编织 BRAIDED	缠绕 SPIRAL		公称内径 DN	标号 DASH			A	C	S2
20511Y-14-04WZ	-	M14X1.5	6	04	6	O04.5X1.5	22.5	1.1	17
20511Y-16-04TZ	-	M16X1.5	6	04	8	O06.5X1.5	23	1.5	19
20511Y-16-05WZ	-	M16X1.5	8	05	8	O06.5X1.5	23	1.5	19
20511Y-18-04TZ	-	M18X1.5	6	04	10	O08.0X1.5	25.5	1.5	22
20511Y-18-06TZ	20512Y-18-06TZ	M18X1.5	10	06	10	O08.0X1.5	27.5	1.5	22
20511Y-20-06TZ	20512Y-20-06TZ	M20X1.5	10	06	12	O10.0X1.5	28.5	2.5	24
20511Y-20-08WZ	20512Y-20-08WZ	M20X1.5	12	08	12	O10.0X1.5	25.5	2.5	24
20511Y-22-06TZ	20512Y-22-06TZ	M22X1.5	10	06	14	O11.0X2.0	26.5	2.5	27
20511Y-22-08TZ	20512Y-22-08TZ	M22X1.5	12	08	14	O11.0X2.0	29	2.5	27
20511Y-24-06TZ	20512Y-24-06TZ	M24X1.5	10	06	16	O13.0X2.0	27	3	30
20511Y-24-08TZ	20512Y-24-08TZ	M24X1.5	12	08	16	O13.0X2.0	27.5	3	30
20511Y-30-10TZ	20512Y-30-10TZ	M30X2	16	10	20	O16.3X2.4	33	2.5	36
20511Y-30-12TZ	20512Y-30-12TZ	M30X2	20	12	20	O16.3X2.4	34	2.5	36
20511Y-36-12TZ	20512Y-36-12TZ	M36X2	20	12	25	O20.3X2.4	35	3	46
20511Y-42-12TZ	20512Y-42-12TZ	M42X2	20	12	30	O25.3X2.4	37.5	4	50
20511Y-42-16TZ	20512Y-42-16TZ	M42X2	25	16	30	O25.3X2.4	38.5	4	50
20511Y-52-20TZ	20512Y-52-20TZ	M52X2	32	20	38	O33.3X2.4	41.5/43.6	4.5	60
20511Y-52-24TZ	20511Y-52-24TZ	M52X2	40	24	38	O33.3X2.4	41.5/44.5	4.5	60

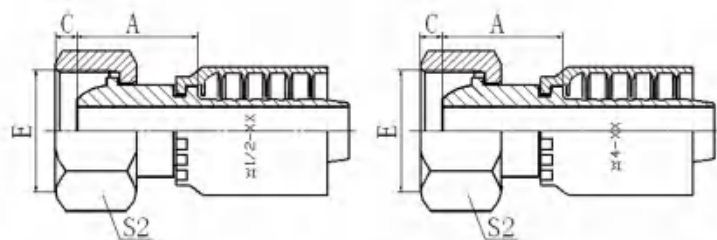
注: 1.尺寸A中"/"前尺寸适用于编织软管,"/"后尺寸适用于缠绕软管。 2.所有一体式接头都镀 Cr3+锌。 3.编织芯适用于软管FC686、FC687、GH663、GH793、GH781,缠绕芯适用于软管2755、GH506。

Note:1.The dimension before "/" for A is suitable for braided hose, and the dimension after "/" for A is suitable for spiral hose. 2.The plating for one piece hose fitting is zinc with Cr3+ . 3.The compatible hose for braided nipple:FC686、FC687、GH663、GH793、GH781,and for spiral nipple:2755、GH506。

注: 当材料代号为碳钢时, 则不标注材料代号, 为不锈钢材料时, 标注SS, 如SS20511Y-XX

Note: When the material code is carbon steel, the material code is not marked. When it is stainless steel, SS is marked, such as SS20511Y-XX

一体式接头 One piece hose fitting



20511CY

公制内螺纹24° 球面重系列
METRIC FEMALE 24° MUISEAL H.T.DIN3868

代号PART NO.		螺 纹 E THREAD E	胶 管 HOSE BORE		管子外径 TUBE O.D.	尺 寸 DIMENSIONS		
编织 BRAIDED	缠绕SPIRAL		公称内径 DN	标号 DASH		A	C	S2
20511CY-18-04TZ	-	M18X1.5	6	04	10	21	3	22
20511CY-20-05TZ	-	M20X1.5	8	05	12	21.5	4.5	24
20511CY-20-06TZ	20512CY-20-06TZ	M20X1.5	10	06	12	21.5	4.5	24
20511CY-22-06TZ	20512CY-22-06TZ	M22X1.5	10	06	14	21.5	4.5	27
20511CY-24-08TZ	20512CY-24-08TZ	M24X1.5	12	08	16	23	5	30
20511CY-30-10TZ	20512CY-30-10TZ	M30X2	16	10	20	26.5	7	36
20511CY-36-12TZ	20512CY-36-12TZ	M36X2	20	12	25	27	6.5	41
20511CY-42-16TZ	20512CY-42-16TZ	M42X2	25	16	30	29.5	9	50
20511CY-52-20TZ	20512CY-52-20TZ	M52X2	32	20	38	34/36.1	8	60

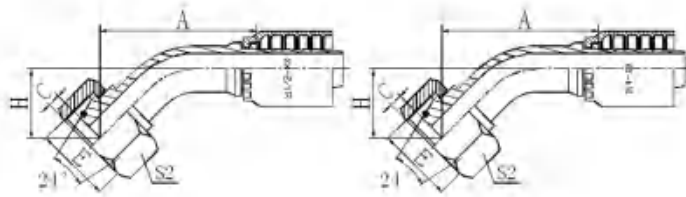
注: 1.尺寸A中"/"前尺寸适用于编织软管,"/"后尺寸适用于缠绕软管。 2.所有一体式接头都镀 Cr3+ 锌。 3.编织芯适用于软管FC686、FC687、GH663、GH793、GH781,缠绕芯适用于软管2755、GH506。

Note:1.The dimension before "/" for A is suitable for braided hose, and the dimension after "/" for A is suitable for spiral hose. 2.The plating for one piece hose fitting is zinc with Cr3+ 。 3.The compatible hose for braided nipple:FC686、FC687、GH663、GH793、GH781,and for spiral nipple:2755、GH506。

注: 当材料代号为碳钢时, 则不标注材料代号, 为不锈钢材料时, 标注SS, 如SS20511CY-XX

Note: When the material code is carbon steel, the material code is not marked. When it is stainless steel, SS is marked, such as SS20511CY-XX

一体式接头 One piece hose fitting



20541Y

45° 公制内螺纹24° 锥带O形圈重系列
45° METRIC FEMALE 24°
CONE O-RING H.T.DIN3865

代号PART NO.		螺纹 E THREAD E	胶管 HOSE BORE		管子外径 TUBE O.D.	O 形圈 O RING	尺寸 DIMENSIONS			
编织 BRAIDED	缠绕 SPIRAL		公称内径 DN	标号 DASH			A	C	H	S2
20541Y-14-04WZ	-	M16X1.5	6	04	6	O04.5X1.5	38.1	1.1	16	17
20541Y-16-04TZ	-	M16X1.5	6	04	8	O06.5X1.5	38.4	1.5	16.3	19
20541Y-16-05WZ	-	M16X1.5	8	05	8	O06.5X1.5	38.4	1.5	16.3	19
20541Y-18-04TZ	-	M18X1.5	6	04	10	O08.0X1.5	39.1	1.5	17	22
20541Y-18-06TZ	20542Y-18-06TZ	M18X1.5	10	06	10	O08.0X1.5	43.8	1.5	17.3	22
20541Y-20-06TZ	20542Y-20-06TZ	M20X1.5	10	06	12	O10.0X1.5	42.5	2.5	18.5	24
20541Y-20-08WZ	20542Y-20-08WZ	M20X1.5	12	08	12	O10.0X1.5	44.8	2.5	19	24
20541Y-22-06TZ	20542Y-22-06TZ	M22X1.5	10	06	14	O11.0X2.0	42	2.5	18	27
20541Y-22-08TZ	20542Y-22-08TZ	M22X1.5	12	08	14	O11.0X2.0	49.6	2.5	20.7	27
20541Y-24-08TZ	20542Y-24-08TZ	M24X1.5	12	08	16	O13.0X2.0	47.3	3	21	30
20541Y-24-10WZ	20542Y-24-10WZ	M24X1.5	16	10	16	O13.0X2.0	49.7	3	22.9	30
20541Y-30-10TZ	20542Y-30-10TZ	M30X2	16	10	20	O16.3X2.4	57.3	2.5	25	36
20541Y-30-12TZ	20542Y-30-12TZ	M30X2	20	12	20	O16.3X2.4	65.8	2.5	26.7	36
20541Y-36-12TZ	20542Y-36-12TZ	M36X2	20	12	25	O20.3X2.4	67.1	3	30.5	46
20541Y-42-16TZ	20542Y-42-16TZ	M42X2	25	16	30	O25.3X2.4	81	4	35.5	50
20541Y-52-20TZ	20542Y-52-20TZ	M52X2	32	20	38	O33.3X2.4	94.2/96.3	4.5	39.4	60
20541Y-52-24TZ	20542Y-52-24TZ	M52X2	40	24	38	O33.3X2.4	114.1/117.1	4.5	43.4	60

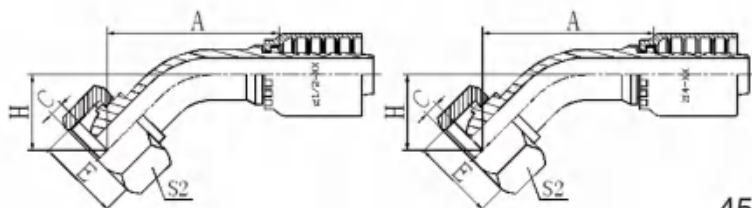
注: 1.尺寸A中"/"前尺寸适用于编织软管,"/"后尺寸适用于缠绕软管。2.所有一体式接头都镀 Cr3+ 锌。3.编织芯适用于软管FC686、FC687、GH663、GH793、GH781,缠绕芯适用于软管2755、GH506。

Note: 1.The dimension before "/" for A is suitable for braided hose, and the dimension after "/" for A is suitable for spiral hose. 2.The plating for one piece hose fitting is zinc with Cr3+ . 3.The compatible hose for braided nipple:FC686、FC687、GH663、GH793、GH781,and for spiral nipple:2755、GH506.

注: 当材料代号为碳钢时, 则不标注材料代号, 为不锈钢材料时, 标注SS, 如SS20541Y-XX

Note: When the material code is carbon steel, the material code is not marked. When it is stainless steel, SS is marked, such as SS20541Y-XX

一体式接头 One piece hose fitting



20541CY

45° 公制内螺纹24° 球面系列 DIN 3868

45° METRIC FEMALE MUISEAL H.T.DIN 3868

代号PART NO.		螺 纹 E THREAD E	胶 管 HOSE BORE		管子外径 TUBE O.D	尺 寸 DIMENSIONS			
编织 BRAIDED	缠绕SPIRAL		公称内径 DN	标号 DASH		A	C	H	S2
20541CY-16-04TZ	-	M16X1.5	6	04	8	37.4	3.5	15.3	19
20541CY-18-04TZ	-	M18X1.5	6	04	10	38.1	3	16	22
20541CY-20-06TZ	20542CY-20-06TZ	M20X1.5	10	06	12	41.6	4.5	17.6	24
20541CY-24-08TZ	20542CY-24-08TZ	M24X1.5	12	08	16	47.7	5	21.5	30

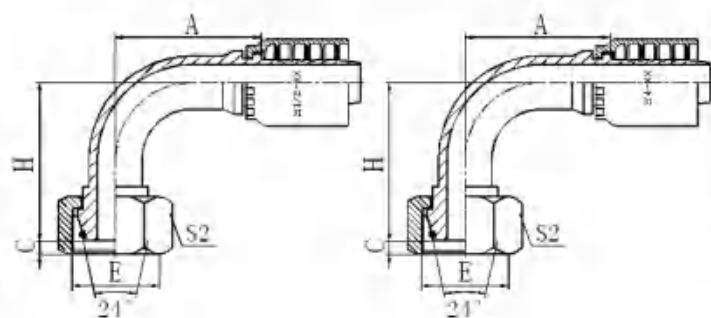
注: 1.尺寸A中"/"前尺寸适用于编织软管,"/"后尺寸适用于缠绕软管。 2.所有一体式接头都镀 Cr3+锌。 3.编织芯适用于软管FC686、FC687、GH663、GH793、GH781,缠绕芯适用于软管2755、GH506。

Note:1.The dimension before"/" for A is suitable for braided hose, and the dimension after "/" for A is suitable for spiral hose。 2.The plating for one piece hose fitting is zinc with Cr3+ 。 3.The compatible hose for braided nipple:FC686、FC687、GH663、GH793、GH781,and for spiral nipple:2755、GH506。

注: 当材料代号为碳钢时, 则不标注材料代号, 为不锈钢材料时, 标注SS, 如SS20541CY-XX

Note: When the material code is carbon steel, the material code is not marked. When it is stainless steel, SS is marked, such as SS20541CY-XX

一体式接头 One piece hose fitting



20591Y

90° 公制内螺纹24° 锥带O形圈重系列
90° METRIC FEMALE 24° CONE O-RING H.T.
ISO 12151-2--DIN3865

代号PART NO.		螺纹 E THREAD E	胶管 HOSE BORE		管子外径 TUBE O.D.	O 形圈 O RING	尺寸 DIMENSIONS			
编织 BRAIDED	缠绕 SPIRAL		公称内径 DN	标号 DASH			A	C	H	S2
20591Y-14-04WZ	-	M16X1.5	6	04	6	O04.5X1.5	30	1.1	30.5	17
20591Y-16-04TZ	-	M16X1.5	6	04	8	O06.5X1.5	30	1.5	31	19
20591Y-16-05WZ	-	M16X1.5	8	05	8	O06.5X1.5	30	1.5	31	19
20591Y-18-05TZ	-	M18X1.5	8	05	10	O08.0X1.5	33	1.5	33.5	22
20591Y-18-06TZ	20592Y-18-06TZ	M18X1.5	10	06	10	O08.0X1.5	37	1.5	35	22
20591Y-20-06TZ	20592Y-20-06TZ	M20X1.5	10	06	12	O10.0X1.5	34.5	2.5	35.5	24
20591Y-20-08WZ	20592Y-20-08WZ	M20X1.5	12	08	12	O10.0X1.5	37.5	2.5	36.5	24
20591Y-22-06TZ	20592Y-22-06TZ	M22X1.5	10	06	14	O11.0X2.0	34.5	2.5	36	27
20591Y-22-08TZ	20592Y-22-08TZ	M22X1.5	12	08	14	O11.0X2.0	42	2.5	42.5	27
20591Y-24-08TZ	20592Y-24-08TZ	M24X1.5	12	08	16	O13.0X2.0	39.5	3	43	30
20591Y-24-10WZ	20592Y-24-10WZ	M24X1.5	16	10	16	O13.0X2.0	45	3	45.5	30
20591Y-30-10TZ	20592Y-30-10TZ	M30X2	16	10	20	O16.3X2.4	49	2.5	49.5	36
20591Y-30-12TZ	20592Y-30-12TZ	M30X2	20	12	20	O16.3X2.4	55.8	2.5	54.5	36
20591Y-36-12TZ	20592Y-36-12TZ	M36X2	20	12	25	O20.3X2.4	56	3	59	46
20591Y-42-16TZ	20592Y-42-16TZ	M42X2	25	16	30	O25.3X2.4	71	4	70	50
20591Y-52-20TZ	20592Y-52-20TZ	M52X2	32	20	38	O33.3X2.4	83/85.1	4.5	86.5	60
20591Y-52-24TZ	20592Y-52-24TZ	M52X2	40	24	38	O33.3X2.4	109.4/112.4	4.5	100	60

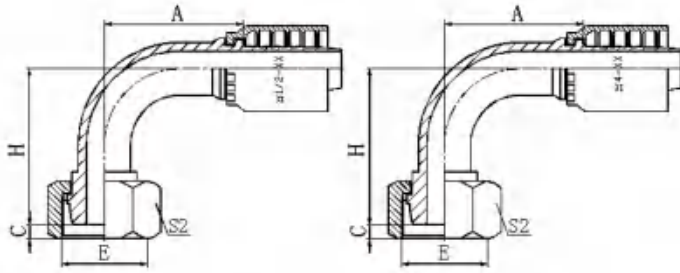
注: 1.尺寸A中"/"前尺寸适用于编织软管,"/"后尺寸适用于缠绕软管。2.所有一体式接头都镀 Cr3+ 锌。3.编织芯适用于软管FC686、FC687、GH663、GH793、GH781,缠绕芯适用于软管2755、GH506。

Note:1.The dimension before "/" for A is suitable for braided hose, and the dimension after "/" for A is suitable for spiral hose。2.The plating for one piece hose fitting is zinc with Cr3+。3.The compatible hose for braided nipple:FC686、FC687、GH663、GH793、GH781,and for spiral nipple:2755、GH506。

注: 当材料代号为碳钢时, 则不标注材料代号, 为不锈钢材料时, 标注SS, 如SS20591Y-XX

Note: When the material code is carbon steel, the material code is not marked. When it is stainless steel, SS is marked, such as SS20591Y-XX

一体式接头 One piece hose fitting



20591CY

90° 公制内螺纹24° 球面重系列DIN3868
90° METRIC FEMALE MUISEAL H.T.DIN 3868

代号PART NO.		螺纹 E THREAD E	胶管 HOSE BORE		管子外径 TUBE O.D.	尺寸 DIMENSIONS			
编织 BRAIDED	缠绕 SPIRAL		公称内径 DN	标号 DASH		A	C	H	S2
20591CY-16-04TZ	-	M16X1.5	6	04	8	30	3.5	29.5	19
20591CY-18-04TZ	-	M18X1.5	6	04	10	30	3	30.5	22
20591CY-20-05TZ	-	M20X1.5	8	05	12	33	4.5	34	24
20591CY-20-06TZ	20592CY-20-06TZ	M20X1.5	10	06	12	34.5	4.5	35.5	24
20591CY-22-06TZ	20592CY-22-06TZ	M22X1.5	10	06	14	34.5	4.5	36	27
20591CY-24-08TZ	20592CY-24-08TZ	M24X1.5	12	08	16	39.5	5	43.5	30
20591CY-30-10TZ	20592CY-30-10TZ	M30X2	16	10	20	49	7	50.5	36
20591CY-36-12TZ	20592CY-36-12TZ	M36X2	20	12	25	56	6.5	55.5	41
20591CY-42-16TZ	20592CY-42-16TZ	M42X2	25	16	30	71	9	68.4	50
20591CY-52-20TZ	20592CY-52-20TZ	M52X2	32	20	38	83/85.1	8	87.5	60

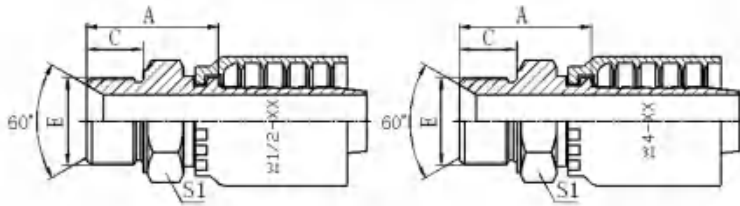
注: 1.尺寸A中"/"前尺寸适用于编织软管,"/"后尺寸适用于缠绕软管。 2.所有一体式接头都镀 Cr3+锌。 3.编织芯适用于软管FC686、FC687、GH663、GH793、GH781,缠绕芯适用于软管2755、GH506。

Note:1.The dimension before "/" for A is suitable for braided hose, and the dimension after "/" for A is suitable for spiral hose. 2.The plating for one piece hose fitting is zinc with Cr3+. 3.The compatible hose for braided nipple:FC686、FC687、GH663、GH793、GH781,and for spiral nipple:2755、GH506。

注: 当材料代号为碳钢时, 则不标注材料代号, 为不锈钢材料时, 标注SS, 如SS20591CY-XX

Note: When the material code is carbon steel, the material code is not marked. When it is stainless steel, SS is marked, such as SS20591CY-XX

一体式接头 One piece hose fitting



10611Y

公制外螺纹60° 内锥面
METRIC MALE 60° CONE SEAL

代号PART NO.		螺 纹 E THREAD E	胶 管 HOSE BORE		尺 寸 DIMENSIONS		
编织 BRAIDED	缠绕SPIRAL		公称内径 DN	标号DASH	A	C	S1
10611Y-14-04Z	-	M14X1.5	6	04	23.5	11	19
10611Y-14-06Z	10612Y-14-06Z	M14X1.5	10	06	25	11	19
10611Y-16-04Z	-	M16X1.5	6	04	27.5	12	22
10611Y-16-05Z	-	M16X1.5	8	05	27.5	12	22
10611Y-18-06Z	10612Y-18-06Z	M18X1.5	10	06	27.5	12	24
10611Y-22-06Z	10612Y-22-06Z	M22X1.5	10	06	30.5	14	27
10611Y-22-08Z	10612Y-22-08Z	M22X1.5	12	08	31	14	27
10611Y-24-10Z	10612Y-24-10Z	M24X1.5	16	10	35	14	30
10611Y-26-10Z	10612Y-26-10Z	M26X1.5	16	10	34.5	16	32
10611Y-27-10DZ	10612Y-27-10DZ	M27X1.5	16	10	34.5	16	32
10611Y-27-10Z	10612Y-27-10Z	M27X2	16	10	37	18	32
10611Y-30-12DZ	10612Y-30-12DZ	M30X1.5	20	12	38	18	36
10611Y-30-12Z	10612Y-30-12Z	M30X2	20	12	38	18	36
10611Y-33-16Z	10612Y-33-16Z	M33X2	25	16	43	20	46
10611Y-42-20Z	10612Y-42-20Z	M42X2	32	20	46/48.1	20	50
10611Y-45-20Z	10612Y-45-20Z	M45X2	32	20	46/48.1	20	55
10611Y-48-24Z	10612Y-48-24Z	M48X2	40	24	46/49	20	55
10611Y-52-24Z	10612Y-52-24Z	M52X2	40	24	46/49	20	60

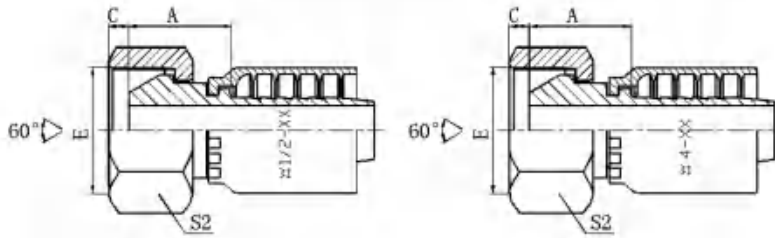
注: 1.尺寸A中"/"前尺寸适用于编织软管,"/"后尺寸适用于缠绕软管。 2.所有一体式接头都镀 Cr3+ 锌。 3.编织芯适用于软管FC686、FC687、GH663、GH793、GH781,缠绕芯适用于软管2755、GH506。

Note:1.The dimension before "/" for A is suitable for braided hose, and the dimension after "/" for A is suitable for spiral hose. 2.The plating for one piece hose fitting is zinc with Cr3+ . 3.The compatible hose for braided nipple:FC686、FC687、GH663、GH793、GH781,and for spiral nipple:2755、GH506.

注: 当材料代号为碳钢时, 则不标注材料代号, 为不锈钢材料时, 标注SS, 如SS10611Y-XX

Note: When the material code is carbon steel, the material code is not marked. When it is stainless steel, SS is marked, such as SS10611Y-XX

一体式接头 One piece hose fitting



20611Y

公制内螺纹60° 外锥面
METRIC FEMALE 60° CONE

代号PART NO.		螺纹 E THREAD E	胶管 HOSE BORE		尺寸 DIMENSIONS		
编织 BRAIDED	缠绕 SPIRAL		公称内径 DN	标号 DASH	A	C	S1
20611Y-14-04Z	-	M14X1.5	6	04	18	5.5	19
20611Y-16-05Z	-	M16X1.5	8	05	18.5	5.5	22
20611Y-16-06Z	20612Y-16-06Z	M16X1.5	10	06	19	5.5	22
20611Y-18-06Z	20612Y-18-06Z	M18X1.5	10	06	20	5.5	24
20611Y-20-08Z	20612Y-20-08Z	M20X1.5	12	08	22	6.5	27
20611Y-22-08Z	20612Y-22-08Z	M22X1.5	12	08	22.5	6	27
20611Y-24-10Z	20612Y-24-10Z	M24X1.5	16	10	24.5	6.5	30
20611Y-26-10Z	20612Y-26-10Z	M26X1.5	16	10	24.5	6	32
20611Y-27-10DTZ	20612Y-27-10DTZ	M27X1.5	16	10	25.5	6	32
20611Y-27-10TZ	20612Y-27-10TZ	M27X2	16	10	23.5	6	32
20611Y-30-10DZ	20612Y-30-10DZ	M30X1.5	16	10	26.5	6	36
20611Y-30-12DZ	20612Y-30-12DZ	M30X1.5	20	12	26.5	6	36
20611Y-30-12Z	20612Y-30-12Z	M30X2	20	12	26.5	6	36
20611Y-36-16Z	20612Y-36-16Z	M36X2	25	16	30	6.5	41
20611Y-39-16TZ	20612Y-39-16TZ	M39X2	25	16	30	6.5	46
20611Y-45-20TZ	20612Y-45-20TZ	M45X2	32	20	31/33.1	8.5	55
20611Y-52-24TZ	20612Y-52-24TZ	M52X2	40	24	32/35	10	60

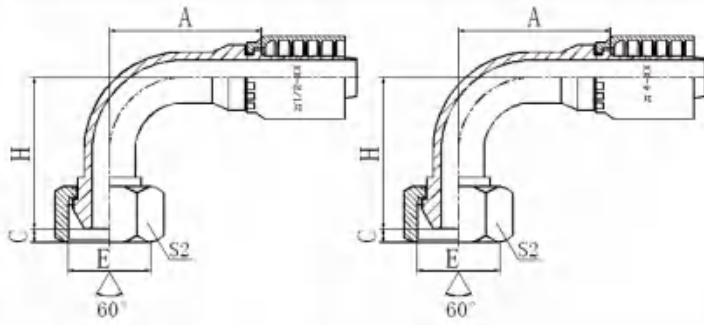
注: 1.尺寸A中"/"前尺寸适用于编织软管,"/"后尺寸适用于缠绕软管。 2.所有一体式接头都镀 Cr3+ 锌。 3.编织芯适用于软管FC686、FC687、GH663、GH793、GH781,缠绕芯适用于软管2755、GH506。

Note: 1.The dimension before "/" for A is suitable for braided hose, and the dimension after "/" for A is suitable for spiral hose. 2.The plating for one piece hose fitting is zinc with Cr3+ . 3.The compatible hose for braided nipple:FC686、FC687、GH663、GH793、GH781,and for spiral nipple:2755、GH506.

注: 当材料代号为碳钢时, 则不标注材料代号, 为不锈钢材料时, 标注SS, 如SS20611Y-XX

Note: When the material code is carbon steel, the material code is not marked. When it is stainless steel, SS is marked, such as SS20611Y-XX

一体式接头 One piece hose fitting



20691Y

90° 公制内螺纹60° 外锥面
90° METRIC FEMALE 60° CONE

代号PART NO.		螺 纹 E THREAD E	胶 管 HOSE BORE		尺 寸 DIMENSIONS			
编织 BRAIDED	缠绕SPIRAL		公称内径 DN	标号DASH	A	C	H	S1
20691Y-14-04Z	-	M14X1.5	6	04	30	5.5	37	19
20691Y-16-05Z	-	M16X1.5	8	05	33	5.5	40.5	22
20691Y-18-06Z	20692Y-18-06Z	M18X1.5	10	06	35.3	5.5	43.8	24
20691Y-22-08Z	20692Y-22-08Z	M22X1.5	12	08	41	6	52	27
20691Y-27-10DTZ	20692Y-27-10DTZ	M27X1.5	16	10	56	6	55	32
20691Y-30-12DZ	20692Y-30-12DZ	M30X1.5	20	12	66.2	6	68.5	36
20691Y-36-16Z	20692Y-36-16Z	M36X2	25	16	78	6.5	76.5	41
20691Y-39-16TZ	20692Y-39-16TZ	M39X2	25	16	76.7	6.5	74	46
20691Y-45-20TZ	20692Y-45-20TZ	M45X2	32	20	91.5/93.6	8.5	85	55
20691Y-52-24TZ	20692Y-52-24TZ	M52X2	40	24	109.4/112.4	10	99	60

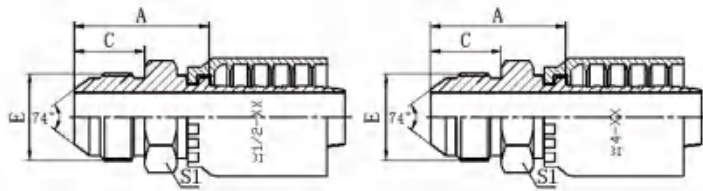
注: 1.尺寸A中"/"前尺寸适用于编织软管,"/"后尺寸适用于缠绕软管。2.所有一体式接头都镀 Cr3+锌。3.编织芯适用于软管FC686、FC687、GH663、GH793、GH781,缠绕芯适用于软管2755、GH506。

Note:1.The dimension before "/" for A is suitable for braided hose, and the dimension after "/" for A is suitable for spiral hose。2.The plating for one piece hose fitting is zinc with Cr3+ 。3.The compatible hose for braided nipple:FC686、FC687、GH663、GH793、GH781,and for spiral nipple:2755、GH506。

注: 当材料代号为碳钢时, 则不标注材料代号, 为不锈钢材料时, 标注SS, 如SS20691Y-XX

Note: When the material code is carbon steel, the material code is not marked. When it is stainless steel, SS is marked, such as SS20691Y-XX.

一体式接头 One piece hose fitting



10711Y

国标公制外螺纹74° 外锥面
GB METRIC MALE 74° CONE

代号PART NO.		螺 纹 E THREAD E	胶 管 HOSE BORE		尺 寸 DIMENSIONS		
编织 BRAIDED	缠绕SPIRAL		公称内径 DN	标号DASH	A	C	S1
10711Y-14-04Z	-	M14X1.5	6	04	29.5	17	17
10711Y-14-06Z	10712Y-14-06Z	M14X1.5	10	06	30.5	18	17
10711Y-16-05Z	-	M16X1.5	8	05	30.5	18	17
10711Y-16-06Z	10712Y-16-06Z	M16X1.5	10	06	30.5	18	17
10711Y-18-06Z	10712Y-18-06Z	M18X1.5	10	06	30.5	18	19
10711Y-22-08Z	10712Y-22-08Z	M22X1.5	12	08	35	19.5	24
10711Y-24-08Z	10712Y-24-08Z	M24X1.5	12	08	35.5	20	27
10711Y-27-10Z	10712Y-27-10Z	M27X1.5	16	10	38	20	30
10711Y-30-12Z	10712Y-30-12Z	M30X1.5	20	12	42.5	23	32
10711Y-30-12EZ	10712Y-30-12EZ	M30X2	20	12	45.5	26	32
10711Y-33-12Z	10712Y-33-12Z	M33X2	20	12	46	26	36
10711Y-39-16Z	10712Y-39-16Z	M39X2	25	16	48	27.5	41
10711Y-42-20Z	10712Y-42-20Z	M42X2	32	20	52/54.1	28.5	46
10711Y-45-20Z	10712Y-45-20Z	M45X2	32	20	52/54.1	28.5	46

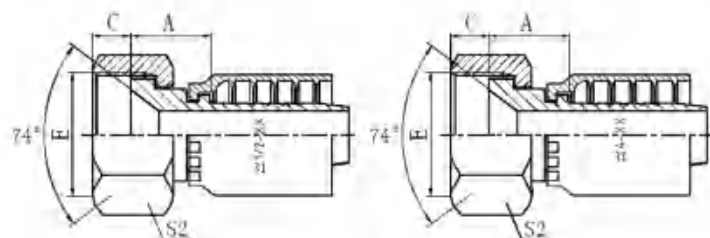
注: 1.尺寸A中"/"前尺寸适用于编织软管,"/"后尺寸适用于缠绕软管。 2.所有一体式接头都镀 Cr3+锌。 3.编织芯适用于软管FC686、FC687、GH663、GH793、GH781,缠绕芯适用于软管2755、GH506。

Note:1.The dimension before "/" for A is suitable for braided hose, and the dimension after "/" for A is suitable for spiral hose. 2.The plating for one piece hose fitting is zinc with Cr3+ 。 3.The compatible hose for braided nipple:FC686、FC687、GH663、GH793、GH781,and for spiral nipple:2755、GH506。

注: 当材料代号为碳钢时, 则不标注材料代号, 为不锈钢材料时, 标注SS, 如SS10711Y-XX

Note: When the material code is carbon steel, the material code is not marked. When it is stainless steel, SS is marked, such as SS10711Y-XX

一体式接头 One piece hose fitting



20711Y

国标公制内螺纹74° 内锥面
GB METRIC FEMALE 74° CONE SEAL

代号PART NO.		螺纹 E THREAD E	胶管 HOSE BORE		尺寸 DIMENSIONS		
编织 BRAIDED	缠绕 SPIRAL		公称内径 DN	标号 DASH	A	C	S2
20711Y-12-04Z	-	M12X1.5	6	04	14.5	10	17
20711Y-14-04Z	-	M14X1.5	6	04	15.5	8.5	19
20711Y-14-05Z	-	M14X1.5	8	05	15.5	8.5	19
20711Y-14-06Z	20712Y-14-06Z	M14X1.5	10	06	15	8.5	19
20711Y-16-04Z	-	M16X1.5	6	04	16.5	8	22
20711Y-16-05Z	-	M16X1.5	8	05	16	8	22
20711Y-16-06Z	20712Y-16-06Z	M16X1.5	10	06	16	8	22
20711Y-18-05TZ	-	M18X1.5	8	05	16	8	22
20711Y-18-06Z	20712Y-18-06Z	M18X1.5	10	06	17.5	10	24
20711Y-20-06TZ	20712Y-20-06TZ	M20X1.5	10	06	16	10	24
20711Y-20-08Z	20712Y-20-08Z	M20X1.5	12	08	18.5	10	27
20711Y-22-06TZ	20712Y-22-06TZ	M22X1.5	10	06	16	10	27
20711Y-22-08Z	20712Y-22-08Z	M22X1.5	12	08	18.5	10	27
20711Y-22-10Z	20712Y-22-10Z	M22X1.5	16	10	19	10	27
20711Y-24-08TZ	20712Y-24-08TZ	M24X1.5	12	08	17.5	11	30
20711Y-27-08TZ	20712Y-27-08TZ	M27X1.5	12	08	18.5	11	32
20711Y-27-10TZ	20712Y-27-10TZ	M27X1.5	16	10	19.5	11	32
20711Y-27-12Z	20712Y-27-12Z	M27X1.5	20	12	21.5	11	32
20711Y-30-10TZ	20712Y-30-10TZ	M30X1.5	16	10	18	11	36
20711Y-30-12Z	20712Y-30-12Z	M30X1.5	20	12	21.5	11	36
20711Y-33-10TZ	20712Y-33-10TZ	M33X2	16	10	19.5	13	41
20711Y-33-12TZ	20712Y-33-12TZ	M33X2	20	12	20	13	41
20711Y-36-12TZ	20712Y-36-12TZ	M36X2	20	12	20	14	41
20711Y-36-16Z	20712Y-36-16Z	M36X2	25	16	22.5	14	41
20711Y-39-16TZ	20712Y-39-16TZ	M39X2	25	16	23.5	14	46
20711Y-42-16TZ	20712Y-42-16TZ	M42X2	25	16	23.5	15	50
20711Y-42-20Z	20712Y-42-20Z	M42X2	32	20	26/28.1	15	50
20711Y-45-20TZ	20712Y-45-20TZ	M45X2	32	20	25/27.1	15	55
20711Y-52-24TZ	20712Y-52-24TZ	M52X2	40	24	25/28	17	60

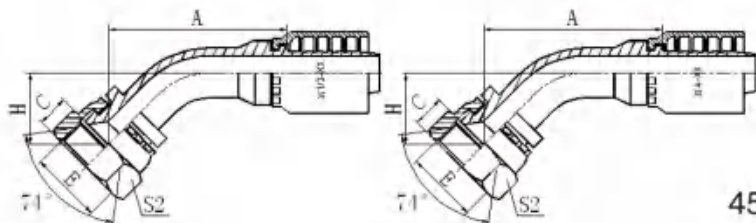
注: 1.尺寸A中"/"前尺寸适用于编织软管,"/"后尺寸适用于缠绕软管。2.所有一体式接头都镀 Cr3+锌。3.编织芯适用于软管FC686、FC687、GH663、GH793、GH781,缠绕芯适用于软管2755、GH506。

Note:1.The dimension before "/" for A is suitable for braided hose, and the dimension after "/" for A is suitable for spiral hose. 2.The plating for one piece hose fitting is zinc with Cr3+ . 3.The compatible hose for braided nipple:FC686、FC687、GH663、GH793、GH781,and for spiral nipple:2755、GH506.

注: 当材料代号为碳钢时, 则不标注材料代号, 为不锈钢材料时, 标注SS, 如SS20711Y-XX

Note: When the material code is carbon steel, the material code is not marked. When it is stainless steel, SS is marked, such as SS20711Y-XX.

一体式接头 One piece hose fitting



20741Y

45° 国标公制内螺纹74° 内锥面

45° GB METRIC FEMALE 74° CONE SEAL

代号PART NO.		螺纹 E THREAD E	胶管 HOSE BORE		尺寸 DIMENSIONS			
编织 BRAIDED	缠绕 SPIRAL		公称内径 DN	标号 DASH	A	C	H	S2
20741Y-14-04Z	-	M14X1.5	6	04	40.5	8.5	18.5	19
20741Y-16-05Z	-	M16X1.5	8	05	43.4	8	20	22
20741Y-18-06Z	20742Y-18-06Z	M18X1.5	10	06	45.7	10	21.4	24
20741Y-22-08Z	20742Y-22-08Z	M22X1.5	12	08	58.9	10	24	27
20741Y-27-10Z	20742Y-27-10Z	M27X1.5	16	10	70.7	11	26.4	32
20741Y-30-12Z	20742Y-30-12Z	M30X1.5	20	12	77.4	11	30	36
20741Y-33-12Z	20742Y-33-12Z	M33X2	20	12	77.4	13	30	41
20741Y-33-16Z	20742Y-33-16Z	M33X2	25	16	85	13	30.8	41
20741Y-36-16Z	20742Y-36-16Z	M36X2	25	16	85.7	14	31.5	41
20741Y-39-16Z	20742Y-39-16Z	M39X2	25	16	87	14	31.8	46
20741Y-45-20WZ	20742Y-45-20WZ	M45X2	32	20	100.2/102.3	15	39.4	55
20741Y-52-24WZ	20742Y-52-24WZ	M52X2	40	24	115.3/118.3	17	40.9	60

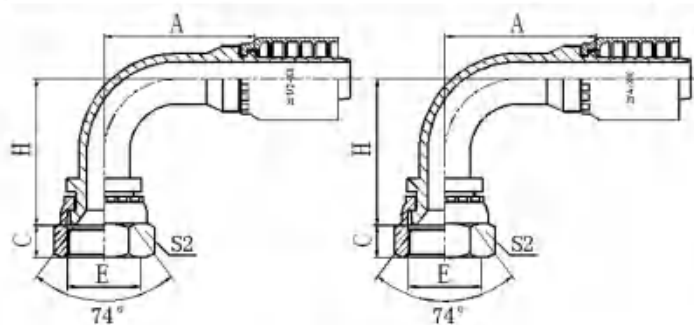
注: 1.尺寸A中"/"前尺寸适用于编织软管,"/"后尺寸适用于缠绕软管。 2.所有一体式接头都镀 Cr3+锌。 3.编织芯适用于软管FC686、FC687、GH663、GH793、GH781,缠绕芯适用于软管2755、GH506。

Note:1.The dimension before"/" for A is suitable for braided hose, and the dimension after"/" for A is suitable for spiral hose。 2.The plating for one piece hose fitting is zinc with Cr3+ 。 3.The compatible hose for braided nipple:FC686、FC687、GH663、GH793、GH781,and for spiral nipple:2755、GH506。

注: 当材料代号为碳钢时, 则不标注材料代号, 为不锈钢材料时, 标注SS, 如SS20741Y-XX

Note: When the material code is carbon steel, the material code is not marked. When it is stainless steel, SS is marked. such as SS20741Y-XX

一体式接头 One piece hose fitting



20791Y

90° 国标公制内螺纹74° 内锥面
90° GB METRIC FEMALE 74° CONE SEAL

代号PART NO.		螺纹 E THREAD E	胶管 HOSE BORE		尺寸 DIMENSIONS			
编织 BRAIDED	缠绕 SPIRAL		公称内径 DN	标号 DASH	A	C	H	S2
20791Y-12-04CZ	-	M12X1.25	6	04	30	9	33.5	17
20791Y-12-04Z	-	M12X1.5	6	04	30	10	33.5	17
20791Y-14-04Z	-	M14X1.5	6	04	30	8.5	34	19
20791Y-16-04Z	-	M16X1.5	6	04	30	8	35	22
20791Y-16-05Z	-	M16X1.5	8	05	33	8	38	22
20791Y-18-06Z	20792Y-18-06Z	M18X1.5	10	06	35.3	10	41.3	24
20791Y-22-08Z	20792Y-22-08Z	M22X1.5	12	08	41	10	48	27
20791Y-22-10Z	20792Y-22-10Z	M22X1.5	16	10	56	10	52.5	27
20791Y-27-10Z	20792Y-27-10Z	M27X1.5	16	10	56	11	54	32
20791Y-30-12Z	20792Y-30-12Z	M30X1.5	20	12	66.2	11	63.5	36
20791Y-33-12Z	20792Y-33-12Z	M33X2	20	12	65.5	13	63.5	41
20791Y-33-16Z	20792Y-33-16Z	M33X2	25	16	76.7	13	69	41
20791Y-36-12Z	20792Y-36-12Z	M36X2	20	12	65.5	14	63.5	41
20791Y-39-16Z	20792Y-39-16Z	M39X2	25	16	78	14	70.5	46
20791Y-45-20WZ	20792Y-45-20WZ	M45X2	32	20	91.5/93.6	15	86.5	55
20791Y-52-20WZ	20792Y-52-20WZ	M52X2	32	20	93/95.1	17	83.3	60
20791Y-52-24WZ	20792Y-52-24WZ	M52X2	40	24	109.4/112.4	17	100.3	60

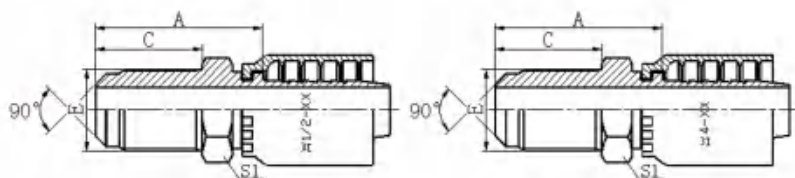
注: 1.尺寸A中"/"前尺寸适用于编织软管,"/"后尺寸适用于缠绕软管。 2.所有一体式接头都镀 Cr3+ 锌。 3.编织芯适用于软管FC686、FC687、GH663、GH793、GH781,缠绕芯适用于软管2755、GH506。

Note: 1.The dimension before "/" for A is suitable for braided hose, and the dimension after "/" for A is suitable for spiral hose. 2.The plating for one piece hose fitting is zinc with Cr3+ . 3.The compatible hose for braided nipple:FC686、FC687、GH663、GH793、GH781,and for spiral nipple:2755、GH506.

注: 当材料代号为碳钢时, 则不标注材料代号, 为不锈钢材料时, 标注SS, 如SS20791Y-XX

Note: When the material code is carbon steel, the material code is not marked. When it is stainless steel, SS is marked, such as SS20791Y-XX.

一体式接头 One piece hose fitting



10811LY
公制外螺纹90° 外锥面
METRIC MALE 90° CONE

代号PART NO.		螺纹 E THREAD E	胶管 HOSE BORE		尺寸 DIMENSIONS			
编织 BRAIDED	缠绕 SPIRAL		公称内径 DN	标号 DASH	A	C	H	S2
10811LY-12-04Z	-	M12X1.5	6	04	46	34	17	17
10811LY-12-04AZ	-	M12X1	6	04	44.5	32.5	17	17
10811LY-14-04Z	-	M14X1.5	6	04	46	34	17	19
10811LY-14-06Z	10812LY-14-06Z	M14X1.5	10	06	46.5	34	17	19
10811LY-16-04Z	-	M16X1.5	6	04	46.5	34	19	22
10811LY-16-06Z	10812LY-16-06Z	M16X1.5	10	06	46.5	34	22	22
10811LY-20-06Z	10812LY-20-06Z	M20X1.5	10	6	57	40	27	27
10811LY-20-08Z	10812LY-20-08Z	M20X1.5	12	08	57.5	40	27	27
10811LY-22-08Z	10812LY-22-08Z	M22X1.5	12	08	62.5	45	27	27

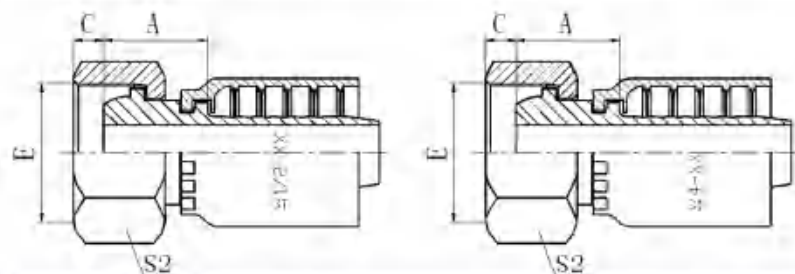
注: 1.尺寸A中"/"前尺寸适用于编织软管,"/"后尺寸适用于缠绕软管。 2.所有一体式接头都镀 Cr3+ 锌。 3.编织芯适用于软管FC686、FC687、GH663、GH793、GH781,缠绕芯适用于软管2755、GH506。 4.如需带锁母订货,则请在代号后加"LN"。

Note:1.The dimension before "/" for A is suitable for braided hose, and the dimension after "/" for A is suitable for spiral hose。 2.The plating for one piece hose fitting is zinc with Cr3+ 。 3.The compatible hose for braided nipple:FC686、FC687、GH663、GH793、GH781,and for spiral nipple:2755、GH506。 4.In case if you are interested to order the adapter with lock nut, please insert suffix"LN" after our part NO.。

注: 当材料代号为碳钢时, 则不标注材料代号, 为不锈钢材料时, 标注SS, 如SS10811LY-XX

Note: When the material code is carbon steel, the material code is not marked. When it is stainless steel, SS is marked, such as SS10811LY-XX

一体式接头 One piece hose fitting



20111Y 公制内螺纹球面 METRIC FEMALE MUISEAL

代号PART NO		螺纹 E THREAD E	胶管 HOSE BORE		尺寸 DIMENSIONS		
编织 BRAIDED	缠绕 SPIRAL		公称内径 DN	标号 DASH	A	C	S2
20111Y-10-04Z	-	M10X1	6	04	18	2.5	14
20111Y-12-04Z	-	M12X1.5	6	04	18.5	4	17
20111Y-12-05Z	-	M12X1.5	8	05	18.5	4	17
20111Y-14-04Z	-	M14X1.5	6	04	19.5	4.5	19
20111Y-14-05Z	-	M14X1.5	8	05	19.5	4.5	19
20111Y-16-04Z	-	M16X1.5	6	04	19.5	4.5	22
20111Y-16-05Z	-	M16X1.5	8	05	20	4.5	22
20111Y-16-06Z	20112Y-16-06Z	M16X1.5	10	06	20	4.5	22
20111Y-18-05TZ	-	M18X1.5	8	05	21.5	4	24
20111Y-18-06Z	20112Y-18-06Z	M18X1.5	10	06	21.5	4	24
20111Y-18-08Z	20112Y-18-08Z	M18X1.5	12	08	22	4	24
20111Y-20-06TZ	20112Y-20-06TZ	M20X1.5	10	06	20.5	5.5	24
20111Y-20-08Z	20112Y-20-08Z	M20X1.5	12	08	23	5.5	27
20111Y-22-06TZ	20112Y-22-06TZ	M22X1.5	10	06	21	5	27
20111Y-22-08Z	20112Y-22-08Z	M22X1.5	12	08	23.5	5	27
20111Y-22-10Z	20112Y-22-10Z	M22X1.5	16	10	24.5	5	27
20111Y-24-08TZ	20112Y-24-08TZ	M24X1.5	12	08	22	5.5	30
20111Y-24-10Z	20112Y-24-10Z	M24X1.5	16	10	25.5	5	30
20111Y-27-08DTZ	20112Y-27-08DTZ	M27X1.5	12	08	23	5.5	32
20111Y-27-10DTZ	20112Y-27-10DTZ	M27X1.5	16	10	26	5.5	32
20111Y-27-12DZ	20112Y-27-12DZ	M27X1.5	20	12	26	5.5	32
20111Y-27-10TZ	20112Y-27-10TZ	M27X2	16	10	24	7	32
20111Y-30-12DZ	20112Y-30-12DZ	M30X1.5	20	12	26.5	6	36
20111Y-30-12Z	20112Y-30-12Z	M30X2	20	12	26.5	7	36
20111Y-36-12TZ	20112Y-36-12TZ	M36X2	20	12	26	7	41
20111Y-39-16TZ	20112Y-39-16TZ	M39X2	25	16	29.5	7	46
20111Y-42-16TZ	20112Y-42-16TZ	M42X2	25	16	30	8.5	50
20111Y-45-20TZ	20112Y-45-20TZ	M45X2	32	20	31.5/33.6	8.5	55
20111Y-52-20TZ	20112Y-52-20TZ	M52X2	32	20	33/35.1	9	60
20111Y-52-24TZ	20112Y-52-24TZ	M52X2	40	24	33/36	9	60
20111Y-64-32TZ	20112Y-64-32TZ	M64X2	50	32	35/38.4	14	75

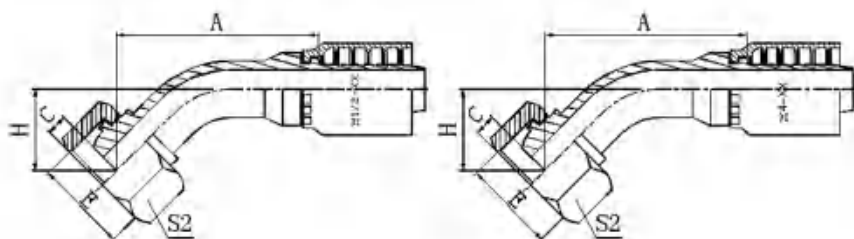
注: 1.尺寸A中"/"前尺寸适用于编织软管,"/"后尺寸适用于缠绕软管。2.所有一体式接头都镀 Cr3+ 锌。3.编织芯适用于软管FC686、FC687、GH663、GH793、GH781,缠绕芯适用于软管2755、GH506。

Note:1.The dimension before "/" for A is suitable for braided hose, and the dimension after "/" for A is suitable for spiral hose. 2.The plating for one piece hose fitting is zinc with Cr3+ . 3.The compatible hose for braided nipple:FC686、FC687、GH663、GH793、GH781,and for spiral nipple:2755、GH506。

注: 当材料代号为碳钢时, 则不标注材料代号, 为不锈钢材料时, 标注SS, 如SS20111Y-XX

Note: When the material code is carbon steel, the material code is not marked. When it is stainless steel, SS is marked, such as SS20111Y-XX

一体式接头 One piece hose fitting



20141Y

45° 公制内螺纹球面

45° METRIC FEMALE MUISEAL

代号PART NO.		螺纹 E THREAD E	胶管 HOSE BORE		尺寸 DIMENSIONS			
编织 BRAIDED	缠绕 SPIRAL		公称内径 DN	标号 DASH	A	C	H	S2
20141Y-10-04Z	-	M10X1	6	04	43.2	2.5	21.5	14
20141Y-12-04Z	-	M12X1.5	6	04	43	4	20.9	17
20141Y-14-04Z	-	M14X1.5	6	04	43.4	4.5	21.3	19
20141Y-14-05Z	-	M14X1.5	8	05	45.5	4.5	22.2	19
20141Y-16-04Z	-	M16X1.5	6	04	43.7	4.5	21.6	22
20141Y-16-05Z	-	M16X1.5	8	05	45.8	4.5	22.5	22
20141Y-16-06Z	20142Y-16-06Z	M16X1.5	10	06	47.4	4.5	23.2	22
20141Y-18-05TZ	-	M18X1.5	8	05	46.8	4	22.6	24
20141Y-18-06Z	20142Y-18-06Z	M18X1.5	10	06	48.5	4	24.2	24
20141Y-18-08Z	20142Y-18-08Z	M18X1.5	12	08	52.2	4	25.7	24
20141Y-20-06TZ	20142Y-20-06TZ	M20X1.5	10	06	47.4	5.5	23.2	27
20141Y-20-08Z	20142Y-20-08Z	M20X1.5	12	08	45	5.5	18.3	27
20141Y-22-06TZ	20142Y-22-06TZ	M22X1.5	10	06	58.4	5	25.7	27
20141Y-22-08Z	20142Y-22-08Z	M22X1.5	12	08	62.5	5	27.5	27
20141Y-24-08TZ	20142Y-24-08TZ	M24X1.5	12	08	61.1	5.5	26.1	30
20141Y-24-10Z	20142Y-24-10Z	M24X1.5	16	10	75.4	5	29.6	30
20141Y-27-10DTZ	20142Y-27-10DTZ	M27X1.5	16	10	74.4	5.5	29.6	32
20141Y-27-10TZ	20142Y-27-10TZ	M27X2	16	10	72.1	5.5	27.8	32
20141Y-30-12DZ	20142Y-30-12DZ	M30X1.5	20	12	80.9	6	33.5	36
20141Y-30-12Z	20142Y-30-12Z	M30X2	20	12	81.7	6	33.6	36
20141Y-39-16TZ	20142Y-39-16TZ	M39X2	25	16	89.5	7	34	46
20141Y-45-20TZ	20142Y-45-20TZ	M45X2	32	20	99/101.2	8.5	38.4	55
20141Y-52-24TZ	20142Y-52-24TZ	M52X2	40	24	114/117	9	43.4	60

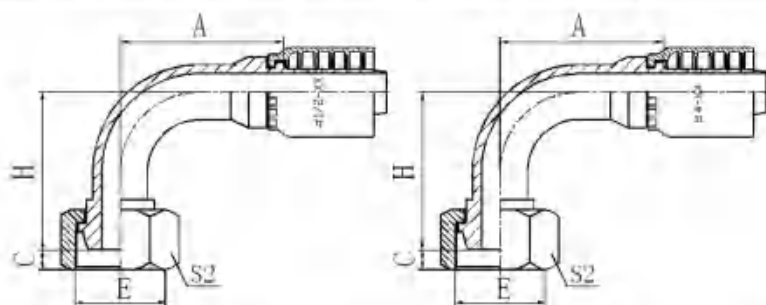
注: 1.尺寸A中"/"前尺寸适用于编织软管,"/"后尺寸适用于缠绕软管。 2.所有一体式接头都镀 Cr3+ 锌。 3.编织芯适用于软管FC686、FC687、GH663、GH793、GH781,缠绕芯适用于软管2755、GH506。

Note:1.The dimension before"/" for A is suitable for braided hose, and the dimension after"/" for A is suitable for spiral hose。 2.The plating for one piece hose fitting is zinc with Cr3+。 3.The compatible hose for braided nipple:FC686、FC687、GH663、GH793、GH781,and for spiral nipple:2755、GH506。

注: 当材料代号为碳钢时, 则不标注材料代号, 为不锈钢材料时, 标注SS, 如SS20141Y-XX

Note: When the material code is carbon steel, the material code is not marked. When it is stainless steel, SS is marked, such as SS20141Y-XX

一体式接头 One piece hose fitting



20191Y

90° 公制内螺纹球面

90° METRIC FEMALE MUISEAL

代号PART NO.		螺纹 E THREAD E	软管 HOSE BORE		尺寸 DIMENSIONS			
编织 BRAIDED	缠绕 SPIRAL		公称内径 DN	标号 DASH	A	C	H	S2
20191Y-12-04Z	-	M12X1.5	6	04	30	4	37.5	17
20191Y-14-04Z	-	M14X1.5	6	04	30	4.5	38	19
20191Y-14-05Z	-	M14X1.5	8	05	30	4.5	38	19
20191Y-16-04Z	-	M16X1.5	6	04	30	4.5	38.5	19
20191Y-16-05Z	-	M16X1.5	8	05	33	4.5	41.5	22
20191Y-16-06Z	20192Y-16-06Z	M16X1.5	10	06	35.3	4.5	43.8	22
20191Y-18-05TZ	-	M18X1.5	8	05	33	4	43	24
20191Y-18-06Z	20192Y-18-06Z	M18X1.5	10	06	35.3	4	45.3	24
20191Y-18-08Z	20192Y-18-08Z	M18X1.5	12	08	40.5	4	50.5	24
20191Y-20-06TZ	20192Y-20-06TZ	M20X1.5	10	06	35.3	5.5	43.8	24
20191Y-20-08Z	20192Y-20-08Z	M20X1.5	12	08	39.5	5.5	39	27
20191Y-22-06TZ	20192Y-22-06TZ	M22X1.5	10	06	35.8	5	76.8	27
20191Y-22-08Z	20192Y-22-08Z	M22X1.5	12	08	41	5	53	27
20191Y-24-08TZ	20192Y-24-08TZ	M24X1.5	12	08	41	5.5	51	30
20191Y-24-10Z	20192Y-24-10Z	M24X1.5	16	10	58	5	58.5	30
20191Y-27-10DTZ	20192Y-27-10DTZ	M27X1.5	16	10	56	5.5	55.5	32
20191Y-27-10TZ	20192Y-27-10TZ	M27X2	16	10	56	5.5	55.5	32
20191Y-30-12DZ	20192Y-30-12DZ	M30X1.5	20	12	67.5	6	68.5	36
20191Y-30-12Z	20192Y-30-12Z	M30X2	20	12	66.2	6	68.5	36
20191Y-36-12TZ	20192Y-36-12TZ	M36X2	20	12	65.5	7	67	41
20191Y-39-16TZ	20192Y-39-16TZ	M39X2	25	16	78	7	73.5	46
20191Y-45-20TZ	20192Y-45-20TZ	M45X2	32	20	91.5/93.6	8.5	85	55
20191Y-52-24TZ	20192Y-52-24TZ	M52X2	40	24	109.4/112.4	9	100	60
20191Y-64-32TZ	20192Y-64-32TZ	M64X2	50	32	131/134.4	14	122.3	75

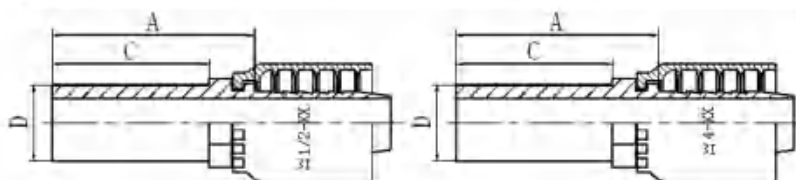
注: 1.尺寸A中"/"前尺寸适用于编织软管,"/"后尺寸适用于缠绕软管。 2.所有一体式接头都镀 Cr3+ 锌。 3.编织芯适用于软管FC686、FC687、GH663、GH793、GH781,缠绕芯适用于软管2755、GH506。

Note:1.The dimension before "/" for A is suitable for braided hose, and the dimension after "/" for A is suitable for spiral hose. 2.The plating for one piece hose fitting is zinc with Cr3+ . 3.The compatible hose for braided nipple:FC686、FC687、GH663、GH793、GH781,and for spiral nipple:2755、GH506.

注: 当材料代号为碳钢时, 则不标注材料代号, 为不锈钢材料时, 标注SS, 如SS20191Y-XX

Note: When the material code is carbon steel, the material code is not marked. When it is stainless steel, SS is marked, such as SS20191Y-XX

一体式接头 One piece hose fitting



50011Y

DIN 2353 卡套式直管

METRIC STANDPIPE STRAIGHT

DIN 2353

代号PART NO.		管子外径 D TUBE O.D.	胶管 HOSE BORE		尺寸 DIMENSIONS			备注 NOTE
编织 BRAIDED	缠绕 SPIRAL		公称内径 DN	标号 DASH	A	C		
50011Y-06-04Z	-	6	6	04	29	22		
50011Y-10-05Z	-	10	8	05	31	23		
50011Y-10-06Z	50012Y-10-06Z	10	10	06	32	23		
50011Y-12-06Z	50012Y-12-06Z	12	10	06	33.5	23		
50011Y-12-08Z	50012Y-12-08Z	12	12	08	33	23		
50011Y-15-06Z	50012Y-15-06Z	15	10	06	35	25		
50011Y-15-08Z	50012Y-15-08Z	15	12	08	35.5	25	轻系列 L	
50011Y-18-08Z	50012Y-18-08Z	18	12	08	36.5	26		
50011Y-18-10Z	50012Y-18-10Z	18	16	10	40.5	26		
50011Y-22-10Z	50012Y-22-10Z	22	16	10	44.5	28		
50011Y-22-12Z	50012Y-22-12Z	22	20	12	44	28		
50011Y-22-16Z	50012Y-22-16Z	22	25	16	46	28		
50011Y-28-16Z	50012Y-28-16Z	28	25	16	49	30		
50011Y-35-20Z	50012Y-35-20Z	35	32	20	56/58.1	36		
50011Y-42-24Z	50012Y-42-24Z	35	32	20	56/59	36		
50011Y-08-04Z	-	8	6	04	31	24		重系列 S
50011Y-08-05Z	-	8	8	05	33	24		
50011Y-08-06Z	50012Y-08-06Z	8	10	06	33	24		
50011Y-10-04Z	-	10	6	04	34	26		
50011Y-12-04Z	-	12	06	04	34.5	26		
50011Y-12-05Z	-	12	8	05	35.5	26		
50011Y-14-06Z	50012Y-14-06Z	14	10	06	39.5	29		
50011Y-14-08Z	50012Y-14-08Z	14	12	08	40	29		
50011Y-14-12Z	50012Y-14-12Z	14	20	12	45.5	29		
50011Y-16-08Z	50012Y-16-08Z	16	12	08	41	30		
50011Y-16-10Z	50012Y-16-10Z	16	16	10	45	30		
50011Y-20-10Z	50012Y-20-10Z	20	16	10	52	36		
50011Y-20-12Z	50012Y-20-12Z	20	20	12	52.5	36		
50011Y-25-12Z	50012Y-25-12Z	25	20	12	56	40		
50011Y-25-16Z	50012Y-25-16Z	25	25	16	57	40		
50011Y-30-16Z	50012Y-30-16Z	30	25	16	63	44		
50011Y-30-20Z	50012Y-30-20Z	30	32	20	64/66.1	44		
50011Y-38-16Z	50012Y-38-16Z	38	25	16	69	50		
50011Y-38-20Z	50012Y-38-20Z	38	32	20	70/72.1	50		

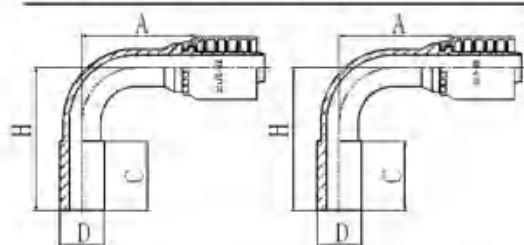
注: 1. 尺寸A中"/"前尺寸适用于编织软管, "/"后尺寸适用于缠绕软管。 2. 所有一体式接头都镀 Cr3+ 锌。 3. 编织芯适用于软管FC686、FC687、GH663、GH793、GH781, 缠绕芯适用于软管2755、GH506。

Note: 1. The dimension before "/" for A is suitable for braided hose, and the dimension after "/" for A is suitable for spiral hose. 2. The plating for one piece hose fitting is zinc with Cr3+ . 3. The compatible hose for braided nipple: FC686、FC687、GH663、GH793、GH781, and for spiral nipple: 2755、GH506

注: 当材料代号为碳钢时, 则不标注材料代号, 为不锈钢材料时, 标注SS, 如SS50011Y-XX

Note: When the material code is carbon steel, the material code is not marked. When it is stainless steel, SS is marked, such as SS50011Y-XX

一体式接头 One piece hose fitting



50091Y

90° 公制DIN2353卡套式直管

90° METRIC STANDPIPE STRAIGHT DIN 2353

代号PART NO.		管子外径 D TUBE O.D.	胶管 HOSE BORE		尺寸 DIMENSIONS			备注 NOTE
编织 BRAIDED	缠绕 SPIRAL		公称内径 DN	标号 DASH	A	C	H	
50091Y-06-04Z	-	6	6	04	30	22	45.5	轻系列 L
50091Y-08-05Z	-	8	8	05	33	24	50.5	
50091Y-08-06Z	50092Y-08-06Z	8	10	06	35.3	24	52.8	
50091Y-10-05Z	-	10	8	05	33	23	49.5	
50091Y-10-06Z	50092Y-10-06Z	10	10	06	35.3	23	51.8	
50091Y-12-06Z	50092Y-12-06Z	12	10	06	35.3	25	53.8	
50091Y-12-08Z	50092Y-12-08Z	12	12	08	41	25	59	
50091Y-15-06Z	50092Y-15-06Z	15	10	06	35.3	25	53.8	
50091Y-15-08Z	50092Y-15-08Z	15	12	08	41	25	59	
50091Y-18-08Z	50092Y-18-08Z	18	12	08	41	26	60	
50091Y-18-10Z	50092Y-18-10Z	18	16	10	56	26	64.5	
50091Y-22-10Z	50092Y-22-10Z	22	16	10	56	28	66.5	
50091Y-22-12Z	50092Y-22-12Z	22	20	12	65.5	28	76	
50091Y-22-16Z	50092Y-22-16Z	22	25	16	76.7	28	81.5	
50091Y-28-16Z	50092Y-28-16Z	28	25	16	76.7	30	83.5	
50091Y-35-20Z	50092Y-35-20Z	35	32	20	93/95.1	36	100.5	
50091Y-08-04Z	-	8	6	04	30	24	47.5	重系列 S
50091Y-10-04Z	-	10	6	04	30	26	49.5	
50091Y-12-04Z	-	12	6	04	30	26	49.5	
50091Y-12-05Z	-	12	8	05	33	26	52.5	
50091Y-14-06Z	50092Y-14-06Z	14	10	06	35.3	29	57.8	
50091Y-14-08Z	50092Y-14-08Z	14	12	08	41	29	63	
50091Y-16-08Z	50092Y-16-08Z	16	12	08	41	30	64	
50091Y-16-10Z	50092Y-16-10Z	16	16	10	56.5	30	68.5	
50091Y-20-10Z	50092Y-20-10Z	20	16	10	56	36	74.5	
50091Y-20-12Z	50092Y-20-12Z	20	20	12	65.5	36	84	
50091Y-25-12Z	50092Y-25-12Z	25	20	12	65.5	40	88	
50091Y-25-16Z	50092Y-25-16Z	25	25	16	76.7	40	93.5	
50091Y-30-16Z	50092Y-30-16Z	30	25	16	76.7	40	93.5	
50091Y-30-20Z	50092Y-30-20Z	30	32	20	91.5/93.6	44	108.5	
50091Y-38-16Z	50092Y-38-16Z	38	25	16	76.7	50	115.5	
50091Y-38-20Z	50092Y-38-20Z	38	32	20	91.5/93.6	50	114.5	

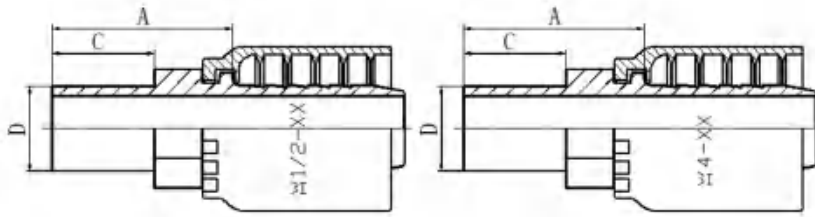
注: 1.尺寸A中"/"前尺寸适用于编织软管,"/"后尺寸适用于缠绕软管。 2.所有一体式接头都镀 Cr3+ 锌。 3.编织芯适用于软管FC686、FC687、GH663、GH793、GH781,缠绕芯适用于软管2755、GH506。

Note: 1. The dimension before "/" for A is suitable for braided hose, and the dimension after "/" for A is suitable for spiral hose. 2. The plating for one piece hose fitting is zinc with Cr3+ . 3. The compatible hose for braided nipple: FC686、FC687、GH663、GH793、GH781, and for spiral nipple: 2755、GH506.

注: 当材料代号为碳钢时, 则不标材料代号, 为不锈钢材料时, 标法SS, 如SS50091Y-XX

Note: When the material code is carbon steel, the material code is not marked. When it is stainless steel, SS is marked, such as SS50091Y-XX.

一体式接头 One piece hose fitting



51011Y

国标卡套式直管

GB METRIC STANDPIPE

代号PART NO.		管子外径 D TUBE O.D.	胶管 HOSE BORE		尺寸 DIMENSIONS		
编织 BRAIDED	缠绕 SPIRAL		公称内径 DN	标号 DASH	A	C	
51011Y-06-04Z	-	6	6	04	31	19	
51011Y-08-04Z	-	8	6	04	31	19	
51011Y-08-05Z	-	8	8	05	31.5	19	
51011Y-08-06Z	51012Y-08-06Z	8	10	06	31.5	19	
51011Y-10-04Z	-	10	6	04	35	22	
51011Y-10-05Z	-	10	8	05	35	22	
51011Y-10-06Z	51012Y-10-06Z	10	10	06	35	22	
51011Y-12-05Z	-	12	8	05	35	22	
51011Y-12-06Z	51012Y-12-06Z	12	10	06	35	22	
51011Y-14-06Z	51012Y-14-06Z	14	10	06	35	22	
51011Y-14-08Z	51012Y-14-08Z	14	12	08	35.5	22	
51011Y-16-06Z	51012Y-16-06Z	16	10	06	35	22	
51011Y-16-08Z	51012Y-16-08Z	16	12	08	36	22	
51011Y-16-10Z	51012Y-16-10Z	16	16	10	36.5	22	
51011Y-16-12Z	51012Y-16-12Z	16	20	12	38	22	
51011Y-18-12Z	51012Y-18-12Z	18	20	12	40.5	24	
51011Y-22-12Z	51012Y-22-12Z	22	20	12	45	28	
51011Y-28-16Z	51012Y-28-16Z	28	25	16	49	30	
51011Y-34-20Z	51012Y-34-20Z	34	32	20	53/55.1	33	
51011Y-42-24Z	51012Y-42-24Z	42	40	24	57/60	35	

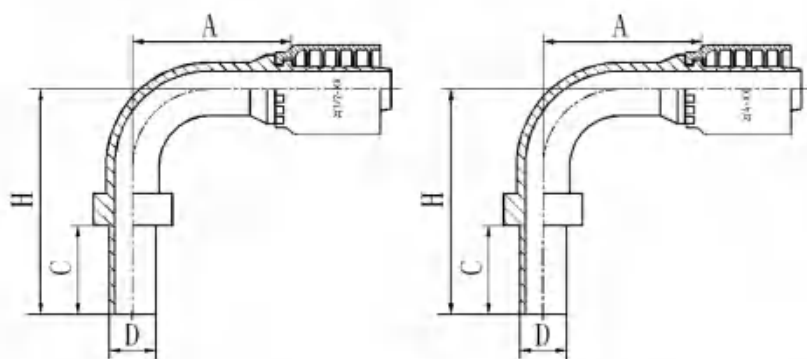
注: 1.尺寸A中"/"前尺寸适用于编织软管,"/"后尺寸适用于缠绕软管。2.所有一体式接头都镀 Cr3+ 锌。3.编织芯适用于软管FC686、FC687、GH663、GH793、GH781,缠绕芯适用于软管2755、GH506。

Note: 1.The dimension before "/" for A is suitable for braided hose, and the dimension after "/" for A is suitable for spiral hose. 2.The plating for one piece hose fitting is zinc with Cr3+ . 3.The compatible hose for braided nipple:FC686、FC687、GH663、GH793、GH781,and for spiral nipple:2755、GH506.

注: 当材料代号为碳钢时, 则不标注材料代号, 为不锈钢材料时, 标注SS, 如SS51011Y-XX

Note: When the material code is carbon steel, the material code is not marked. When it is stainless steel, SS is marked, such as SS51011Y-XX

一体式接头 One piece hose fitting



51091Y

国标卡套式90°弯管

GB METRIC 90° STANDPIPE

代号PART NO.		管子外径 D TUBE O.D.	胶管 HOSE BORE		尺寸 DIMENSIONS		
编织 BRAIDED	缠绕 SPIRAL		公称内径 DN	标号 DASH	A	C	H
51091Y-06-04Z	-	6	6	04	30.5	19	42.5
51091Y-06-06Z	51092Y-06-06Z	6	10	06	35.3	19	47.8
51091Y-08-04Z	-	8	6	04	30	19	42.5
51091Y-08-05Z	-	8	8	05	33	19	45.5
51091Y-10-04Z	-	10	6	04	30	22	45.5
51091Y-10-06Z	51092Y-10-06Z	10	10	06	35.3	22	50.8
51091Y-12-06Z	51092Y-12-06Z	12	10	06	35.3	22	50.8
51091Y-12-08Z	51092Y-12-08Z	12	12	08	41	22	56
51091Y-14-06Z	51092Y-14-06Z	14	10	06	35.3	22	50.8
51091Y-14-08Z	51092Y-14-08Z	14	12	08	41	22	56
51091Y-15-10Z	51092Y-15-10Z	15	16	10	56.5	26	64.5
51091Y-16-08Z	51092Y-16-08Z	16	12	08	41	22	56
51091Y-16-10Z	51092Y-16-10Z	16	16	10	56	22	60.5
51091Y-18-10Z	51092Y-18-10Z	18	16	10	56.5	24	62.5
51091Y-18-12Z	51092Y-18-12Z	18	20	12	64.9	24	72
51091Y-28-16Z	51092Y-28-16Z	28	25	16	76.7	30	83.5
51091Y-34-20Z	51092Y-34-20Z	34	32	20	91.5/93.6	33	97.5
51091Y-42-24Z	51092Y-42-24Z	42	40	24	109.4/112.4	35	113

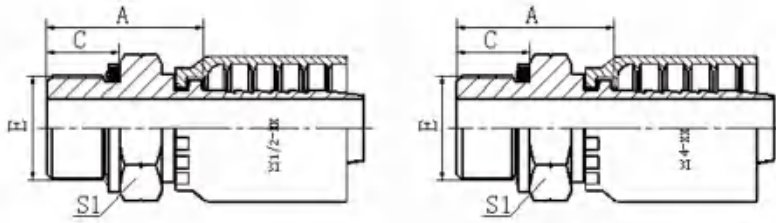
注: 1.尺寸A中"/"前尺寸适用于编织软管,"/"后尺寸适用于缠绕软管。 2.所有一体式接头都镀 Cr3+ 锌。 3.编织芯适用于软管FC686、FC687、GH663、GH793、GH781,缠绕芯适用于软管2755、GH506。

Note: 1. The dimension before "/" for A is suitable for braided hose, and the dimension after "/" for A is suitable for spiral hose. 2. The plating for one piece hose fitting is zinc with Cr3+ . 3. The compatible hose for braided nipple: FC686、FC687、GH663、GH793、GH781, and for spiral nipple: 2755、GH506.

注: 当材料代号为碳钢时, 则不标注材料代号, 为不锈钢材料时, 标注SS, 如SS51091Y-XX

Note: When the material code is carbon steel, the material code is not marked. When it is stainless steel, SS is marked, such as SS51091Y-XX

一体式接头 One piece hose fitting



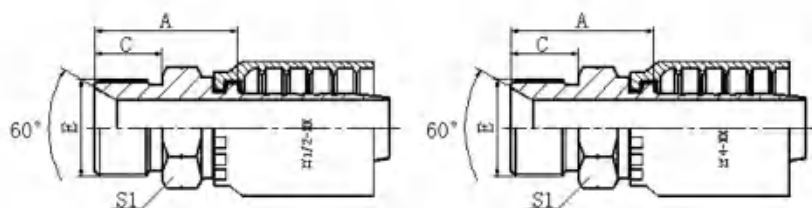
12211Y
英管外螺纹O形圈密封
BSP MALE O-RING SEAL

代号PART NO.		螺纹 E THREAD E	胶管 HOSE BORE		尺寸 DIMENSIONS		
编织 BRAIDED	缠绕 SPIRAL		公称内径 DN	标号 DASH	A	C	H
12211Y-04-04Z	-	G1/4"X19	6	04	25	11	19
12211Y-04-06Z	12212Y-04-06Z	G1/4"X19	10	06	23.5	11	19
12211Y-06-06Z	12212Y-06-06Z	G3/8"X19	10	06	26	11.5	24
12211Y-08-04Z	-	G1/2"X14	6	4	30	14	27
12211Y-08-06Z	12212Y-08-06Z	G1/2"X14	10	06	32	14	27
12211Y-08-08Z	12212Y-08-08Z	G1/2"X14	12	08	32.5	14	27
12211Y-10-10Z	12212Y-10-10Z	G5/8"X14	16	10	33	15.5	30
12211Y-12-10Z	12212Y-12-10Z	G3/4"X14	16	10	33	15.5	36
12211Y-12-12Z	12212Y-12-12Z	G3/4"X14	20	12	35.5	15.5	36
12211Y-12-16Z	12212Y-12-16Z	G3/4"X14	25	16	36.5	15.5	36
12211Y-16-16Z	12212Y-16-16Z	G1"X11	25	16	42.5	18	41
12211Y-20-20Z	12212Y-20-20Z	G1.1/4"X11	32	20	46/48.1	20	50

注: 1.尺寸A中"/"前尺寸适用于编织软管,"/"后尺寸适用于缠绕软管。2.所有一体式接头都镀 Cr3+ 锌。
3.编织芯适用于软管FC686、FC687、GH663、GH793、GH781,缠绕芯适用于软管2755、GH506。
Note:1.The dimension before"/" for A is suitable for braided hose, and the dimension after "/" for A is suitable for spiral hose。 2.The plating for one piece hose fitting is zinc with Cr3+ 。 3.The compatible hose for braided nipple:FC686、FC687、GH663、GH793、GH781,and for spiral nipple:2755、GH506。

注: 当材料代号为碳钢时, 则不标注材料代号, 为不锈钢材料时, 标注SS, 如SS12211Y-XX
Note: When the material code is carbon steel, the material code is not marked. When it is stainless steel, SS is marked, such as SS12211Y-XX

一体式接头 One piece hose fitting



12611Y

英管外螺纹60° 内锥面
BSP MALE 60° CONE SEAL

代号PART NO.		螺纹 E THREAD E	胶管 HOSE BORE		尺寸 DIMENSIONS		
编织 BRAIDED	缠绕 SPIRAL		公称内径 DN	标号 DASH	A	C	S1
12611Y-04-04Z	-	G1/4"X19	6	04	24.5	12	14
12611Y-06-05Z	-	G3/8"X19	8	05	26	13.5	17
12611Y-06-06Z	12612Y-06-06Z	G3/8"X19	10	06	26	13.5	17
12611Y-06-08Z	12612Y-06-08Z	G3/8"X19	12	08	26.5	13.5	19
12611Y-08-06Z	12612Y-08-06Z	G1/2"X14	10	06	30.5	16	22
12611Y-08-08Z	12612Y-08-08Z	G1/2"X14	12	08	31	16	22
12611Y-10-08Z	12612Y-10-08Z	G5/8"X14	12	08	32.5	17.5	24
12611Y-10-10Z	12612Y-10-10Z	G5/8"X14	16	10	33.5	17.5	24
12611Y-12-08Z	12612Y-12-08Z	G3/4"X14	12	08	35.5	18.5	27
12611Y-12-10Z	12612Y-12-10Z	G3/4"X14	16	10	36.5	18.5	27
12611Y-12-12Z	12612Y-12-12Z	G3/4"X14	20	12	36.5	18.5	27
12611Y-16-12Z	12612Y-16-12Z	G1"X11	20	12	40.5	20.5	36
12611Y-16-16Z	12612Y-16-16Z	G1"X11	25	16	41.5	20.5	36
12611Y-20-16Z	12612Y-20-16Z	G1.1/4"X11	25	16	43.5	20.5	46
12611Y-20-20Z	12612Y-20-20Z	G1.1/4"X11	32	20	46.5/48.6	20.5	46
12611Y-24-20Z	12612Y-24-20Z	G.1/2"X11	32	20	49/51.1	23	50
12611Y-24-24Z	12612Y-24-24Z	G.1/2"X11	40	24	49/52	23	50
12611Y-32-32Z	12612Y-32-32Z	G2"X11	50	32	53.5/56.9	25.5	65

注: 1.尺寸A中"/"前尺寸适用于编织软管,"/"后尺寸适用于缠绕软管。2.所有一体式接头都镀 Cr3+ 锌。

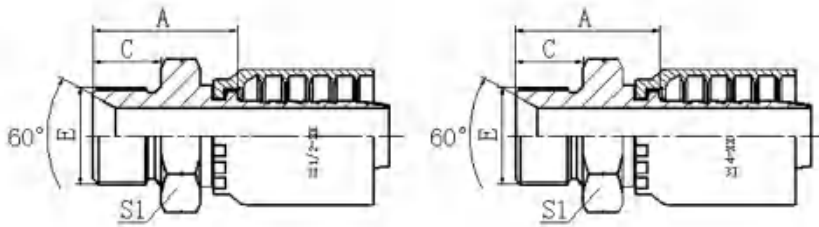
3.编织芯适用于软管FC686、FC687、GH663、GH793、GH781,缠绕芯适用于软管2755、GH506。

Note:1.The dimension before "/" for A is suitable for braided hose, and the dimension after "/" for A is suitable for spiral hose. 2.The plating for one piece hose fitting is zinc with Cr3+ . 3.The compatible hose for braided nipple:FC686、FC687、GH663、GH793、GH781,and for spiral nipple:2755、GH506.

注: 当材料代号为碳钢时, 则不标注材料代号, 为不锈钢材料时, 标注SS, 如SS12611Y-XX

Note: When the material code is carbon steel, the material code is not marked. When it is stainless steel, SS is marked, such as SS12611Y-XX

一体式接头 One piece hose fitting



12611AY

英管外螺纹60° 内锥面
BSP MALE 60° CONE SEAL

代号PART NO.		螺纹 E THREAD E	胶管 HOSE BORE		尺寸 DIMENSIONS		
编织 BRAIDED	缠绕 SPIRAL		公称内径 DN	标号 DASH	A	C	S1
12611AY-04-04Z	-	G1/4"X19	6	04	24.5	12	19
12611AY-04-05Z	-	G1/4"X19	8	05	24.5	12	19
12611AY-06-05Z	-	G3/8"X19	8	05	26	13.5	22
12611AY-06-06Z	12612AY-06-06Z	G3/8"X19	10	06	28	13.5	22
12611AY-06-08Z	12612AY-06-08Z	G3/8"X19	12	08	28.5	13.5	22
12611AY-08-06Z	12612AY-08-06Z	G1/2"X14	10	06	33	16	27
12611AY-08-08Z	12612AY-08-08Z	G1/2"X14	12	08	33	16	27
12611AY-08-10Z	12612AY-08-10Z	G1/2"X14	16	10	34	16	27
12611AY-10-08Z	12612AY-10-08Z	G5/8"X14	12	08	35	17.5	30
12611AY-10-10Z	12612AY-10-10Z	G5/8"X14	16	10	35.5	17.5	30
12611AY-12-08Z	12612AY-12-08Z	G3/4"X14	12	08	36.5	18.5	32
12611AY-12-10Z	12612AY-12-10Z	G3/4"X14	16	10	37.5	18.5	32
12611AY-12-12Z	12612AY-12-12Z	G3/4"X14	20	12	37.5	18.5	32
12611AY-16-12Z	12612AY-16-12Z	G1"X11	20	12	42.5	20.5	41
12611AY-16-16Z	12612AY-16-16Z	G1"X11	25	16	43.5	20.5	41
12611AY-20-16Z	12612AY-20-16Z	G1.1/4"X11	25	16	45.5	20.5	50
12611AY-20-20Z	12612AY-20-20Z	G1.1/4"X11	32	20	46.5/48.6	20.5	50
12611AY-24-24Z	12612AY-24-24Z	G.1/2"X11	40	24	49/52	23	55
12611AY-32-32Z	12612AY-32-32Z	G2"X11	50	32	54.5/57.9	25.5	70

注: 1.尺寸A中"/"前尺寸适用于编织软管,"/"后尺寸适用于缠绕软管。 2.所有一体式接头都镀 Cr3+ 锌。

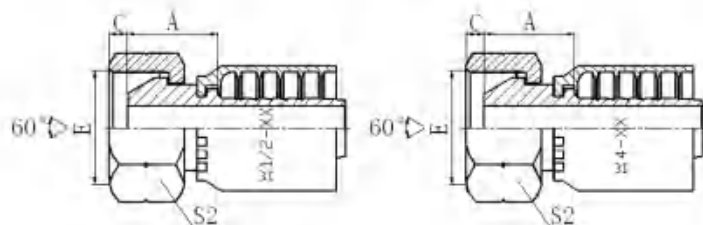
3.编织芯适用于软管FC686、FC687、GH663、GH793、GH781,缠绕芯适用于软管2755、GH506。

Note:1.The dimension before "/" for A is suitable for braided hose, and the dimension after "/" for A is suitable for spiral hose。 2.The plating for one piece hose fitting is zinc with Cr3+ 。 3.The compatible hose for braided nipple:FC686、FC687、GH663、GH793、GH781,and for spiral nipple:2755、GH506。

注: 当材料代号为碳钢时, 则不标注材料代号, 为不锈钢材料时, 标注SS, 如SS12611AY-XX

Note: When the material code is carbon steel, the material code is not marked. When it is stainless steel, SS is marked, such as SS12611AY-XX

一体式接头 One piece hose fitting



22611Y

英管内螺纹60° 外锥面
BSP FEMALE 60° CONE

代号PART NO.		螺纹 E THREAD E	胶管 HOSE BORE		尺寸 DIMENSIONS		
编织 BRAIDED	缠绕 SPIRAL		公称内径 DN	标号 DASH	A	C	S2
22611Y-02-04Z	-	G1/8"X28	6	04	15.5	5.5	14
22611Y-04-04Z	-	G1/4"X19	6	04	18	5.5	19
22611Y-04-05Z	-	G1/4"X19	8	05	18	5.5	19
22611Y-04-06Z	22612Y-04-06Z	G1/4"X19	10	06	18	5.5	19
22611Y-06-04Z	-	G3/8"X19	6	04	19	6.3	22
22611Y-06-05Z	-	G3/8"X19	8	05	19	6.3	22
22611Y-06-06Z	22612Y-06-06Z	G3/8"X19	10	06	19.5	6.3	22
22611Y-06-08Z	22612Y-06-08Z	G3/8"X19	12	08	19.5	6.3	22
22611Y-08-06TZ	22612Y-08-06TZ	G1/2"X14	10	06	18.5	7.5	27
22611Y-08-08Z	22612Y-08-08Z	G1/2"X14	12	08	21.5	7.5	27
22611Y-10-08Z	22612Y-10-08Z	G5/8"X14	12	08	22	9.5	30
22611Y-10-10Z	22612Y-10-10Z	G5/8"X14	16	10	23	9.5	30
22611Y-12-08TZ	22612Y-12-08TZ	G3/4"X14	12	08	20	10.9	32
22611Y-12-10Z	22612Y-12-10Z	G3/4"X14	16	10	24	10.9	32
22611Y-12-12Z	22612Y-12-12Z	G3/4"X14	20	12	23.5	10.9	32
22611Y-16-12TZ	22612Y-16-12TZ	G1"X11	20	12	23	11.7	41
22611Y-16-16Z	22612Y-16-16Z	G1"X11	25	16	27	11.7	41
22611Y-20-16TZ	22612Y-20-16TZ	G1.1/4"X11	25	16	27	11	50
22611Y-20-20WZ	22612Y-20-20WZ	G1.1/4"X11	32	20	30.5/32.6	11	50
22611Y-24-20TZ	22612Y-24-20TZ	G1.1/2"X11	32	20	29.5/31.6	13	55
22611Y-24-24WZ	22612Y-24-24WZ	G1.1/2"X11	40	24	32/35	13	55
22611Y-32-24TZ	22612Y-32-24TZ	G2"X11	40	24	30/33	16	70
22611Y-32-32WZ	22612Y-32-32WZ	G2"X11	50	32	31/34.4	16	70

注: 1.尺寸A中"/"前尺寸适用于编织软管,"/"后尺寸适用于缠绕软管。 2.所有一体式接头都镀 Cr3+锌。
3.编织芯适用于软管FC686、FC687、GH663、GH793、GH781,缠绕芯适用于软管2755、GH506。
Note:1.The dimension before "/" for A is suitable for braided hose, and the dimension after "/" for A is suitable for spiral hose. 2.The plating for one piece hose fitting is zinc with Cr3+。 3.The compatible hose for braided nipple:FC686、FC687、GH663、GH793、GH781,and for spiral nipple:2755、GH506。

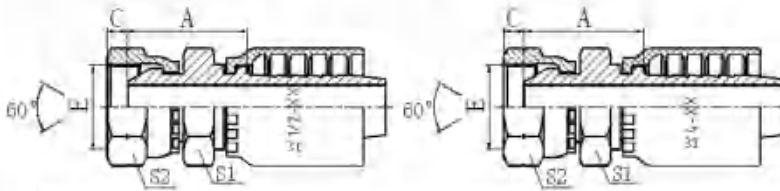
注: 当材料代号为碳钢时, 则不标注材料代号。为不锈钢材料时, 标注SS, 如SS2261Y-XX

Note: When the material code is carbon steel, the material code is not marked. When it is stainless steel, SS is marked, such as SS22611Y-XX.

一体式接头 One piece hose fitting

22611DY

英管内螺纹60° 外锥面双六角
BSP FEMALE 60° CONE DOUBLE
HEXAGON



代号PART NO.		螺纹 E THREAD E	胶管 HOSE BORE		尺寸 DIMENSIONS			
编织 BRAIDED	缠绕 SPIRAL		公称内径 DN	标号 DASH	A	C	S1	S2
22611DY-04-04Z	-	G1/4"X19	6	04	23.5	5.5	19	19
22611DY-06-06Z	22612DY-06-06Z	G3/8"X19	10	06	26.5	6.3	22	22
22611DY-08-08Z	22612DY-08-08Z	G1/2"X14	12	08	31	7.5	27	27
22611DY-10-08Z	22612DY-10-08Z	G5/8"X14	12	08	31	9.5	30	30
22611DY-12-08Z	22612DY-12-08Z	G3/4"X14	12	08	31.5	10.9	32	32
22611DY-12-12Z	22612DY-12-12Z	G3/4"X14	20	12	33.5	10.9	32	32
22611DY-16-16Z	22612DY-16-16Z	G1"X11	25	16	35.5	11.7	41	41
22611DY-20-20WZ	22612DY-20-20WZ	G1.1/4"X11	32	20	46/48.1	11	50	50

注: 1.尺寸A中"/"前尺寸适用于编织软管,"/后尺寸适用于缠绕软管。 2.所有一体式接头都镀 Cr3+锌。

3. 编织芯适用于软管FC686、FC687、GH663、GH793、GH781,缠绕芯适用于软管2755、GH506。

Note:1.The dimension before"/" for A is suitable for braided hose, and the dimension after"/" for A is suitable for spiral hose. 2.The plating for one piece hose fitting is zinc with Cr3+.

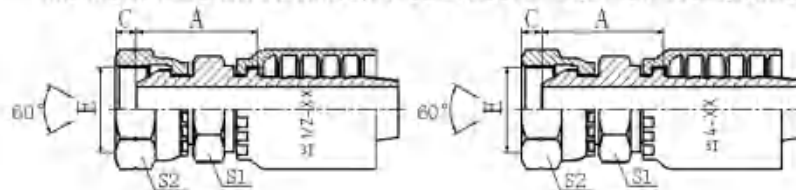
3.The compatible hose for braided nipple:FC686、FC687、GH663、GH793、GH781,and for spiral nipple:2755、GH506.

注: 当材料代号为碳钢时, 则不标注材料代号, 为不锈钢材料时, 标注SS, 如SS22611DY-XX

Note: When the material code is carbon steel, the material code is not marked. When it is stainless steel, SS is marked, such as SS22611DY-XX

22611DY-SM

英管内螺纹60° 外锥面双六角
BSP FEMALE 60° CONE DOUBLE
HEXAGON



代号PART NO.		螺纹 E THREAD E	胶管 HOSE BORE		尺寸 DIMENSIONS			
编织 BRAIDED	缠绕 SPIRAL		公称内径 DN	标号 DASH	A	C	S1	S2
22611DY-04-04SMZ	-	G1/4"X19	6	04	23.5	5.5	12	19
22611DY-06-06SMZ	22612DY-06-06SMZ	G3/8"X19	10	06	24.5	6.3	17	22
22611DY-08-08SMZ	22612DY-08-08SMZ	G1/2"X14	12	08	29	7.5	22	27
22611DY-10-08SMZ	22612DY-10-08SMZ	G5/8"X14	12	08	29	9.5	22	30
22611DY-12-08SMZ	22612DY-12-08SMZ	G3/4"X14	12	08	31.5	10.9	27	32
22611DY-12-12SMZ	22612DY-12-12SMZ	G3/4"X14	20	12	33.5	10.9	27	32
22611DY-16-16SMZ	22612DY-16-16SMZ	G1"X11	25	16	35.5	11.7	32	41
22611DY-20-20WSMZ	22612DY-20-20WSMZ	G1.1/4"X11	32	20	42/44.1	11	41	50

注: 1.尺寸A中"/"前尺寸适用于编织软管,"/后尺寸适用于缠绕软管。 2.所有一体式接头都镀 Cr3+锌。

3. 编织芯适用于软管FC686、FC687、GH663、GH793、GH781,缠绕芯适用于软管2755、GH506。

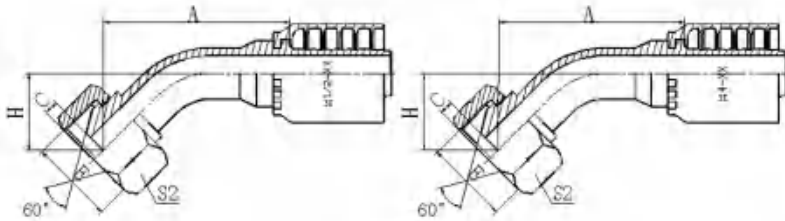
Note:1.The dimension before"/" for A is suitable for braided hose, and the dimension after"/" for A is suitable for spiral hose. 2.The plating for one piece hose fitting is zinc with Cr3+.

3.The compatible hose for braided nipple:FC686、FC687、GH663、GH793、GH781,and for spiral nipple:2755、GH506.

注: 当材料代号为碳钢时, 则不标注材料代号, 为不锈钢材料时, 标注SS, 如SS22611DY-XX

Note: When the material code is carbon steel, the material code is not marked. When it is stainless steel, SS is marked, such as SS22611DY-XX

一体式接头 One piece hose fitting



22641Y

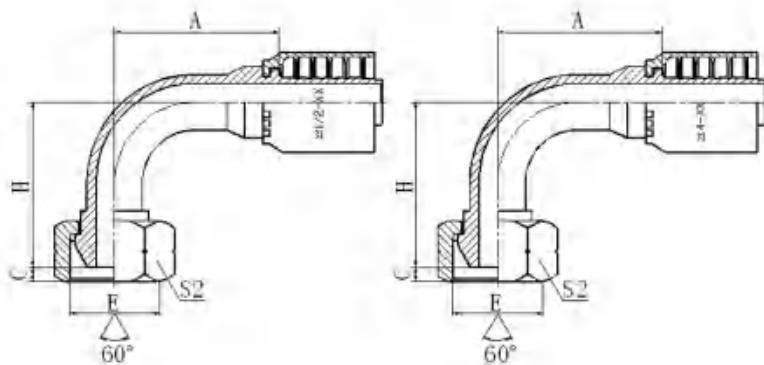
45° 英管内螺纹60° 外锥面
45° BSP FEMALE 60° CONE

代号PART NO.		螺纹 E THREAD E	胶管 HOSE BORE		尺寸 DIMENSIONS			
编织 BRAIDED	缠绕 SPIRAL		公称内径 DN	标号 DASH	A	C	H	S2
22641Y-04-04Z	-	G1/4"X19	6	04	42.3	5.5	20.2	19
22641Y-06-04Z	-	G3/8"X19	6	04	43.2	6.3	21	22
22641Y-06-05Z	-	G3/8"X19	8	05	45.3	6.3	22	22
22641Y-06-06Z	22642Y-06-06Z	G3/8"X19	10	06	46.9	6.3	22.6	22
22641Y-08-06TZ	22642Y-08-06TZ	G1/2"X14	10	06	46.7	7.5	22.5	27
22641Y-08-08Z	22642Y-08-08Z	G1/2"X14	12	08	61.1	7.5	26.1	27
22641Y-10-08Z	22642Y-10-08Z	G5/8"X14	12	08	61.4	9.5	26.5	30
22641Y-10-10Z	22642Y-10-10Z	G5/8"X14	16	10	72	9.5	27.8	30
22641Y-12-08TZ	22642Y-12-08TZ	G3/4"X14	12	08	59.4	10.9	24.4	32
22641Y-12-10Z	22642Y-12-10Z	G3/4"X14	16	10	73	10.9	28.2	32
22641Y-12-12Z	22642Y-12-12Z	G3/4"X14	20	12	78.6	10.9	31.8	32
22641Y-16-12TZ	22642Y-16-12TZ	G1"X11	20	12	77.6	11.7	30.2	41
22641Y-16-16Z	22642Y-16-16Z	G1"X11	25	16	88.4	11.7	34.2	41
22641Y-20-16TZ	22642Y-20-16TZ	G1.1/4"X11	25	16	86.8	11	32.5	50
22641Y-20-20WZ	22642Y-20-20WZ	G1.1/4"X11	32	20	98.8/100.9	11	38	50
22641Y-24-24WZ	22642Y-24-24WZ	G1.1/2"X11	40	24	116.2/119.2	13	45.5	55
22641Y-32-32WZ	22642Y-32-32WZ	G2"X11	50	32	135.7/139.1	16	52.7	70

注: 1.尺寸A中"/"前尺寸适用于编织软管,"/后尺寸适用于缠绕软管。2.所有一体式接头都镀 Cr3+ 锌。
3. 编织芯适用于软管FC686、FC687、GH663、GH793、GH781,缠绕芯适用于软管2755、GH506。
Note:1.The dimension before "/" for A is suitable for braided hose, and the dimension after "/" for A is suitable for spiral hose。 2.The plating for one piece hose fitting is zinc with Cr3+。 3.The compatible hose for braided nipple:FC686、FC687、GH663、GH793、GH781,and for spiral nipple:2755、GH506。

注: 当材料代号为碳钢时, 则不标注材料代号, 为不锈钢材料时, 标注SS, 如SS22641Y-XX
Note: When the material code is carbon steel, the material code is not marked. When it is stainless steel, SS is marked, such as SS22641Y-XX

一体式接头 One piece hose fitting



22691Y

90° 英管内螺纹60° 外锥面
90° BSP FEMALE 60° CONE

代号PART NO.		螺纹 E THREAD E	胶管 HOSE BORE		尺寸 DIMENSIONS			
编织 BRAIDED	缠绕 SPIRAL		公称内径 DN	标号 DASH	A	C	H	S2
22691Y-02-04Z	-	G1/8"X28	6	04	30	5.5	34.5	14
22691Y-04-04Z	-	G1/4"X19	6	04	30	5.5	36.5	19
22691Y-04-05Z	-	G1/4"X19	8	05	33	5.5	39.5	19
22691Y-04-06Z	22692Y-04-06Z	G1/4"X19	10	06	30	5.5	36.5	19
22691Y-06-04Z	-	G3/8"X19	6	04	30	6.3	37.7	22
22691Y-06-05Z	-	G3/8"X19	8	05	33	6.3	40.7	22
22691Y-06-06Z	22692Y-06-06Z	G3/8"X19	10	06	35.3	6.3	43	22
22691Y-08-06TZ	22692Y-08-06TZ	G1/2"X14	10	06	35.3	7	41.8	27
22691Y-08-08Z	22692Y-08-08Z	G1/2"X14	12	08	41	7.5	51	27
22691Y-08-10Z	22692Y-08-10Z	G1/2"X14	16	10	41.5	7.5	51	27
22691Y-10-08Z	22692Y-10-08Z	G5/8"X14	12	08	41	9.5	51.5	30
22691Y-10-10Z	22692Y-10-10Z	G5/8"X14	16	10	56	9.5	56	30
22691Y-12-08TZ	22692Y-12-08TZ	G3/4"X14	12	08	41	10.9	48.6	32
22691Y-12-10Z	22692Y-12-10Z	G3/4"X14	16	10	56	10.9	56.6	32
22691Y-12-12Z	22692Y-12-12Z	G3/4"X14	20	12	64.9	10.9	66.1	32
22691Y-16-12TZ	22692Y-16-12TZ	G1"X11	20	12	65.5	11.7	63.8	41
22691Y-16-16Z	22692Y-16-16Z	G1"X11	25	16	76.7	11.7	73.8	41
22691Y-20-16TZ	22692Y-20-16TZ	G1.1/4"X11	25	16	76.7	11	72	50
22691Y-20-20WZ	22692Y-20-20WZ	G1.1/4"X11	32	20	91.5/93.6	11	84.3	50
22691Y-24-24WZ	22692Y-24-24WZ	G1.1/2"X11	40	24	109.4/112.4	13	103	55
22691Y-32-32WZ	22692Y-32-32WZ	G2"X11	50	32	131.8/135.2	16	123.3	70

注: 1.尺寸A中"/"前尺寸适用于编织软管,"/"后尺寸适用于缠绕软管。2.所有一体式接头都镀 Cr3+ 锌。

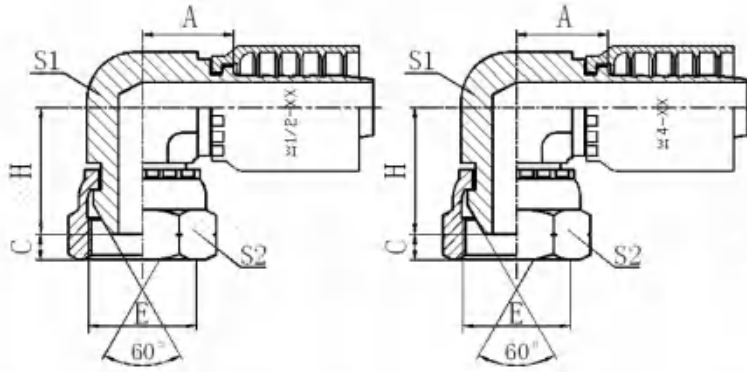
3. 编织芯适用于软管FC686、FC687、GH663、GH793、GH781,缠绕芯适用于软管2755、GH506。

Note: 1. The dimension before "/" for A is suitable for braided hose, and the dimension after "/" for A is suitable for spiral hose. 2. The plating for one piece hose fitting is zinc with Cr3+. 3. The compatible hose for braided nipple: FC686, FC687, GH663, GH793, GH781, and for spiral nipple: 2755, GH506.

注: 当材料代号为碳钢时, 则不标注材料代号, 为不锈钢材料时, 标注SS, 如SS22691Y-XX

Note: When the material code is carbon steel, the material code is not marked. When it is stainless steel, SS is marked, such as SS22691Y-XX

一体式接头 One piece hose fitting



22691KY

90° 英管短身内螺纹60° 外锥面
90° BSP COMPACT FEMALE 60° CONE

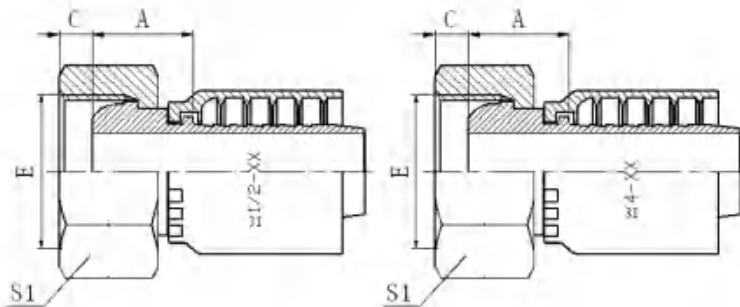
代号PART NO.		螺纹 E THREAD E	胶管 HOSE BORE		尺寸 DIMENSIONS				
编织 BRAIDED	缠绕 SPIRAL		公称内径 DN	标号 DASH	A	C	H	S1	S2
22691KY-04-04Z	-	G1/4"X19	6	04	17.5	5.5	18.5	11	19
22691KY-06-04Z	-	G3/8"X19	6	04	20	6.3	24	16	22
22691KY-06-05Z	-	G3/8"X19	8	05	20	6.3	24	16	22
22691KY-06-06Z	22692KY-06-06Z	G3/8"X19	10	06	20	6.3	24	16	22
22691KY-08-06Z	22692KY-08-06Z	G1/2"X14	10	06	23	7.5	28.5	19	27
22691KY-08-08Z	22692KY-08-08Z	G1/2"X14	12	08	23.5	7.5	28.5	19	27
22691KY-10-10Z	22692KY-10-10Z	G5/8"X14	16	10	24.5	9.5	30.5	22	30
22691KY-12-12Z	22692KY-12-12Z	G3/4"X14	20	12	27.5	10.9	33	27	32
22691KY-16-16Z	22692KY-16-16Z	G1"X11	25	16	43	11.7	38.5	33	41

注: 1.尺寸A中"/"前尺寸适用于编织软管,"/"后尺寸适用于缠绕软管。 2.所有一体式接头都镀 Cr3+ 锌。
3.编织芯适用于软管FC686、FC687、GH663、GH793、GH781,缠绕芯适用于软管2755、GH506。
Note:1.The dimension before "/" for A is suitable for braided hose, and the dimension after "/" for A is suitable for spiral hose. 2.The plating for one piece hose fitting is zinc with Cr3+ 。 3.The compatible hose for braided nipple:FC686、FC687、GH663、GH793、GH781,and for spiral nipple:2755、GH506。

注: 当材料代号为碳钢时, 则不标注材料代号, 为不锈钢材料时, 标注SS, 如22691KY-XX

Note: When the material code is carbon steel, the material code is not marked. When it is stainless steel, SS is marked, such as SS22691KY-XX

一体式接头 One piece hose fitting



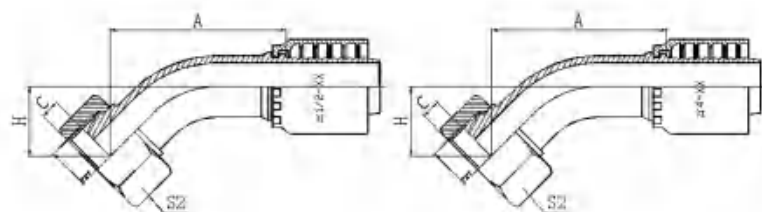
22111Y
英管内螺纹球面
BSP FEMALE MULTISEAL

代号PART NO.		螺纹 E THREAD E	胶管 HOSE BORE		尺寸 DIMENSIONS	A	C	S1
编织 BRAIDED	缠绕 SPIRAL		公称内径 DN	标号 DASH				
22111Y-02-04Z	-	G1/8"X28	6	04		19	2	14
22111Y-04-04Z	-	G1/4"X19	6	04		19.5	4	19
22111Y-06-05Z	-	G3/8"X19	8	05		20	5	22
22111Y-06-06Z	22112Y-06-06Z	G3/8"X19	10	06		20.5	5	22
22111Y-06-08Z	22112Y-06-08Z	G3/8"X19	12	08		21	5	22
22111Y-08-06TZ	22112Y-08-06TZ	G1/2"X14	10	06		20	6	27
22111Y-08-08Z	22112Y-08-08Z	G1/2"X14	12	08		23	6	27
22111Y-08-10Z	22112Y-08-10Z	G1/2"X14	16	10		23.5	6	27
22111Y-10-10Z	22112Y-10-10Z	G5/8"X14	16	10		24	8	30
22111Y-10-12Z	22112Y-10-12Z	G5/8"X14	20	12		25	8	30
22111Y-12-08TZ	22112Y-12-08TZ	G3/4"X14	12	08		23	9.5	32
22111Y-12-10Z	22112Y-12-10Z	G3/4"X14	16	10		25.5	9.5	32
22111Y-12-12Z	22112Y-12-12Z	G3/4"X14	20	12		26	9.5	32
22111Y-16-12TZ	22112Y-16-12TZ	G1"X11	20	12		24.5	11	41
22111Y-16-16Z	22112Y-16-16Z	G1"X11	25	16		28	11	41
22111Y-20-16TZ	22112Y-20-16TZ	G1.1/4"X11	25	16		28	11	50
22111Y-20-20WZ	22112Y-20-20WZ	G1.1/4"X11	32	20		29.5/31.6	10	50
22111Y-24-24WZ	22112Y-24-24WZ	G1.1/2"X11	40	24		37/40	11.5	55
22111Y-32-32WZ	22112Y-32-32WZ	G2"X11	50	32		34/37.4	15	70

注: 1.尺寸A中"/"前尺寸适用于编织软管,"/"后尺寸适用于缠绕软管。2.所有一体式接头都镀 Cr3+ 锌。
3.编织芯适用于软管FC686、FC687、GH663、GH793、GH781,缠绕芯适用于软管2755、GH506。
Note:1.The dimension before "/" for A is suitable for braided hose, and the dimension after "/" for A is suitable for spiral hose. 2.The plating for one piece hose fitting is zinc with Cr3+ 。 3.The compatible hose for braided nipple:FC686、FC687、GH663、GH793、GH781,and for spiral nipple:2755、GH506。

注: 当材料代号为碳钢时, 则不标注材料代号, 为不锈钢材料时, 标注SS, 如SS22111Y-XX
Note: When the material code is carbon steel, the material code is not marked. When it is stainless steel, SS is marked, such as SS22111Y-XX

一体式接头 One piece hose fitting



22141Y

45° 英管内螺纹球面

45° BSP FEMALE MULTISEAL

代号PART NO.		螺纹 E THREAD E	胶管 HOSE BORE		尺寸 DIMENSIONS			
编织 BRAIDED	缠绕 SPIRAL		公称内径 DN	标号 DASH	A	C	H	S2
22141Y-02-04Z	-	G1/8"X28	6	04	43.7	2	21.6	14
22141Y-04-04Z	-	G1/4"X19	6	04	43.4	4	21.3	19
22141Y-06-05Z	-	G3/8"X19	8	05	46.2	5	22.9	22
22141Y-06-06Z	22142Y-06-06Z	G3/8"X19	10	06	47.8	5	23.5	22
22141Y-06-08Z	22142Y-06-08Z	G3/8"X19	12	08	60.4	5	25.4	22
22141Y-08-04TZ	-	G1/2"X14	6	04	43.9	6	23.8	27
22141Y-08-06TZ	22142Y-08-06TZ	G1/2"X14	10	06	42.5	6	18.2	27
22141Y-08-08Z	22142Y-08-08Z	G1/2"X14	12	08	62.1	6	27.2	27
22141Y-08-10Z	22142Y-08-10Z	G1/2"X14	16	10	73	6	29	27
22141Y-10-10Z	22142Y-10-10Z	G5/8"X14	16	10	73.2	8	28.9	30
22141Y-10-12Z	22142Y-10-12Z	G5/8"X14	20	12	79.8	8	32.5	30
22141Y-12-08TZ	22142Y-12-08TZ	G3/4"X14	12	08	63.2	9.5	28.3	32
22141Y-12-10Z	22142Y-12-10Z	G3/4"X14	16	10	70.4	9.5	29.6	32
22141Y-12-12Z	22142Y-12-12Z	G3/4"X14	20	12	80	9.5	33.2	32
22141Y-16-12Z	22142Y-16-12Z	G1"X11	20	12	81.6	11	33.5	41
22141Y-16-16Z	22142Y-16-16Z	G1"X11	25	16	89.2	11	35	41
22141Y-20-16TZ	22142Y-20-16TZ	G1.1/4"X11	25	16	87	9.1	32.9	50
22141Y-20-20WZ	22142Y-20-20WZ	G1.1/4"X11	32	20	102.9/105	10	41.2	50
22141Y-24-24WZ	22142Y-24-24WZ	G1.1/2"X11	40	24	119.8/122.8	11.5	49	55
22141Y-32-32WZ	22142Y-32-32WZ	G2"X11	50	32	137.4/140.8	15	53	70

注: 1.尺寸A中"/"前尺寸适用于编织软管,"/"后尺寸适用于缠绕软管。2.所有一体式接头都镀 Cr3+ 锌。

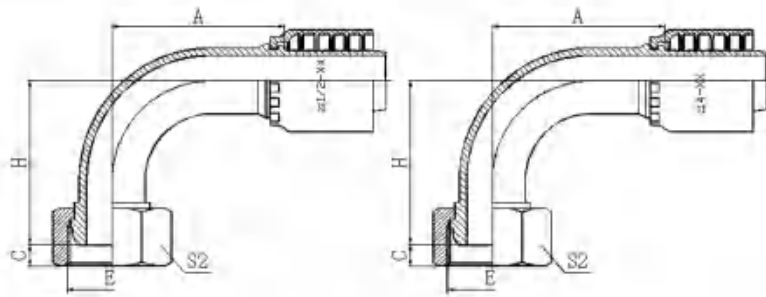
3. 编织芯适用于软管FC686、FC687、GH663、GH793、GH781,缠绕芯适用于软管2755、GH506。

Note:1.The dimension before "/" for A is suitable for braided hose, and the dimension after "/" for A is suitable for spiral hose. 2.The plating for one piece hose fitting is zinc with Cr3+ . 3.The compatible hose for braided nipple:FC686、FC687、GH663、GH793、GH781,and for spiral nipple:2755、GH506.

注: 当材料代号为碳钢时, 则不标注材料代号。为不锈钢材料时, 标注SS, 如SS22141Y-XX

Note: When the material code is carbon steel, the material code is not marked. When it is stainless steel, SS is marked, such as SS22141Y-XX.

一体式接头 One piece hose fitting



22191Y

90° 英管内螺纹球面

90° BSP FEMALE MULTISEAL

代号PART NO.		螺纹 E THREAD E	胶管 HOSE BORE		尺寸 DIMENSIONS			
编织 BRAIDED	缠绕 SPIRAL		公称内径 DN	标号 DASH	A	C	H	S2
22191Y-02-04Z	-	G1/8"X28	6	04	30	2	38	14
22191Y-04-04Z	-	G1/4"X19	6	04	30	4	38	19
22191Y-04-05Z	-	G1/4"X19	8	05	33	4	41.5	19
22191Y-06-05Z	-	G3/8"X19	8	05	33	5	42	22
22191Y-06-06Z	22192Y-06-06Z	G3/8"X19	10	06	35.3	5	44.3	22
22191Y-06-08Z	22192Y-06-08Z	G3/8"X19	12	08	41	5	50	22
22191Y-08-06TZ	22192Y-08-06TZ	G1/2"X14	10	06	35.3	6	44.3	27
22191Y-08-08Z	22192Y-08-08Z	G1/2"X14	12	08	41	6	52.5	27
22191Y-10-10Z	22192Y-10-10Z	G5/8"X14	16	10	56	8	57.5	30
22191Y-10-12Z	22192Y-10-12Z	G5/8"X14	20	12	65.5	8	67	30
22191Y-12-08TZ	22192Y-12-08TZ	G3/4"X14	12	08	41	9.5	52	32
22191Y-12-10Z	22192Y-12-10Z	G3/4"X14	16	10	56	9.5	58.5	32
22191Y-12-12Z	22192Y-12-12Z	G3/4"X14	20	12	64.9	9.5	68	32
22191Y-16-12TZ	22192Y-16-12TZ	G1"X11	20	12	65.5	11	65	41
22191Y-16-16Z	22192Y-16-16Z	G1"X11	25	16	76.7	11	75	41
22191Y-20-16TZ	22192Y-20-16TZ	G1.1/4"X11	25	16	76.7	10	72	50
22191Y-20-20WZ	22192Y-20-20WZ	G1.1/4"X11	32	20	92.3/94.4	10	85.3	50
22191Y-24-24WZ	22192Y-24-24WZ	G1.1/2"X11	40	24	109.4/112.4	11.5	108	55
22191Y-32-32WZ	22192Y-32-32WZ	G2"X11	50	32	133.1/116.5	15	123.8	70

注: 1.尺寸A中"/"前尺寸适用于编织软管,"/"后尺寸适用于缠绕软管。2.所有一体式接头都镀 Cr3+锌。

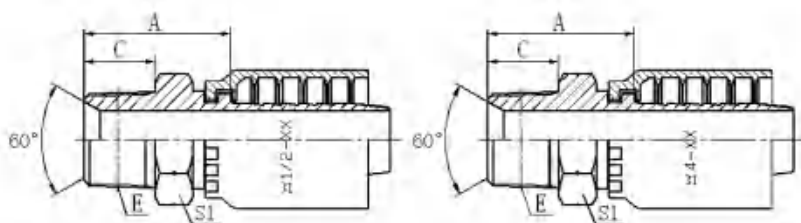
3.编织芯适用于软管FC686、FC687、GH663、GH793、GH781,缠绕芯适用于软管2755、GH506。

Note:1.The dimension before "/" for A is suitable for braided hose, and the dimension after "/" for A is suitable for spiral hose. 2.The plating for one piece hose fitting is zinc with Cr3+ . 3.The compatible hose for braided nipple:FC686、FC687、GH663、GH793、GH781,and for spiral nipple:2755、GH506.

注: 当材料代号为碳钢时, 则不标注材料代号, 为不锈钢材料时, 标注SS, 如SS20741Y22191Y-XX

Note: When the material code is carbon steel, the material code is not marked. When it is stainless steel, SS is marked, such as SS22191Y-XX.

一体式接头 One piece hose fitting



13011Y-SP

英锥管外螺纹

BSPT MALE

代号PART NO.		螺纹 E THREAD E	胶管 HOSE BORE		尺寸 DIMENSIONS			
编织 BRAIDED	缠绕 SPIRAL		公称内径 DN	标号 DASH	A	C	S1	
13011Y-02-04SPZ	-	R1/8"X28	6	04	22.5	10	12	
13011Y-04-04SPZ	-	R1/4"X19	6	04	27	14.5	14	
13011Y-04-05SPZ	-	R1/4"X19	8	05	27	14.5	14	
13011Y-04-06SPZ	13012Y-04-06SPZ	R1/4"X19	10	06	27	14.5	17	
13011Y-06-04SPZ	-	R3/8"X19	6	04	27.5	15	17	
13011Y-06-05SPZ	-	R3/8"X19	8	05	27.5	15	17	
13011Y-06-06SPZ	13012Y-06-06SPZ	R3/8"X19	10	06	27.5	15	17	
13011Y-06-08SPZ	13012Y-06-08SPZ	R3/8"X19	12	08	28	15	22	
13011Y-08-06SPZ	13012Y-08-06SPZ	R1/2"X14	10	06	34.5	20	22	
13011Y-08-08SPZ	13012Y-08-08SPZ	R1/2"X14	12	08	35	20	22	
13011Y-08-10SPZ	13012Y-08-10SPZ	R1/2"X14	16	10	35.5	20	22	
13011Y-08-12SPZ	13012Y-08-12SPZ	R1/2"X14	20	12	38	20	27	
13011Y-12-08SPZ	13012Y-12-08SPZ	R3/4"X14	12	08	37	20	27	
13011Y-12-10SPZ	13012Y-12-10SPZ	R3/4"X14	16	10	38	20	27	
13011Y-12-12SPZ	13012Y-12-12SPZ	R3/4"X14	20	12	38.5	20	27	
13011Y-12-16SPZ	13012Y-12-16SPZ	R3/4"X14	25	16	40.5	20	32	
13011Y-16-12SPZ	13012Y-16-12SPZ	R1"X11	20	12	43.5	25.5	36	
13011Y-16-16SPZ	13012Y-16-16SPZ	R1"X11	25	16	45	25.5	36	
13011Y-20-20SPZ	13012Y-20-20SPZ	R1.1/4"X11	32	20	49.5/51.6	26.5	46	
13011Y-24-24SPZ	13012Y-24-24SPZ	R1.1/2"X11	40	24	52.5/55.5	26.5	50	
13011Y-32-24SPZ	13012Y-32-24SPZ	R2"X11	40	24	57/60	30	65	
13011Y-32-32SPZ	13012Y-32-32SPZ	R2"X11	50	32	57/60.4	30	65	

注: 1.尺寸A中"/"前尺寸适用于编织软管,"/"后尺寸适用于缠绕软管。 2.所有一体式接头都镀 Cr3+ 锌。

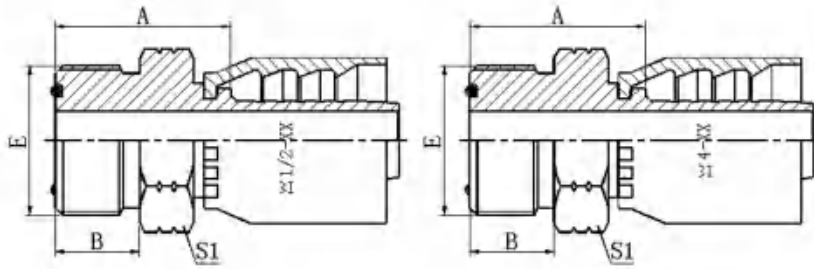
3.编织芯适用于软管FC686、FC687、GH663、GH793、GH781,缠绕芯适用于软管2755、GH506。

Note:1.The dimension before "/" for A is suitable for braided hose, and the dimension after "/" for A is suitable for spiral hose。 2.The plating for one piece hose fitting is zinc with Cr3+。 3.The compatible hose for braided nipple:FC686、FC687、GH663、GH793、GH781,and for spiral nipple:2755、GH506。

注: 当材料代号为碳钢时, 则不标注材料代号, 为不锈钢材料时, 标注SS, 如SS13011Y-XX

Note: When the material code is carbon steel, the material code is not marked. When it is stainless steel, SS is marked, such as SS13011Y-XX

一体式接头 One piece hose fitting



14211Y

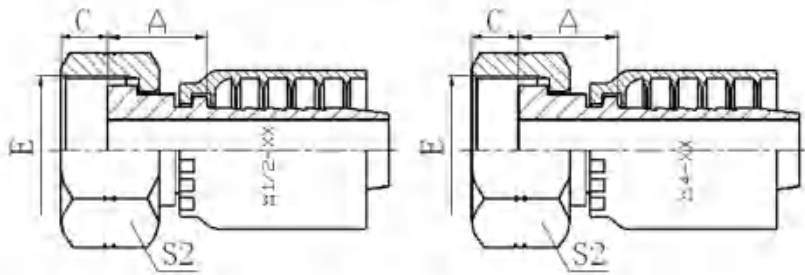
美制ORFS外螺纹平面
ORFS MALE FLAT SEAL

代号PART NO.		螺纹 E THREAD E	胶管 HOSE BORE		O形圈 O-RING	尺寸 DIMENSIONS		
编织 BRAIDED	缠绕 SPIRAL		公称内径 DN	标号 DASH		A	B	S1
14211Y-04-04Z	-	9/16"X18	6	04	O011	22.5	9.8	17
14211Y-06-04Z	-	11/16"X16	6	04	O012	24	11.2	19
14211Y-06-06Z	14212Y-06-06Z	11/16"X16	10	06	O012	24	11.2	19
14211Y-08-06Z	14212Y-08-06Z	13/16"X16	10	06	O014	27.5	13	22
14211Y-08-08Z	14212Y-08-08Z	13/16"X16	12	08	O014	28.5	12.8	22
14211Y-08-10Z	14212Y-08-10Z	13/16"X16	16	10	O014	28.5	12.8	22
14211Y-10-08Z	14212Y-10-08Z	1"X14	12	08	O016	32.5	15.5	27
14211Y-10-10Z	14212Y-10-10Z	1"X14	16	10	O016	33.5	15.5	27
14211Y-12-08Z	14212Y-12-08Z	1.3/16"X12	12	08	O018	35.5	17	32
14211Y-12-10Z	14212Y-12-10Z	1.3/16"X12	16	10	O018	36	17	32
14211Y-12-12Z	14212Y-12-12Z	1.3/16"X12	20	12	O018	36.5	17	32
14211Y-16-12Z	14212Y-16-12Z	1.7/16"X12	20	12	O021	37	17.5	38
14211Y-16-16Z	14212Y-16-16Z	1.7/16"X12	25	16	O021	38.5	17.5	38
14211Y-20-20Z	14212Y-20-20Z	1.11/16"X12	32	20	O025	41.5/43.6	17.5	46
14211Y-24-24Z	14212Y-24-24Z	2"X12	40	24	O029	46.5/49.5	17.5	55

注: 1.尺寸A中"l"前尺寸适用于编织软管,"l"后尺寸适用于缠绕软管。 2.所有一体式接头都镀 Cr3+锌。
3.编织芯适用于软管FC686、FC687、GH663、GH793、GH781,缠绕芯适用于软管2755、GH506。
Note:1.The dimension before "l" for A is suitable for braided hose, and the dimension after "l" for A is suitable for spiral hose。 2.The plating for one piece hose fitting is zinc with Cr3+。 3.The compatible hose for braided nipple:FC686、FC687、GH663、GH793、GH781,and for spiral nipple:2755、GH506。

注: 当材料代号为碳钢时, 则不标注材料代号, 为不锈钢材料时, 标注SS, 如SS14211Y-XX
Note: When the material code is carbon steel, the material code is not marked. When it is stainless steel, SS is marked, such as SS14211Y-XX

一体式接头 One piece hose fitting



24211Y

美制ORFS内螺纹平面
ORFS FEMALE FLAT SEAL

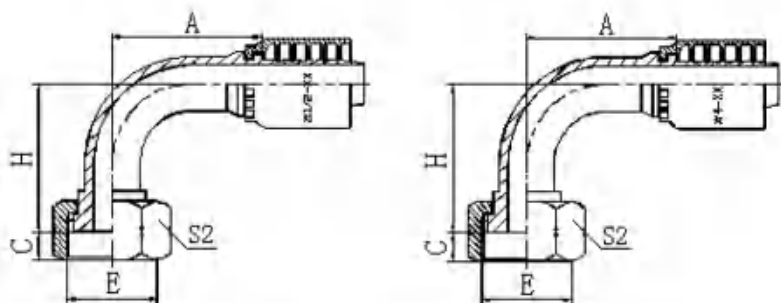
代号PART NO.		螺纹 E THREAD E	胶管 HOSE BORE		尺寸 DIMENSIONS		
编织 BRAIDED	缠绕 SPIRAL		公称内径 DN	标号 DASH	A	C	S2
24211Y-04-04Z	-	9/16"X18	6	04	22.5	8.5	19
24211Y-04-05Z	-	9/16"X18	8	05	22.5	8.5	19
24211Y-04-06Z	24212Y-04-06Z	9/16"X18	10	06	22.5	8.5	19
24211Y-06-04TZ	-	11/16"X16	6	04	23.5	10	22
24211Y-06-05TZ	-	11/16"X16	8	05	23.5	10	22
24211Y-06-06Z	24212Y-06-06Z	11/16"X16	10	06	25.5	10	22
24211Y-06-08Z	24212Y-06-08Z	11/16"X16	12	08	26	10	22
24211Y-08-05TZ	24212Y-08-05TZ	13/16"X16	8	05	25	11	27
24211Y-08-06TZ	24212Y-08-06TZ	13/16"X16	10	06	25	11	27
24211Y-08-08Z	24212Y-08-08Z	13/16"X16	12	08	28	11	27
24211Y-08-10Z	24212Y-08-10Z	13/16"X16	16	10	29	11	27
24211Y-10-08TZ	24212Y-10-08TZ	1"X14	12	08	29.5	13.5	30
24211Y-10-10Z	24212Y-10-10Z	1"X14	16	10	33	13.5	30
24211Y-10-12Z	24212Y-10-12Z	1"X14	20	12	33.5	13.5	30
24211Y-12-08TZ	24212Y-12-08TZ	1.3/16"X12	12	08	30.5	15	36
24211Y-12-10TZ	24212Y-12-10TZ	1.3/16"X12	16	10	31.5	15	36
24211Y-12-12Z	24212Y-12-12Z	1.3/16"X12	20	12	35	15	36
24211Y-12-16Z	24212Y-12-16Z	1.3/16"X12	25	16	36	15	36
24211Y-16-12TZ	24212Y-16-12TZ	1.7/16"X12	20	12	35	14.8	41
24211Y-16-16TZ	24212Y-16-16TZ	1.7/16"X12	25	16	35	14.8	41
24211Y-16-20Z	24212Y-16-20Z	1.7/16"X12	32	20	39.5	14.8	41
24211Y-20-16TZ	24212Y-20-16TZ	1.11/16"X12	25	16	34.5	15	50
24211Y-20-20WZ	24212Y-20-20WZ	1.11/16"X12	32	20	42.5/44.6	15	50
24211Y-20-24WZ	24212Y-20-24WZ	1.11/16"X12	40	24	42.5/45.5	15	50
24211Y-24-20TZ	24212Y-24-20TZ	2"X12	32	20	36/38.1	14.8	60
24211Y-24-24TZ	24212Y-24-24TZ	2"X12	40	24	36/39	14.8	60

注: 1.尺寸A中"/"前尺寸适用于编织软管,"/"后尺寸适用于缠绕软管。 2.所有一体式接头都镀 Cr3+ 锌。
3.编织芯适用于软管FC686、FC687、GH663、GH793、GH781,缠绕芯适用于软管2755、GH506。
Note:1.The dimension before "/" for A is suitable for braided hose, and the dimension after "/" for A is suitable for spiral hose。 2.The plating for one piece hose fitting is zinc with Cr3+。 3.The compatible hose for braided nipple:FC686、FC687、GH663、GH793、GH781,and for spiral nipple:2755、GH506。

注: 当材料代号为碳钢时, 则不标注材料代号, 为不锈钢材料时, 标注SS, 如SS24211Y-XX

Note: When the material code is carbon steel, the material code is not marked. When it is stainless steel, SS is marked, such as SS24211Y-XX

一体式接头 One piece hose fitting



24291Y

90° 美制ORFS内螺纹平面
90° ORFS FEMALE FLAT SEAL

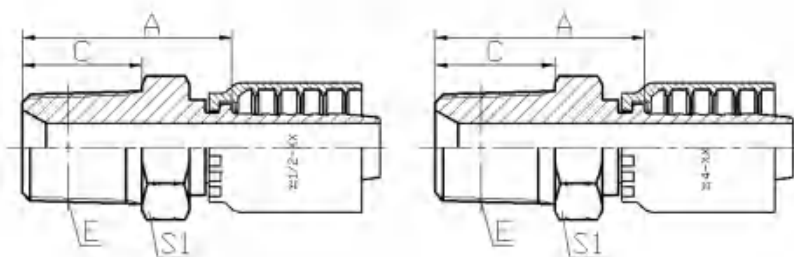
代号PART NO.		螺纹 E	胶管 HOSE BORE		尺寸 DIMENSIONS			
编织 BRAIDED	缠绕 SPIRAL	THREAD E	公称内径 DN	标号 DASH	A	H	C	S2
24291Y-04-04Z	-	9/16"X18	6	04	30	41	8.5	19
24291Y-04-05Z	-	9/16"X18	8	05	33	44	8.5	19
24291Y-06-05TZ	-	11/16"X16	8	05	33	37.5	10	22
24291Y-06-06Z	24292Y-06-06Z	11/16"X16	10	06	35.3	49.3	10	22
24291Y-06-08Z	24292Y-06-08Z	11/16"X16	12	08	35.8	49.3	10	22
24291Y-08-06TZ	24292Y-08-06TZ	13/16"X16	10	06	35.3	39.8	11	27
24291Y-08-08Z	24292Y-08-08Z	13/16"X16	12	08	41	57.5	11	27
24291Y-08-10Z	24292Y-08-10Z	13/16"X16	16	10	56.5	61.5	11	27
24291Y-10-08TZ	24292Y-10-08TZ	1"X14	12	08	41	46	13.5	30
24291Y-10-10Z	24292Y-10-10Z	1"X14	16	10	56	66	13.5	30
24291Y-10-12Z	24292Y-10-12Z	1"X14	20	12	65.5	75.5	13.5	30
24291Y-12-10TZ	24292Y-12-10TZ	1.3/16"X12	16	10	56	51.5	15	36
24291Y-12-12Z	24292Y-12-12Z	1.3/16"X12	20	12	65.5	77	15	36
24291Y-12-16Z	24292Y-12-16Z	1.3/16"X12	25	16	76.7	83.5	15	36
24291Y-16-12TZ	24292Y-16-12TZ	1.7/16"X12	20	12	65.5	62	14.8	41
24291Y-16-16TZ	24292Y-16-16TZ	1.7/16"X12	25	16	76.9	67.5	14.8	41
24291Y-20-16TZ	24292Y-20-16TZ	1.11/16"X12	25	16	76.7	67.5	15	50
24291Y-20-20WZ	24292Y-20-20WZ	1.11/16"X12	32	20	93/95.1	100	15	50
24291Y-24-20TZ	24292Y-24-20TZ	2"X12	32	20	93/95.1	78.5	14.8	60
24291Y-24-24TZ	24292Y-24-24TZ	2"X12	40	24	109.4/112.4	92	14.8	60

注: 1.尺寸A中"/"前尺寸适用于编织软管,"/"后尺寸适用于缠绕软管。 2.所有一体式接头都镀 Cr3+ 锌。
3.编织芯适用于软管FC686、FC687、GH663、GH793、GH781,缠绕芯适用于软管2755、GH506。
Note:1.The dimension before"/" for A is suitable for braided hose, and the dimension after"/" for A is suitable for spiral hose。 2.The plating for one piece hose fitting is zinc with Cr3+ 。 3.The compatible hose for braided nipple:FC686、FC687、GH663、GH793、GH781,and for spiral nipple:2755、GH506。

注: 当材料代号为碳钢时, 则不标注材料代号, 为不锈钢材料时, 标注SS, 如SS24291Y-XX

Note: When the material code is carbon steel, the material code is not marked, When it is stainless steel, SS is marked, such as SS24291Y-XX

一体式接头 One piece hose fitting



15611Y
布锥管外螺纹
NPT MALE

代号PART NO.		螺纹 E THREAD E	胶管 HOSE BORE		尺寸 DIMENSIONS		
编织 BRAIDED	缠绕 SPIRAL		公称内径 DN	标号 DASH	A	C	S1
15611Y-04-04Z	-	Z1/4"X18	6	04	28	15	17
15611Y-04-05Z	-	Z1/4"X18	8	05	28	15	17
15611Y-04-06Z	15612Y-04-06Z	Z1/4"X18	10	06	27.5	15	17
15611Y-06-04Z	-	Z3/8"X18	6	04	29	16	19
15611Y-06-05Z	-	Z3/8"X18	8	05	29	16	19
15611Y-06-06Z	15612Y-06-06Z	Z3/8"X18	10	06	29	16	19
15611Y-06-08Z	15612Y-06-08Z	Z3/8"X18	12	08	30.5	16	19
15611Y-08-06Z	15612Y-08-06Z	Z1/2"X14	10	06	34	19.5	22
15611Y-08-08Z	15612Y-08-08Z	Z1/2"X14	12	08	34.5	19	22
15611Y-08-10Z	15612Y-08-10Z	Z1/2"X14	16	10	35.5	19.5	22
15611Y-12-08Z	15612Y-12-08Z	Z3/4"X14	12	08	37.5	19.5	27
15611Y-12-10Z	15612Y-12-10Z	Z3/4"X14	16	10	37.5	19.5	27
15611Y-12-12Z	15612Y-12-12Z	Z3/4"X14	20	12	38.5	19.5	27
15611Y-12-16Z	15612Y-12-16Z	Z3/4"X14	25	16	39.5	20	32
15611Y-16-10Z	15612Y-16-10Z	Z1"X11.5	16	10	45	25.5	36
15611Y-16-12Z	15612Y-16-12Z	Z1"X11.5	20	12	45	25.5	36
15611Y-16-16Z	15612Y-16-16Z	Z1"X11.5	25	16	46.5	25.5	36
15611Y-20-16Z	15612Y-20-16Z	Z1.1/4"X11.5	25	16	49.5	26.5	46
15611Y-20-20Z	15612Y-20-20Z	Z1.1/4"X11.5	32	20	50.5/52.6	26.5	46
15611Y-24-24Z	15612Y-24-24Z	Z1.1/2"X11.5	40	24	51/54	26	50
15611Y-32-32Z	15612Y-32-32Z	Z2"X11.5	50	32	55/58.4	27.5	65

注: 1.尺寸A中"/"前尺寸适用于编织软管,"/"后尺寸适用于缠绕软管。2.所有一体式接头都镀 Cr3+ 锌。

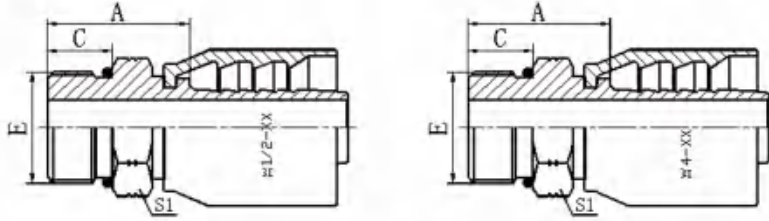
3. 编织芯适用于软管FC686、FC687、GH663、GH793、GH781,缠绕芯适用于软管2755、GH506。

Note:1.The dimension before"/" for A is suitable for braided hose, and the dimension after "/" for A is suitable for spiral hose。2.The plating for one piece hose fitting is zinc with Cr3+。3.The compatible hose for braided nipple:FC686、FC687、GH663、GH793、GH781,and for spiral nipple:2755、GH506。

注: 当材料代号为碳钢时, 则不标注材料代号, 为不锈钢材料时, 标注SS, 如SS15611Y-XX

Note: When the material code is carbon steel, the material code is not marked, When it is stainless steel, SS is marked, such as SS15611Y-XX

一体式接头 One piece hose fitting



16011Y

美制SAE外螺纹带O形圈
SAE O-RING MALE

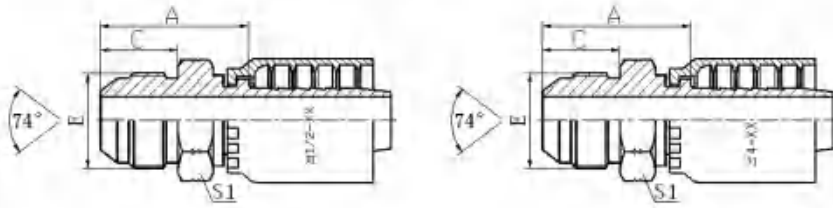
代号PART NO.		螺纹 E THREAD E	胶管 HOSE BORE		O 形圈 O RING	尺寸 DIMENSIONS		
编织 BRAIDED	缠绕 SPIRAL		公称内径 DN	标号 DASH		A	C	S1
16011Y-04-04Z	-	7/16"X20	6	04	O904	21.5	9.1	14
16011Y-05-04Z	-	1/2"X20	6	04	O905	21.5	9.1	17
16011Y-06-05Z	-	9/16"X18	8	05	O906	22.5	9.9	17
16011Y-06-06Z	16012Y-06-06Z	9/16"X18	10	06	O906	22.5	9.9	17
16011Y-08-06Z	16012Y-08-06Z	3/4"X16	10	06	O908	23.5	11.1	22
16011Y-08-08Z	16012Y-08-08Z	3/4"X16	12	08	O908	24	11.1	22
16011Y-10-08Z	16012Y-10-08Z	7/8"X14	12	08	O910	30	12.7	27
16011Y-10-10Z	16012Y-10-10Z	7/8"X14	16	10	O910	31	12.7	27
16011Y-12-10Z	16012Y-12-10Z	1.1/16"X12	16	10	O912	34.5	15.1	32
16011Y-12-12Z	16012Y-12-12Z	1.1/16"X12	20	12	O912	34	15.1	32
16011Y-16-16Z	16012Y-16-16Z	1.5/16"X12	25	16	O916	36	15.1	38

注: 1.尺寸A中"/"前尺寸适用于编织软管,"/"后尺寸适用于缠绕软管。2.所有一体式接头都镀 Cr3+ 锌。
3. 编织芯适用于软管FC686、FC687、GH663、GH793、GH781,缠绕芯适用于软管2755、GH506。
Note:1.The dimension before "/" for A is suitable for braided hose, and the dimension after "/" for A is suitable for spiral hose。 2.The plating for one piece hose fitting is zinc with Cr3+。 3.The compatible hose for braided nipple:FC686、FC687、GH663、GH793、GH781,and for spiral nipple:2755、GH506。

注: 当材料代号为碳钢时, 则不标注材料代号, 为不锈钢材料时, 标注SS, 如SS16011Y-XX

Note: When the material code is carbon steel, the material code is not marked. When it is stainless steel, SS is marked, such as SS16011Y-XX

一体式接头 One piece hose fitting



16711Y

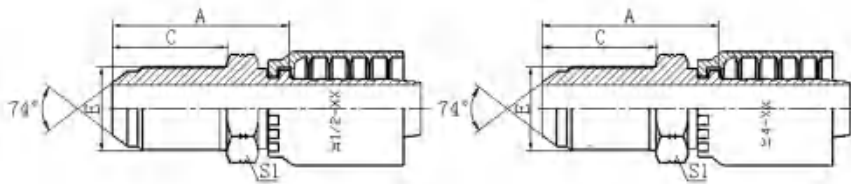
美制JIC外螺纹74° 外锥面
JIC MALE 74° CONE

代号PART NO.		螺纹 E THREAD E	胶管 HOSE BORE		尺寸 DIMENSIONS		
编织 BRAIDED	缠绕 SPIRAL		公称内径 DN	标号 DASH	A	C	S1
16711Y-04-04Z	-	7/16"X20	6	04	26.5	14	12
16711Y-05-04Z	-	1/2"X20	6	04	26.5	14	14
16711Y-05-05Z	-	1/2"X20	8	05	26.5	14	14
16711Y-05-06Z	16712Y-05-06Z	1/2"X20	10	06	26.5	14	17
16711Y-06-04Z	-	9/16"X18	6	04	26.5	14.1	17
16711Y-06-05Z	-	9/16"X18	8	05	26.5	14.1	17
16711Y-06-06Z	16712Y-06-06Z	9/16"X18	10	06	26.5	14.1	17
16711Y-08-06Z	16712Y-08-06Z	3/4"X16	10	06	31.5	16.7	22
16711Y-08-08Z	16712Y-08-08Z	3/4"X16	12	08	32	16.7	22
16711Y-10-06Z	16712Y-10-06Z	7/8"X14	10	06	33.5	19.3	24
16711Y-10-08Z	16712Y-10-08Z	7/8"X14	12	08	34	19.3	24
16711Y-10-10Z	16712Y-10-10Z	7/8"X14	16	10	35	19.3	24
16711Y-12-08Z	16712Y-12-08Z	1.1/16"X12	12	08	38.5	21.9	30
16711Y-12-10Z	16712Y-12-10Z	1.1/16"X12	16	10	39.5	21.9	30
16711Y-12-12Z	16712Y-12-12Z	1.1/16"X12	20	12	40	21.9	30
16711Y-12-16Z	16712Y-12-16Z	1.1/16"X12	25	16	42.5	21.9	30
16711Y-14-10Z	16712Y-14-10Z	1.3/16"X12	16	10	41.5	22.6	32
16711Y-14-12Z	16712Y-14-12Z	1.3/16"X12	20	12	40.5	22.6	32
16711Y-16-12Z	16712Y-16-12Z	1.5/16"X12	20	12	43	23.1	36
16711Y-16-16Z	16712Y-16-16Z	1.5/16"X12	25	16	43.5	23.1	36
16711Y-20-16Z	16712Y-20-16Z	1.5/8"X12	25	16	47	24.3	46
16711Y-20-20Z	16712Y-20-20Z	1.5/8"X12	32	20	47/49.1	24.3	46
16711Y-24-20Z	16712Y-24-20Z	1.7/8"X12	32	20	53/55.1	27.5	50
16711Y-24-24Z	16712Y-24-24Z	1.7/8"X12	40	24	53/56	27.5	50
16711Y-32-32Z	16712Y-32-32Z	2.1/2"X12	50	32	62/65.4	33.9	65

注: 1.尺寸A中"/"前尺寸适用于编织软管,"/"后尺寸适用于缠绕软管。2.所有一体式接头都镀 Cr3+ 锌。
3. 编织芯适用于软管FC686、FC687、GH663、GH793、GH781,缠绕芯适用于软管2755、GH506。
Note:1.The dimension before "/" for A is suitable for braided hose, and the dimension after "/" for A is suitable for spiral hose. 2.The plating for one piece hose fitting is zinc with Cr3+ 。 3.The compatible hose for braided nipple:FC686、FC687、GH663、GH793、GH781,and for spiral nipple:2755、GH506.

注: 当材料代号为碳钢时, 则不标注材料代号, 为不锈钢材料时, 标注SS, 如SS16711Y-XX
Note: When the material code is carbon steel, the material code is not marked. When it is stainless steel, SS is marked, such as SS16711Y-XX.

一体式接头 One piece hose fitting



16711LY
美制JIC外螺纹74° 外锥面
JIC MALE 74° CONE

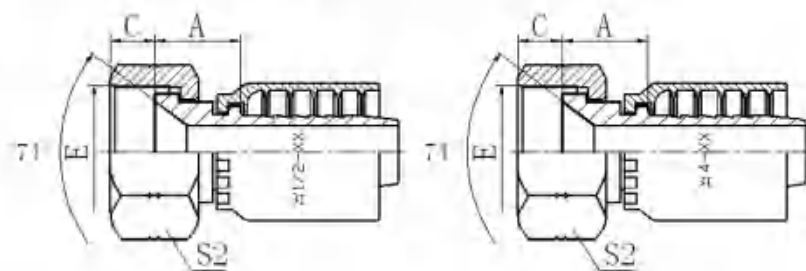
代号PART NO.		螺纹 E THREAD E	胶管 HOSE BORE		尺寸 DIMENSIONS		
编织 BRAIDED	缠绕 SPIRAL		公称内径 DN	标号 DASH	A	C	S1
16711LY-04-04Z	-	7/16"X20	6	04	45	32.5	17
16711LY-05-04Z	-	1/2"X20	6	04	43	30.5	19
16711LY-05-05Z	-	1/2"X20	8	05	43	30.5	19
16711LY-06-04Z	-	9/16"X18	6	04	47	32.5	22
16711LY-06-05Z	-	9/16"X18	8	05	47	32.5	22
16711LY-06-06Z	16712LY-06-06Z	9/16"X18	10	06	47	32.5	22
16711LY-08-06Z	16712LY-08-06Z	3/4"X16	10	06	51	36.5	24
16711LY-08-08Z	16712LY-08-08Z	3/4"X16	12	08	51.5	36.5	24
16711LY-10-06Z	16712LY-10-06Z	7/8"X14	10	06	56.5	40	30
16711LY-10-08Z	16712LY-10-08Z	7/8"X14	12	08	57	40	30
16711LY-10-10Z	16712LY-10-10Z	7/8"X14	16	10	58	40	30
16711LY-12-08Z	16712LY-12-08Z	1.1/16"X12	12	08	63.5	44.5	36
16711LY-12-10Z	16712LY-12-10Z	1.1/16"X12	16	10	64	44.5	36
16711LY-12-12Z	16712LY-12-12Z	1.1/16"X12	20	12	64.5	44.5	36
16711LY-16-12Z	16712LY-16-12Z	1.5/16"X12	20	12	66	44.5	41
16711LY-16-16Z	16712LY-16-16Z	1.5/16"X12	25	16	67	44.5	41
16711LY-20-16Z	16712LY-20-16Z	1.5/8"X12	25	16	70.5	45.7	50
16711LY-20-20Z	16712LY-20-20Z	1.5/8"X12	32	20	71.2/73.3	45.7	50
16711LY-24-20Z	16712LY-24-20Z	1.7/8"X12	32	20	71.5/73.3	46	55
16711LY-24-24Z	16712LY-24-24Z	1.7/8"X12	40	24	71.5/74.5	46	55

注: 1.尺寸A中"/"前尺寸适用于编织软管,"/"后尺寸适用于缠绕软管。 2.所有一体式接头都镀 Cr3+ 锌。
3.编织芯适用于软管FC686、FC687、GH663、GH793、GH781,缠绕芯适用于软管2755、GH506。
Note:1.The dimension before"/" for A is suitable for braided hose, and the dimension after "/" for A is suitable for spiral hose。 2.The plating for one piece hose fitting is zinc with Cr3+ 。 3.The compatible hose for braided nipple:FC686、FC687、GH663、GH793、GH781,and for spiral nipple:2755、GH506。

注: 当材料代号为碳钢时, 则不标注材料代号, 为不锈钢材料时, 标注SS, 如SS16711LY-XX

Note: When the material code is carbon steel, the material code is not marked. When it is stainless steel, SS is marked, such as SS16711LY-XX.

一体式接头 One piece hose fitting



26711Y

美制JIC内螺纹74° 内锥面
JIC FEMALE 74° CONE SEAL

代号PART NO.		螺纹 E THREAD E	胶管 HOSE BORE		尺寸 DIMENSIONS		
编织 BRAIDED	缠绕 SPIRAL		公称内径 DN	标号 DASH	A	C	S1
26711Y-04-04Z	-	7/16"X20	6	04	15	9	15
26711Y-05-04Z	-	1/2"X20	6	04	15.5	9.5	17
26711Y-05-05Z	-	1/2"X20	8	05	15.5	9.5	17
26711Y-05-06Z	26712Y-05-06Z	1/2"X20	10	06	15.5	9.5	17
26711Y-06-04Z	-	9/16"X18	6	04	15.5	10.5	19
26711Y-06-05Z	-	9/16"X18	8	05	15.5	10.5	19
26711Y-06-06Z	26712Y-06-06Z	9/16"X18	10	06	15.5	10.5	19
26711Y-06-08Z	26712Y-06-08Z	9/16"X18	12	08	16	10.5	19
26711Y-08-06Z	26712Y-08-06Z	3/4"X16	10	06	17.5	11	24
26711Y-08-08Z	26712Y-08-08Z	3/4"X16	12	08	18.5	11	24
26711Y-08-10Z	26712Y-08-10Z	3/4"X16	16	10	19	11	24
26711Y-10-08Z	26712Y-10-08Z	7/8"X14	12	08	19	13	27
26711Y-10-10Z	26712Y-10-10Z	7/8"X14	16	10	19.5	13	27
26711Y-10-12Z	26712Y-10-12Z	7/8"X14	20	12	20	13	27
26711Y-12-08TZ	26712Y-12-08TZ	1.1/16"X12	12	08	19.5	15	32
26711Y-12-10Z	26712Y-12-10Z	1.1/16"X12	16	10	21	15	32
26711Y-12-12Z	26712Y-12-12Z	1.1/16"X12	20	12	21.5	15	32
26711Y-12-16Z	26712Y-12-16Z	1.1/16"X12	25	16	23	15	32
26711Y-14-12Z	26712Y-14-12Z	1.3/16"X12	20	12	21.5	15	36
26711Y-16-12TZ	26712Y-16-12TZ	1.5/16"X12	20	12	18.5	16	41
26711Y-16-16Z	26712Y-16-16Z	1.5/16"X12	25	16	23	16	41
26711Y-16-20Z	26712Y-16-20Z	1.5/16"X12	32	20	24/26.1	16	41
26711Y-20-16TZ	26712Y-20-16TZ	1.5/8"X12	25	16	23	17	50
26711Y-20-20WZ	26712Y-20-20WZ	1.5/8"X12	32	20	25/27.1	17	50
26711Y-24-20TZ	26712Y-24-20TZ	1.7/8"X12	32	20	26.5/28.6	20	55
26711Y-24-24WZ	26712Y-24-24WZ	1.7/8"X12	40	24	26.5/29.5	20	55
26711Y-32-24TZ	26712Y-32-24TZ	2.1/2"X12	40	24	27/30	23.5	75
26711Y-32-32TZ	26712Y-32-32TZ	2.1/2"X12	50	32	27/30.4	23.5	75

注: 1.尺寸A中"/"前尺寸适用于编织软管,"/"后尺寸适用于缠绕软管。2.所有一体式接头都镀 Cr3+锌。

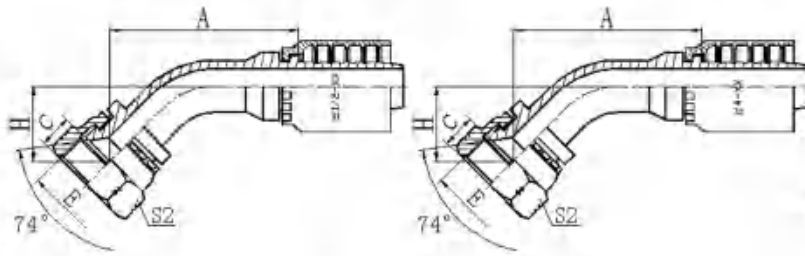
3.编织芯适用于软管FC686、FC687、GH663、GH793、GH781,缠绕芯适用于软管2755、GH506。

Note:1.The dimension before"/" for A is suitable for braided hose, and the dimension after "/" for A is suitable for spiral hose. 2.The plating for one piece hose fitting is zinc with Cr3+ . 3.The compatible hose for braided nipple:FC686、FC687、GH663、GH793、GH781,and for spiral nipple:2755、GH506.

注: 当材料代号为碳钢时, 则不标注材料代号, 为不锈钢材料时, 标注SS, 如SS26711Y-XX。

Note: When the material code is carbon steel, the material code is not marked. When it is stainless steel, SS is marked, such as SS26711Y-XX.

一体式接头 One piece hose fitting



26741Y

45° 美制JIC内螺纹74° 内锥面
45° JIC FEMALE 74° CONE SEAL

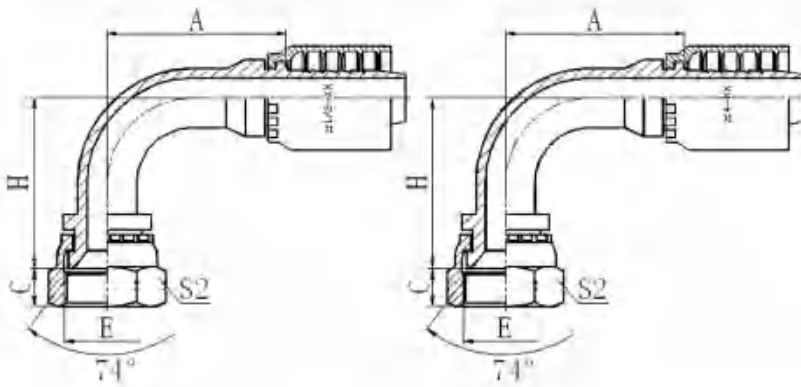
代号PART NO.		螺纹 E THREAD E	胶管 HOSE BORE		尺寸 DIMENSIONS			
编织 BRAIDED	缠绕 SPIRAL		公称内径 DN	标号 DASH	A	C	H	S2
26741Y-04-04Z	-	7/16"X20	6	04	35.2	9	13.1	15
26741Y-05-04Z	-	1/2"X20	6	04	35.6	9.5	13.5	17
26741Y-05-05Z	-	1/2"X20	8	05	37.7	9.5	14.4	17
26741Y-05-06Z	26742Y-05-06Z	1/2"X20	10	06	37.7	9.5	14.4	17
26741Y-06-04Z	-	9/16"X18	6	04	35.6	10.5	13.5	19
26741Y-06-05Z	-	9/16"X18	8	05	37.7	10.5	14.4	19
26741Y-06-06Z	26742Y-06-06Z	9/16"X18	10	06	38.8	10.5	14.8	19
26741Y-06-08Z	26742Y-06-08Z	9/16"X18	12	08	39.3	10.5	14.8	19
26741Y-08-06Z	26742Y-08-06Z	3/4"X16	10	06	40.2	11	16.2	24
26741Y-08-08Z	26742Y-08-08Z	3/4"X16	12	08	45.3	11	19	24
26741Y-10-08Z	26742Y-10-08Z	7/8"X14	12	08	46.3	13	20	27
26741Y-10-10Z	26742Y-10-10Z	7/8"X14	16	10	54.1	13	21.8	27
26741Y-10-12Z	26742Y-10-12Z	7/8"X14	20	12	58.6	13	21.8	27
26741Y-12-08Z	26742Y-12-08Z	1.1/16"X12	12	08	50.4	15	21.1	32
26741Y-12-10Z	26742Y-12-10Z	1.1/16"X12	16	10	55.1	15	22.8	32
26741Y-12-12Z	26742Y-12-12Z	1.1/16"X12	20	12	59.3	15	24.2	32
26741Y-12-16Z	26742Y-12-16Z	1.1/16"X12	25	16	70.3	15	24.2	32
26741Y-14-12Z	26742Y-14-12Z	1.3/16"X12	20	12	60.1	15	24.2	36
26741Y-16-12Z	26742Y-16-12Z	1.5/16"X12	20	12	60.1	16	24.2	41
26741Y-16-16Z	26742Y-16-16Z	1.5/16"X12	25	16	73.5	16	28	41
26741Y-16-20Z	26742Y-16-20Z	1.5/16"X12	32	20	83.5/85.6	16	28	41
26741Y-20-20WZ	26742Y-20-20WZ	1.5/8"X12	32	20	85.6/87.7	17	35.2	50
26741Y-24-20WZ	26742Y-24-20WZ	1.7/8"X12	32	20	86.6/88.7	20	40.1	55
26741Y-24-24WZ	26742Y-24-24WZ	1.7/8"X12	40	24	114.8/117.8	20	44.1	55
26741Y-32-32WZ	26742Y-32-32WZ	2.1/2"X12	50	32	135.9/139.3	23.5	51.6	75

注: 1.尺寸A中"前尺寸适用于编织软管,"后尺寸适用于缠绕软管。 2.所有一体式接头都镀 Cr3+锌。 3.编织芯适用于软管FC686、FC687、GH663、GH793、GH781,缠绕芯适用于软管2755、GH506。
Note: 1.The dimension before"/" for A is suitable for braided hose, and the dimension after "/" for A is suitable for spiral hose. 2.The plating for one piece hose fitting is zinc with Cr3+。 3.The compatible hose for braided nipple:FC686、FC687、GH663、GH793、GH781,and for spiral nipple:2755、GH506.

注: 当材料代号为碳钢时,则不标注材料代号,为不锈钢材料时,标注SS,如SS26741Y-XX

Note: When the material code is carbon steel, the material code is not marked. When it is stainless steel, SS is marked, such as SS26741Y-XX.

一体式接头 One piece hose fitting



26791Y

90° 美制JIC内螺纹74° 内锥面
90° JIC FEMALE 74° CONE SEAL

代号PART NO.		螺纹 E THREAD E	胶管 HOSE BORE		尺寸 DIMENSIONS			
编织 BRAIDED	缠绕 SPIRAL		公称内径 DN	标号 DASH	A	C	H	S2
26791Y-04-04Z	-	7/16"X20	6	04	30	9	26.5	15
26791Y-05-04Z	-	1/2"X20	6	04	30	9.5	27	17
26791Y-05-05Z	-	1/2"X20	8	05	33	9.5	30	17
26791Y-05-06Z	26792Y-05-06Z	1/2"X20	10	06	33	9.5	30	17
26791Y-06-04Z	-	9/16"X18	6	04	30	10.5	27	19
26791Y-06-05Z	-	9/16"X18	8	05	33	10.5	30	19
26791Y-06-06Z	26792Y-06-06Z	9/16"X18	10	06	34.5	10.5	31.5	19
26791Y-06-08Z	26792Y-06-08Z	9/16"X18	12	08	38	10.5	31.5	19
26791Y-08-06Z	26792Y-08-06Z	3/4"X16	10	06	34.5	11	33.5	24
26791Y-08-08Z	26792Y-08-08Z	3/4"X16	12	08	39.5	11	40	24
26791Y-08-10Z	26792Y-08-10Z	3/4"X16	16	10	45.5	11	40	24
26791Y-10-08Z	26792Y-10-08Z	7/8"X14	12	08	39.5	13	41.5	27
26791Y-10-10Z	26792Y-10-10Z	7/8"X14	16	10	49	13	47.5	27
26791Y-10-12Z	26792Y-10-12Z	7/8"X14	20	12	53.5	13	47.5	27
26791Y-12-08Z	26792Y-12-08Z	1.1/16"X12	12	08	43.5	15	43	32
26791Y-12-10Z	26792Y-12-10Z	1.1/16"X12	16	10	49	15	49	32
26791Y-12-12Z	26792Y-12-12Z	1.1/16"X12	20	12	54.5	15	53.5	32
26791Y-12-16Z	26792Y-12-16Z	1.1/16"X12	25	16	65.5	15	53.5	32
26791Y-14-12Z	26792Y-14-12Z	1.3/16"X12	20	12	55.3	15	53.5	36
26791Y-16-12Z	26792Y-16-12Z	1.5/16"X12	20	12	55.3	16	53.5	41
26791Y-16-16Z	26792Y-16-16Z	1.5/16"X12	25	16	71	16	65	41
26791Y-16-20Z	26792Y-16-20Z	1.5/16"X12	32	20	81/83.1	16	65	41
26791Y-20-20WZ	26792Y-20-20WZ	1.5/8"X12	32	20	81.5/83.6	17	80.5	50
26791Y-24-20WZ	26792Y-24-20WZ	1.7/8"X12	32	20	81.5/83.6	20	80.5	55
26791Y-24-24WZ	26792Y-24-24WZ	1.7/8"X12	40	24	109.4/112.4	20	94	55
26791Y-32-32WZ	26792Y-32-32WZ	2.1/2"X12	50	32	133.1/136.5	23.5	121.8	75

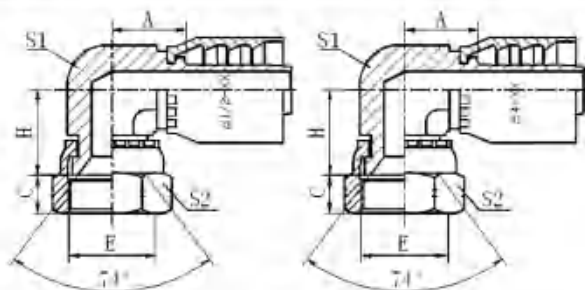
注: 1.尺寸A中"/"前尺寸适用于编织软管,"/"后尺寸适用于缠绕软管。 2.所有一体式接头都镀 Cr3+ 锌。 3.编织芯适用于软管FC686、FC687、GH663、GH793、GH781,缠绕芯适用于软管2755、GH506。

Note: 1.The dimension before "/" for A is suitable for braided hose, and the dimension after "/" for A is suitable for spiral hose. 2.The plating for one piece hose fitting is zinc with Cr3+ . 3.The compatible hose for braided nipple:FC686、FC687、GH663、GH793、GH781,and for spiral nipple:2755、GH506.

注: 当材料代号为碳钢时, 则不标注材料代号, 为不锈钢材料时, 标注SS, 如SS26791Y-XX

Note: When the material code is carbon steel, the material code is not marked. When it is stainless steel, SS is marked, such as SS26791Y-XX

一体式接头 One piece hose fitting



26791KY

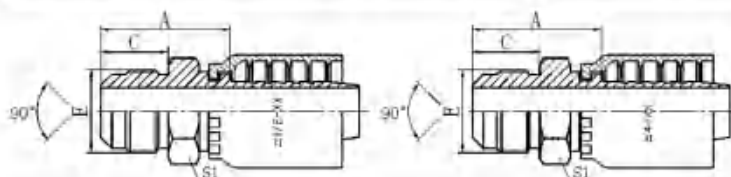
90° 美制短身JIC内螺纹74° 内锥面
90° JIC COMPACT FEMALE 74° CONE SEAL

代号PART NO.		螺纹 E THREAD E	胶管 HOSE BORE		尺寸 DIMENSIONS				
编织 BRAIDED	缠绕 SPIRAL		公称内径 DN	标号 DASH	A	C	H	S1	S2
26791KY-04-04Z	-	7/16"X20	6	04	17.5	9	18	11	15
26791KY-06-04Z	-	9/16"X18	6	04	20	10.5	20.5	14	19
26791KY-06-06Z	26792KY-06-06Z	9/16"X18	10	06	20	10.5	20.5	16	19
26791KY-08-06Z	26792KY-08-06Z	3/4"X16	10	06	23	11	25	19	24
26791KY-08-08Z	26792KY-08-08Z	3/4"X16	12	08	23.5	11	25	19	24
26791KY-10-08Z	26792KY-10-08Z	7/8"X14	12	08	25	13	27	22	27
26791KY-10-10Z	26792KY-10-10Z	7/8"X14	16	10	24.5	13	27	22	27
26791KY-12-12Z	26792KY-12-12Z	1.1/16"X12	20	12	29	15	31	27	32
26791KY-16-16Z	26792KY-16-16Z	1.5/16"X12	25	16	43	16	34.3	33	41

注: 1.尺寸A中"/"前尺寸适用于编织软管,"/"后尺寸适用于缠绕软管。2.所有一体式接头都镀 Cr3+锌。
3.编织芯适用于软管FC686、FC687、GH663、GH793、GH781, 缠绕芯适用于软管2755、GH506。
Note:1.The dimension before"/" for A is suitable for braided hose, and the dimension after "/" for A is suitable for spiral hose. 2.The plating for one piece hose fitting is zinc with Cr3+。 3.The compatible hose for braided nipple:FC686、FC687、GH663、GH793、GH781,and for spiral nipple:2755、GH506。

注: 当材料代号为碳钢时, 则不标注材料代号, 为不锈钢材料时, 标注SS, 如SS26791Y-XX

Note: When the material code is carbon steel, the material code is not marked. When it is stainless steel, SS is marked, such as SS26791Y-XX



17811Y

美制SAE外螺纹90° 外锥面
SAE MALE 90° CONE

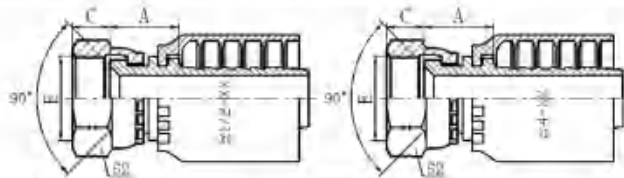
代号PART NO.		螺纹 E THREAD E	胶管 HOSE BORE		尺寸 DIMENSIONS			
编织 BRAIDED	缠绕 SPIRAL		公称内径 DN	标号 DASH	A	C	S1	
17811Y-04-04Z	-	7/16"X20	6	04	25.5	12.7	12	
17811Y-05-05Z	-	1/2"X20	8	05	27	14.2	14	
17811Y-06-06Z	17812Y-06-06Z	5/8"X18	10	06	28.5	15.7	17	
17811Y-08-08Z	17812Y-08-08Z	3/4"X16	12	08	34	19	22	
17811Y-10-10Z	17812Y-10-10Z	7/8"X14	16	10	38.5	22.4	24	
17811Y-12-12Z	17812Y-12-12Z	1.1/16"X14	20	12	44	25.4	30	

注: 1.尺寸A中"/"前尺寸适用于编织软管,"/"后尺寸适用于缠绕软管。2.所有一体式接头都镀 Cr3+锌。
3.编织芯适用于软管FC686、FC687、GH663、GH793、GH781, 缠绕芯适用于软管2755、GH506。
Note:1.The dimension before"/" for A is suitable for braided hose, and the dimension after "/" for A is suitable for spiral hose. 2.The plating for one piece hose fitting is zinc with Cr3+。 3.The compatible hose for braided nipple:FC686、FC687、GH663、GH793、GH781,and for spiral nipple:2755、GH506。

注: 当材料代号为碳钢时, 则不标注材料代号, 为不锈钢材料时, 标注SS, 如SS17811Y-XX

Note: When the material code is carbon steel, the material code is not marked. When it is stainless steel, SS is marked, such as SS17811Y-XX

一体式接头 One piece hose fitting



27811Y

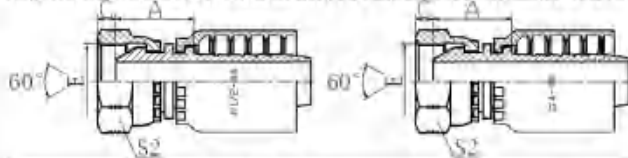
美制SAE内螺纹90° 内锥面
SAE FEMALE 90° CONE SEAL

代号PART NO.		螺纹 E THREAD E	胶管 HOSE BORE		尺寸 DIMENSIONS		
编织 BRAIDED	缠绕 SPIRAL		公称内径 DN	标号 DASH	A	C	S2
27811Y-04-04Z	-	7/16"X20	6	04	15	9	15
27811Y-05-05Z	-	1/2"X20	8	05	15.5	9.5	17
27811Y-06-04Z	-	5/8"X18	6	04	17	11.3	22
27811Y-06-05Z	-	5/8"X18	8	05	17	11.3	22
27811Y-06-06Z	27812Y-06-06Z	5/8"X18	10	06	17	11.3	22
27811Y-08-08Z	27812Y-08-08Z	3/4"X16	12	08	18	11	24
27811Y-10-08Z	27812Y-10-08Z	7/8"X14	12	08	18.5	13	27
27811Y-10-10Z	27812Y-10-10Z	7/8"X14	16	10	19.5	13	27
27811Y-12-12Z	27812Y-12-12Z	1.1/16"X14	20	12	21.5	14.3	32

注:1.尺寸A中"/"前尺寸适用于编织软管,"/后尺寸适用于缠绕软管。2.所有一体式接头都镀 Cr3+ 锌。3. 编织芯适用于软管FC686、FC687、GH663、GH793、GH781,缠绕芯适用于软管2755、GH506。
Note:1.The dimension before "/" for A is suitable for braided hose, and the dimension after "/" for A is suitable for spiral hose。2.The plating for one piece hose fitting is zinc with Cr3+。3.The compatible hose for braided nipple:FC686、FC687、GH663、GH793、GH781,and for spiral nipple:2755、GH506。

注:当材料代号为碳钢时,则不标注材料代号,为不锈钢材料时,标注SS,如SS27811Y-XX

Note: When the material code is carbon steel, the material code is not marked. When it is stainless steel, SS is marked, such as SS27811Y-XX



21611Y

美制NPSM内螺纹60° 外锥面
NPSM FEMALE 60° CONE

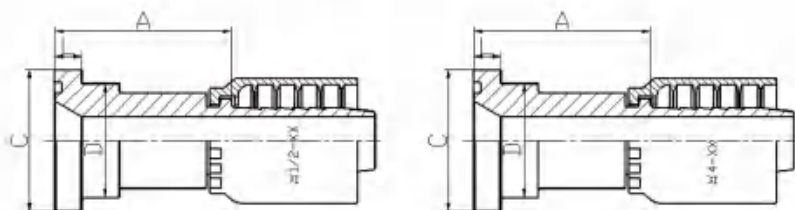
代号PART NO.		螺纹 E THREAD E	胶管 HOSE BORE		尺寸 DIMENSIONS		
编织 BRAIDED	缠绕 SPIRAL		公称内径 DN	标号 DASH	A	C	S2
21611Y-04-04Z	-	1/4"X18	6	04	18	4.6	19
21611Y-04-06Z	21612Y-04-06Z	1/4"X18	10	06	19	4.6	19
21611Y-06-04Z	-	3/8"X18	6	04	19	6	22
21611Y-06-05Z	-	3/8"X18	8	05	19	6	22
21611Y-06-06Z	21612Y-06-06Z	3/8"X18	10	06	19	6	22
21611Y-08-08Z	21612Y-08-08Z	1/2"X14	12	08	21.5	7.5	27
21611Y-12-10Z	21612Y-12-10Z	3/4"X14	16	10	24	8.9	32
21611Y-12-12Z	21612Y-12-12Z	3/4"X14	20	12	24	8.9	32
21611Y-16-12TZ	21612Y-16-12TZ	1"X11.5	20	12	25	10.5	41
21611Y-16-16Z	21612Y-16-16Z	1"X11.5	25	16	27	10.5	41
21611Y-20-20WZ	21612Y-20-20WZ	1.1/4"X11.5	32	20	29.5/31.6	11.2	50
21611Y-24-24WZ	21612Y-24-24WZ	1.1/2"X11.5	40	24	29.5/32.5	11.2	55

注:1.尺寸A中"/"前尺寸适用于编织软管,"/后尺寸适用于缠绕软管。2.所有一体式接头都镀 Cr3+ 锌。3. 编织芯适用于软管FC686、FC687、GH663、GH793、GH781,缠绕芯适用于软管2755、GH506。
Note:1.The dimension before "/" for A is suitable for braided hose, and the dimension after "/" for A is suitable for spiral hose。2.The plating for one piece hose fitting is zinc with Cr3+。3.The compatible hose for braided nipple:FC686、FC687、GH663、GH793、GH781,and for spiral nipple:2755、GH506。

注:当材料代号为碳钢时,则不标注材料代号,为不锈钢材料时,标注SS,如SS21611Y-XX

Note: When the material code is carbon steel, the material code is not marked. When it is stainless steel, SS is marked, such as SS21611Y-XX

一体式接头 One piece hose fitting



87311Y
SAE 法兰 3000 PSI
SAE FLANGE 3000 PSI

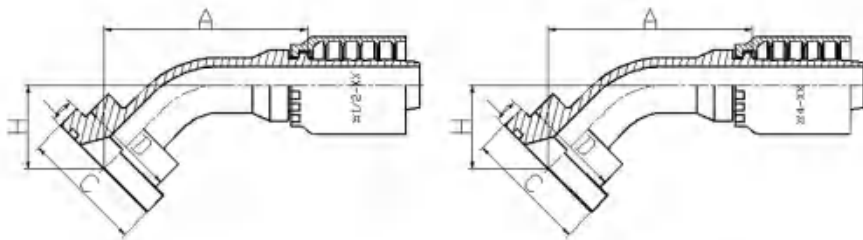
代号PART NO.		法兰型号	胶管 HOSE BORE		尺寸 DIMENSIONS			
编织 BRAIDED	缠绕 SPIRAL	FLANGE SIZE	公称内径 DN	标号 DASH	A	C	D	L
87311Y-08-08Z	87312Y-08-08Z	1/2"	12	08	46	30.2	24	6.73
87311Y-12-08Z	87312Y-12-08Z	3/4"	12	08	47	38.1	31.7	6.73
87311Y-12-10Z	87312Y-12-10Z	3/4"	16	10	47.5	38.1	31.7	6.73
87311Y-12-12Z	87312Y-12-12Z	3/4"	20	12	48	38.1	31.7	6.73
87311Y-12-16Z	87312Y-12-16Z	3/4"	25	16	49	38.1	31.7	6.73
87311Y-16-12Z	87312Y-16-12Z	1"	20	12	51	44.4	38	8
87311Y-16-16Z	87312Y-16-16Z	1"	25	16	52	44.4	38	8
87311Y-16-20Z	87312Y-16-20Z	1"	32	20	53/55.1	44.4	38	8
87311Y-20-16Z	87312Y-20-16Z	1.1/4"	25	16	57	50.8	43	8
87311Y-20-20Z	87312Y-20-20Z	1.1/4"	32	20	58/60.1	50.8	43	8
87311Y-24-20Z	87312Y-24-20Z	1.1/2"	32	20	68/70.1	60.3	50	8
87311Y-24-24Z	87312Y-24-24Z	1.1/2"	40	24	68/71	60.3	50	8
87311Y-32-24Z	87312Y-32-24Z	2"	40	24	70/73	71.4	62	9.53
87311Y-32-32Z	87312Y-32-32Z	2"	50	32	70/73.4	71.4	62	9.53

注: 1.尺寸A中"/"前尺寸适用于编织软管,"/"后尺寸适用于缠绕软管。2.所有一体式接头都镀 Cr3+ 锌。
3.编织芯适用于软管FC686、FC687、GH663、GH793、GH781,缠绕芯适用于软管2755、GH506。
Note:1.The dimension before"/" for A is suitable for braided hose, and the dimension after"/" for A is suitable for spiral hose。 2.The plating for one piece hose fitting is zinc with Cr3+ 。 3.The compatible hose for braided nipple:FC686、FC687、GH663、GH793、GH781,and for spiral nipple:2755、GH506

注: 当材料代号为碳钢时, 则不标注材料代号, 为不锈钢材料时, 标注SS, 如SS87311Y-XX

Note: When the material code is carbon steel, the material code is not marked. When it is stainless steel, SS is marked, such as SS87311Y-XX

一体式接头 One piece hose fitting



87341Y

45° SAE 法兰 3000 PSI

45° SAE FLANGE 3000 PSI

代号PART NO.		法兰型号	胶管 HOSE BORE		尺寸 DIMENSIONS				
编织 BRAIDED	缠绕SPIRAL	FLANGE SIZE	公称内径 DN	标号DASH	A	C	D	H	L
87341Y-08-08Z	87342Y-08-08Z	1/2"	12	08	58.2	30.2	24	23.3	6.73
87341Y-12-08Z	87342Y-12-08Z	3/4"	12	08	58.9	38.1	31.7	24	6.73
87341Y-12-10Z	87342Y-12-10Z	3/4"	16	10	69.6	38.1	31.7	25.3	6.73
87341Y-12-12Z	87342Y-12-12Z	3/4"	20	12	76.3	38.1	31.7	28.9	6.73
87341Y-16-12Z	87342Y-16-12Z	1"	20	12	76.3	44.4	38	28.9	8
87341Y-16-16Z	87342Y-16-16Z	1"	25	16	83.9	44.4	38	29.7	8
87341Y-16-20Z	87342Y-16-20Z	1"	32	20	94.5	44.4/46.5	38	33.8	8
87341Y-20-16Z	87342Y-20-16Z	1.1/4"	25	16	85.2	50.8	43	29.7	8
87341Y-20-20Z	87342Y-20-20Z	1.1/4"	32	20	94.5	50.8/52.9	43	33.8	8
87341Y-24-20Z	87342Y-24-20Z	1.1/2"	32	20	95.9	60.3/62.4	50	35.2	8
87341Y-24-24Z	87342Y-24-24Z	1.1/2"	40	24	109.9	60.3/63.3	50	39.1	8
87341Y-32-24Z	87342Y-32-24Z	2"	40	24	109.9	71.4/74.4	62	39.1	9.53
87341Y-32-32Z	87342Y-32-32Z	2"	50	32	129.3	71.4/74.8	62	46.3	9.53

注: 1.尺寸A中"/"前尺寸适用于编织软管,"/"后尺寸适用于缠绕软管。2.所有一体式接头都镀 Cr3+ 锌。

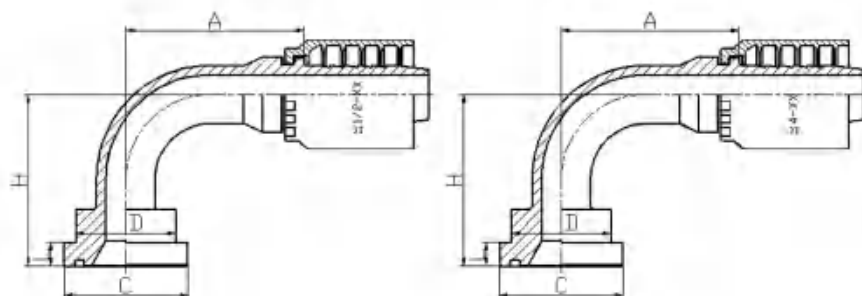
3.编织芯适用于软管FC686、FC687、GH663、GH793、GH781,缠绕芯适用于软管2755、GH506。

Note:1.The dimension before "/" for A is suitable for braided hose, and the dimension after "/" for A is suitable for spiral hose. 2.The plating for one piece hose fitting is zinc with Cr3+ . 3.The compatible hose for braided nipple:FC686、FC687、GH663、GH793、GH781,and for spiral nipple:2755、GH506.

注: 当材料代号为碳钢时, 则不标注材料代号, 为不锈钢材料时, 标注SS, 如SS87341Y-XX

Note: When the material code is carbon steel, the material code is not marked. When it is stainless steel, SS is marked, such as SS87341Y-XX

一体式接头 One piece hose fitting



87391Y

90° SAE 法兰 3000 PSI
90° SAE FLANGE 3000 PSI

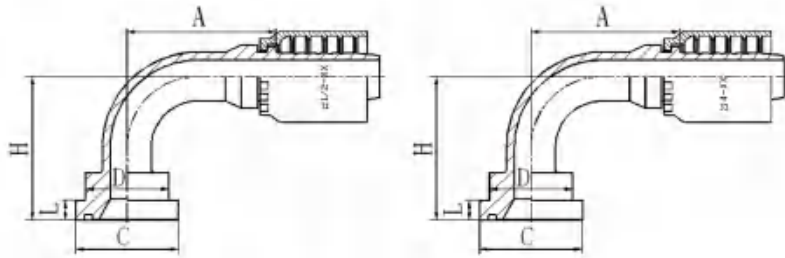
代号PART NO.		法兰型号 FLANGE SIZE	胶管 HOSE BORE		尺寸 DIMENSIONS				
编织 BRAIDED	缠绕 SPIRAL		公称内径 DN	标号 DASH	A	C	D	H	L
87391Y-08-08Z	87392Y-08-08Z	1/2"	12	08	41	30.2	24	47	6.73
87391Y-12-08Z	87392Y-12-08Z	3/4"	12	08	41	38.1	31.7	48	6.73
87391Y-12-10Z	87392Y-12-10Z	3/4"	16	10	56	38.1	31.7	52.5	6.73
87391Y-12-12Z	87392Y-12-12Z	3/4"	20	12	66.2	38.1	31.7	62	6.73
87391Y-12-16Z	87392Y-12-16Z	3/4"	25	16	76.7	38.1	31.7	67.5	6.73
87391Y-16-12Z	87392Y-16-12Z	1"	20	12	65.5	44.4	38	62	8
87391Y-16-16Z	87392Y-16-16Z	1"	25	16	76.7	44.4	38	67.5	8
87391Y-16-20Z	87392Y-16-20Z	1"	32	20	91.5/93.6	44.4	38	78.5	8
87391Y-20-16Z	87392Y-20-16Z	1.1/4"	25	16	76.7	50.8	43	67.5	8
87391Y-20-20Z	87392Y-20-20Z	1.1/4"	32	20	91.5/93.6	50.8	43	78.5	8
87391Y-20-24Z	87392Y-20-24Z	1.1/4"	40	24	107/110	50.8	43	78.5	8
87391Y-24-20Z	87392Y-24-20Z	1.1/2"	32	20	91.5/93.6	60.3	50	80.5	8
87391Y-24-24Z	87392Y-24-24Z	1.1/2"	40	24	109.4/112.4	60.3	50	94	8
87391Y-32-24Z	87392Y-32-24Z	2"	40	24	109.4/112.4	71.4	62	94	9.53
87391Y-32-32Z	87392Y-32-32Z	2"	50	32	131.8/135.2	71.4	62	114.3	9.53
87391Y-40-32Z	87392Y-40-32Z	2.1/2"	50	32	131.8/135.2	84.1	74	116.3	9.53

注: 1.尺寸A中"/"前尺寸适用于编织软管,"/后尺寸适用于缠绕软管。 2.所有一体式接头都镀 Cr3+锌。 3.编织芯适用于软管FC686、FC687、GH663、GH793、GH781,缠绕芯适用于软管2755、GH506。
Note:1.The dimension before"/" for A is suitable for braided hose, and the dimension after"/" for A is suitable for spiral hose. 2.The plating for one piece hose fitting is zinc with Cr3+。 3.The compatible hose for braided nipple:FC686、FC687、GH663、GH793、GH781,and for spiral nipple:2755、GH506。

注: 当材料代号为碳钢时, 则不标注材料代号, 为不锈钢材料时, 标注SS, 如SS87391Y-XX

Note: When the material code is carbon steel, the material code is not marked. When it is stainless steel, SS is marked, such as SS87391Y-XX

一体式接头 One piece hose fitting



87391Y-H

90° SAE 法兰 3000 PSI

90° SAE FLANGE 3000 PSI

代号PART NO.		法兰型号	胶管 HOSE BORE		尺寸 DIMENSIONS				
编织 BRAIDED	缠绕 SPIRAL	FLANGE SIZE	公称内径 DN	标号 DASH	A	C	D	H	L
87391Y-12-12(H90)Z	87392Y-12-12(H90)Z	3/4"	20	12	65.5	38.1	32	90	6.73
87391Y-12-12(H100)Z	87392Y-12-12(H100)Z	3/4"	20	12	65.5	38.1	32	100	6.73
87391Y-12-12(H127)Z	87392Y-12-12(H127)Z	3/4"	20	12	65.5	38.1	32	127	6.73
87391Y-12-12(H150)Z	87392Y-12-12(H150)Z	3/4"	20	12	65.5	38.1	32	150	6.73
87391Y-16-16(H100)Z	87392Y-16-16(H100)Z	1"	25	16	76.7	44.4	38	100	8
87391Y-16-16(H127)Z	87392Y-16-16(H127)Z	1"	25	16	76.7	44.4	38	127	8
87391Y-16-16(H150)Z	87392Y-16-16(H150)Z	1"	25	16	76.7	44.4	38	150	8
87391Y-20-20(H100)Z	87392Y-20-20(H100)Z	1.1/4"	32	20	91.5/93.6	50.8	43	100	8
87391Y-20-20(H127)Z	87392Y-20-20(H127)Z	1.1/4"	32	20	91.5/93.6	50.8	43	127	8
87391Y-20-20(H150)Z	87392Y-20-20(H150)Z	1.1/4"	32	20	91.5/93.6	50.8	43	150	8
87391Y-24-24(H127)Z	87392Y-24-24(H127)Z	1.1/2"	40	24	109.4/112.4	60.3	50	127	8

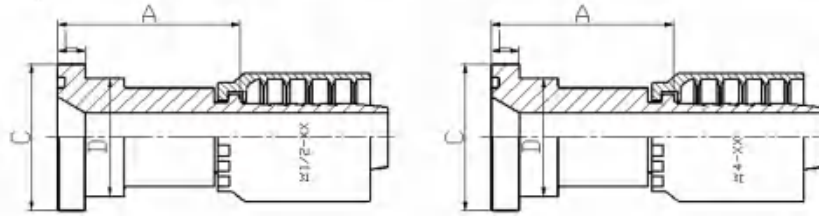
注: 1.尺寸A中"/"前尺寸适用于编织软管,"/"后尺寸适用于缠绕软管。2.所有一体式接头都镀 Cr3+ 锌。3.编织芯适用于软管FC686、FC687、GH663、GH793、GH781,缠绕芯适用于软管2755、GH506。

Note: 1.The dimension before "/" for A is suitable for braided hose, and the dimension after "/" for A is suitable for spiral hose。 2.The plating for one piece hose fitting is zinc with Cr3+ 。 3.The compatible hose for braided nipple:FC686、FC687、GH663、GH793、GH781,and for spiral nipple:2755、GH506。

注: 当材料代号为碳钢时, 则不标注材料代号, 为不锈钢材料时, 标注SS, 如SS87391Y-XX

Note: When the material code is carbon steel, the material code is not marked. When it is stainless steel, SS is marked, such as SS87391Y-XX

一体式接头 One piece hose fitting



87611Y

SAE 法兰 6000 PSI
SAE FLANGE 6000 PSI

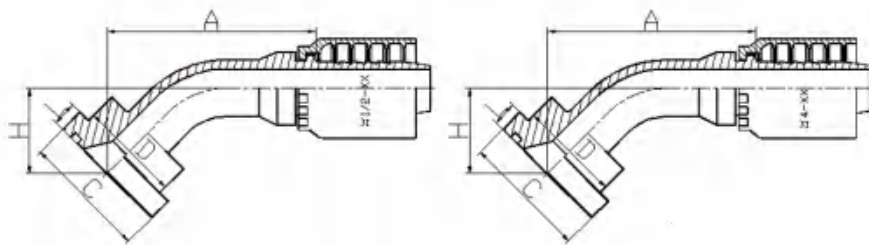
代号PART NO.		法兰型号	胶管 HOSE BORE		尺寸 DIMENSIONS			
编织 BRAIDED	缠绕SPIRAL	FLANGE SIZE	公称内径 DN	标号DASH	A	C	D	L
87611Y-08-08Z	87612Y-08-08Z	1/2"	12	08	47	31.7	24	7.75
87611Y-12-10Z	87612Y-12-10Z	3/4"	16	10	50.5	41.3	32	8.76
87611Y-12-12Z	87612Y-12-12Z	3/4"	20	12	51	41.3	32	8.76
87611Y-16-12Z	87612Y-16-12Z	1"	20	12	56	47.6	38	9.53
87611Y-16-16Z	87612Y-16-16Z	1"	25	16	57	47.6	38	9.53
87611Y-16-20Z	87612Y-16-20Z	1"	32	20	61/63.1	47.6	38	9.53
87611Y-20-16Z	87612Y-20-16Z	1.1/4"	25	16	65	54	44	10.29
87611Y-20-20Z	87612Y-20-20Z	1.1/4"	32	20	66/68.1	54	44	10.29
87611Y-24-20Z	87612Y-24-20Z	1.1/2"	32	20	75/77.1	63.5	51	12.57
87611Y-24-24Z	87612Y-24-24Z	1.1/2"	40	24	75/78	63.5	51	12.57
87611Y-32-24Z	87612Y-32-24Z	2"	40	24	85/88	79.4	67	12.57
87611Y-32-32Z	87612Y-32-32Z	2"	50	32	85/88.4	79.4	67	12.57

注: 1.尺寸A中"/"前尺寸适用于编织软管,"/后尺寸适用于缠绕软管。 2.所有一体式接头都镀 Cr3+ 锌。
3. 编织芯适用于软管FC686、FC687、GH663、GH793、GH781,缠绕芯适用于软管2755、GH506。
Note:1.The dimension before"/" for A is suitable for braided hose, and the dimension after "/" for A is suitable for spiral hose。 2.The plating for one piece hose fitting is zinc with Cr3+ 。 3.The compatible hose for braided nipple:FC686、FC687、GH663、GH793、GH781,and for spiral nipple:2755、GH506。

注: 当材料代号为碳钢时, 则不标注材料代号, 为不锈钢材料时, 标注SS, 如SS87611Y-XX

Note: When the material code is carbon steel, the material code is not marked. When it is stainless steel, SS is marked, such as SS87611Y-XX

一体式接头 One piece hose fitting



87641Y

45° SAE 法兰 6000 PSI

45° SAE FLANGE 6000 PSI

代号PART NO.		法兰型号 FLANGE SIZE	胶管 HOSE BORE		尺寸 DIMENSIONS				
编织 BRAIDED	缠绕SPIRAL		公称内径 DN	标号DASH	A	C	D	H	L
87641Y-08-08Z	87642Y-08-08Z	1/2"	12	08	58.9	31.7	24	24	7.75
87641Y-08-12Z	87642Y-08-12Z	1/2"	20	12	77	31.7	24	29.6	7.75
87641Y-12-10Z	87642Y-12-10Z	3/4"	16	10	72.5	41.3	32	28.2	8.76
87641Y-12-12Z	87642Y-12-12Z	3/4"	20	12	79.2	41.3	32	31.8	8.76
87641Y-16-16Z	87642Y-16-16Z	1"	25	16	88.9	47.6	38	34.7	9.53
87641Y-20-20Z	87642Y-20-20Z	1.1/4"	32	20	102.3/104.4	54	44	41.5	10.29
87641Y-24-20Z	87642Y-24-20Z	1.1/2"	32	20	105.8/107.9	63.5	51	45.1	12.57
87641Y-24-24Z	87642Y-24-24Z	1.1/2"	40	24	119.8/122.8	63.5	51	49	12.57
87641Y-32-24Z	87642Y-32-24Z	2"	40	24	125.4/128.4	79.4	67	54.7	12.57
87641Y-32-32Z	87642Y-32-32Z	2"	50	32	144.8/148.2	79.4	67	61.9	12.57

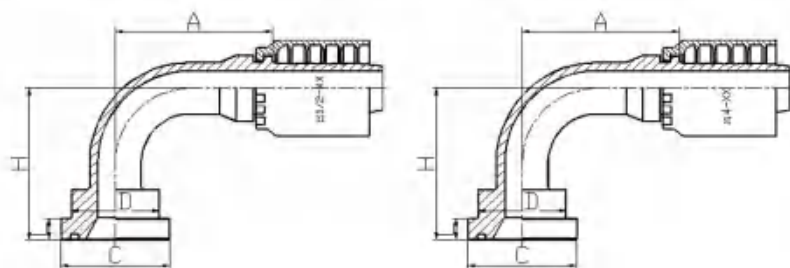
注: 1.尺寸A中"/"前尺寸适用于编织软管,"/"后尺寸适用于缠绕软管。 2.所有一体式接头都镀 Cr3+ 锌。 3.编织芯适用于软管FC686、FC687、GH663、GH793、GH781,缠绕芯适用于软管2755、GH506。

Note:1.The dimension before "/" for A is suitable for braided hose, and the dimension after "/" for A is suitable for spiral hose. 2.The plating for one piece hose fitting is zinc with Cr3+ 。 3.The compatible hose for braided nipple:FC686、FC687、GH663、GH793、GH781,and for spiral nipple:2755、GH506。

注: 当材料代号为碳钢时, 则不标注材料代号, 为不锈钢材料时, 标注SS, 如SS87641Y-XX

Note: When the material code is carbon steel, the material code is not marked. When it is stainless steel, SS is marked, such as SS87641Y-XX

一体式接头 One piece hose fitting



87691Y

90° SAE 法兰 6000 PSI

90° SAE FLANGE 6000 PSI

代号PART NO.		法兰型号 FLANGE SIZE	胶管 HOSE BORE		尺寸 DIMENSIONS				
编织 BRAIDED	缠绕 SPIRAL		公称内径 DN	标号 DASH	A	C	D	H	L
87691Y-08-08Z	87692Y-08-08Z	1/2"	12	08	41	31.7	24	48	7.75
87691Y-12-10Z	87692Y-12-10Z	3/4"	16	10	56	41.3	32	56.5	8.76
87691Y-12-12Z	87692Y-12-12Z	3/4"	20	12	65.5	41.3	32	66	8.76
87691Y-16-12Z	87692Y-16-12Z	1"	20	12	65.5	47.6	38	69	9.53
87691Y-16-16Z	87692Y-16-16Z	1"	25	16	76.7	47.6	38	74.5	9.53
87691Y-16-20Z	87692Y-16-20Z	1"	32	20	91.5/93.6	47.6	38	85.5	9.53
87691Y-20-16Z	87692Y-20-16Z	1.1/4"	25	16	76.7	54	44	78.5	10.29
87691Y-20-20Z	87692Y-20-20Z	1.1/4"	32	20	91.5/93.6	54	44	89.5	10.29
87691Y-24-20Z	87692Y-24-20Z	1.1/2"	32	20	91.5/93.6	63.5	51	94.5	12.57
87691Y-24-24Z	87692Y-24-24Z	1.1/2"	40	24	109.4/112.4	63.5	51	108	12.57
87691Y-32-24Z	87692Y-32-24Z	2"	40	24	109.4/112.4	79.4	67	116	12.57
87691Y-32-32Z	87692Y-32-32Z	2"	50	32	131.8/135.2	79.4	67	136.3	12.57

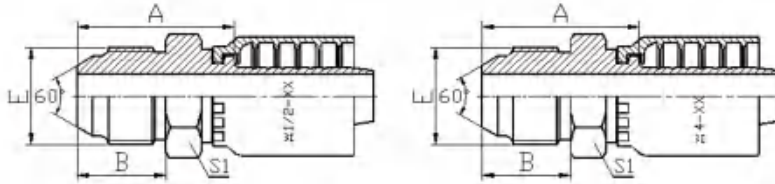
注: 1.尺寸A中"/"前尺寸适用于编织软管,"/"后尺寸适用于缠绕软管。 2.所有一体式接头都镀 Cr3+锌。 3.编织芯适用于软管FC686、FC687、GH663、GH793、GH781,缠绕芯适用于软管2755、GH506。

Note:1.The dimension before"/" for A is suitable for braided hose, and the dimension after "/" for A is suitable for spiral hose. 2.The plating for one piece hose fitting is zinc with Cr3+。 3.The compatible hose for braided nipple:FC686、FC687、GH663、GH793、GH781,and for spiral nipple:2755、GH506。

注: 当材料代号为碳钢时, 则不标注材料代号, 为不锈钢材料时, 标注SS, 如SS87691Y-XX

Note: When the material code is carbon steel, the material code is not marked. When it is stainless steel, SS is marked, such as SS87691Y-XX

一体式接头 One piece hose fitting



18611Y

日本公制外螺纹60° 内锥面
JIS METRIC MALE 60° CONE SEAL

代号PART NO.		螺 纹 E THREAD E	胶 管 HOSE BORE		尺 寸 DIMENSIONS		
编织 BRAIDED	缠绕SPIRAL		公称内径 DN	标号DASH	A	C	S1
18611Y-14-04Z	-	M14X1.5	6	04	29.5	17	17
18611Y-16-04Z	-	M16X1.5	6	04	30.5	18	17
18611Y-16-06Z	18612Y-16-06Z	M16X1.5	10	06	30.5	18	17
18611Y-18-06Z	18612Y-18-06Z	M18X1.5	10	06	30.5	18	19
18611Y-20-08Z	18612Y-20-08Z	M20X1.5	12	08	35	20	22
18611Y-22-08Z	18612Y-22-08Z	M22X1.5	12	08	35.5	20	24
18611Y-24-10Z	18612Y-24-10Z	M24X1.5	16	10	39.5	21.5	27
18611Y-30-12Z	18612Y-30-12Z	M30X1.5	20	12	45.5	26	32
18611Y-33-16Z	18612Y-33-16Z	M33X1.5	25	16	50.5	30	36
18611Y-36-20Z	18612Y-36-20Z	M36X1.5	32	20	56.5/58.6	33	41
18611Y-42-24Z	18612Y-42-24Z	M42X1.5	40	24	59.5/62.5	36	46

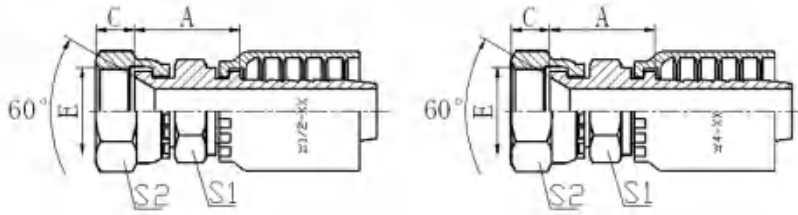
注: 1.尺寸A中"/"前尺寸适用于编织软管,"/"后尺寸适用于缠绕软管。 2.所有一体式接头都镀 Cr3+ 锌。3.编织芯适用于软管FC686、FC687、GH663、GH793、GH781,缠绕芯适用于软管2755、GH506。

Note:1.The dimension before "/" for A is suitable for braided hose, and the dimension after "/" for A is suitable for spiral hose。 2.The plating for one piece hose fitting is zinc with Cr3+ 。 3.The compatible hose for braided nipple:FC686、FC687、GH663、GH793、GH781,and for spiral nipple:2755、GH506。

注: 当材料代号为碳钢时, 则不标注材料代号, 为不锈钢材料时, 标注SS, 如SS18611Y-XX

Note: When the material code is carbon steel, the material code is not marked. When it is stainless steel, SS is marked, such as SS18611Y-XX

一体式接头 One piece hose fitting



28611Y

日本公制内螺纹60° 内锥面
JIS METRIC FEMALE 60°
CONE SEAL

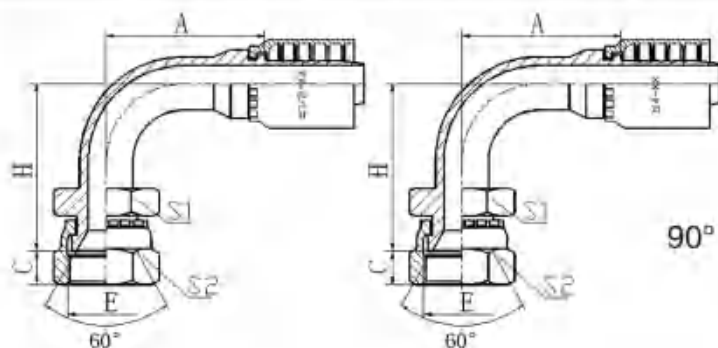
代号PART NO.		螺 纹 E THREAD E	胶 管 HOSE BORE		尺 寸 DIMENSIONS			
编织 BRAIDED	缠绕SPIRAL		公称内径 DN	标号DASH	A	C	S1	S2
28611Y-12-04Z	-	M12X1.5	6	04	20	9	17	17
28611Y-14-04WZ	-	M14X1.5	6	04	23	10.5	17	19
28611Y-14-06Z	28612Y-14-06Z	M14X1.5	10	06	21	10.5	19	19
28611Y-16-04Z	-	M16X1.5	6	04	24	10	22	22
28611Y-16-05Z	-	M16X1.5	8	05	24	10	22	22
28611Y-16-06Z	28612Y-16-06Z	M16X1.5	10	06	24	10	22	22
28611Y-18-06Z	28612Y-18-06Z	M18X1.5	10	06	24	11.5	24	24
28611Y-18-08Z	28612Y-18-08Z	M18X1.5	12	08	24.5	11.5	24	24
28611Y-20-08Z	28612Y-20-08Z	M20X1.5	12	08	28.5	12	27	27
28611Y-22-08Z	28612Y-22-08Z	M22X1.5	12	08	25.5	14	27	27
28611Y-24-08Z	28612Y-24-08Z	M24X1.5	12	08	27.5	15	32	32
28611Y-24-10Z	28612Y-24-10Z	M24X1.5	16	10	28	15	32	32
28611Y-30-12Z	28612Y-30-12Z	M30X1.5	20	12	28.5	18.3	36	36
28611Y-33-12Z	28612Y-33-12Z	M33X1.5	20	12	31	21.3	41	41
28611Y-33-16Z	28612Y-33-16Z	M33X1.5	25	16	32	21.3	41	41
28611Y-36-20Z	28612Y-36-20Z	M36X1.5	32	20	35.5/37.6	20	46	46
28611Y-42-24WZ	28612Y-42-24WZ	M42X1.5	40	24	40/43	18.8	55	55

注: 1.尺寸A中"/"前尺寸适用于编织软管,"/"后尺寸适用于缠绕软管。 2.所有一体式接头都镀 Cr3+锌。
3.编织芯适用于软管FC686、FC687、GH663、GH793、GH781,缠绕芯适用于软管2755、GH506。
Note:1.The dimension before"/" for A is suitable for braided hose, and the dimension after "/" for A is suitable for spiral hose。 2.The plating for one piece hose fitting is zinc with Cr3+。 3.The compatible hose for braided nipple:FC686、FC687、GH663、GH793、GH781,and for spiral nipple:2755、GH506。

注: 当材料代号为碳钢时, 则不标注材料代号, 为不锈钢材料时, 标注SS, 如SS28611Y-XX

Note: When the material code is carbon steel, the material code is not marked. When it is stainless steel, SS is marked, such as SS28611Y-XX

一体式接头 One piece hose fitting



28691Y

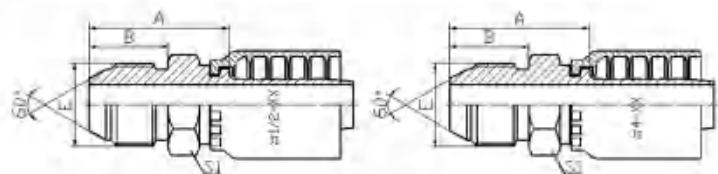
90° 日本公制内螺纹60° 内锥面
90° JIS METRIC FEMALE 60° CONE SEAL

代号PART NO.		螺 纹 E THREAD E	胶 管 HOSE BORE		尺 寸 DIMENSIONS				
编织 BRAIDED	缠绕SPIRAL		公称内径 DN	标号DASH	A	C	H	S1	S2
28691Y-14-04WZ	-	M14X1.5	6	04	30	10.5	40	17	19
28691Y-14-06Z	28692Y-14-06Z	M14X1.5	10	06	35.3	10.5	43.3	19	19
28691Y-16-05Z	-	M16X1.5	8	05	33	10	44	22	22
28691Y-18-06Z	28692Y-18-06Z	M18X1.5	10	06	35.3	11.5	46.3	24	24
28691Y-22-08Z	28692Y-22-08Z	M22X1.5	12	08	41	14	52.5	27	27
28691Y-24-10Z	28692Y-24-10Z	M24X1.5	16	10	56	15	59	32	32
28691Y-30-12Z	28692Y-30-12Z	M30X1.5	20	12	65.5	18.3	71.5	36	36
28691Y-33-16Z	28692Y-33-16Z	M33X1.5	25	16	76.7	21.3	76	41	41
28691Y-36-20Z	28692Y-36-20Z	M36X1.5	32	20	93/95.1	20	89	46	46
28691Y-42-24WZ	28692Y-42-24WZ	M42X1.5	40	24	109.4/112.4	18.8	108	55	55

注: 1.尺寸A中"/"前尺寸适用于编织软管,"/后尺寸适用于缠绕软管。2.所有一体式接头都镀 Cr3+ 锌。 3.编织芯适用于软管FC686、FC687、GH663、GH793、GH781,缠绕芯适用于软管2755、GH506。
Note:1.The dimension before "/" for A is suitable for braided hose, and the dimension after "/" for A is suitable for spiral hose. 2.The plating for one piece hose fitting is zinc with Cr3+ . 3.The compatible hose for braided nipple:FC686、FC687、GH663、GH793、GH781,and for spiral nipple:2755、GH506.

注: 当材料代号为碳钢时, 则不标注材料代号, 为不锈钢材料时, 标注SS, 如SS28691Y-XX

Note: When the material code is carbon steel, the material code is not marked. When it is stainless steel, SS is marked, such as SS28691Y-XX



19611Y

日本英制外螺纹60° 外锥面
JIS BSPP MALE 60° CONE SEAL

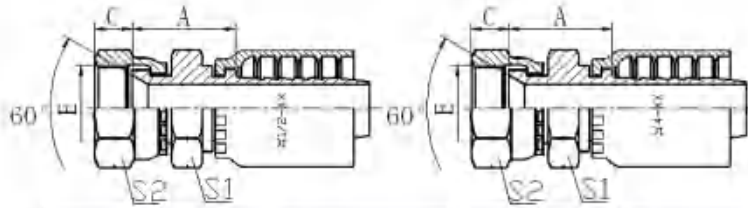
代号PART NO.		螺 纹 E THREAD E	胶 管 HOSE BORE		尺 寸 DIMENSIONS				
编织 BRAIDED	缠绕SPIRAL		公称内径 DN	标号DASH	A	B	S1		
19611Y-04-04Z	-	G1/4"X19	6	04	28.5	16	17		
19611Y-06-06Z	19612Y-06-06Z	G3/8"X19	10	06	30.5	18	19		
19611Y-08-08Z	19612Y-08-08Z	G1/2"X14	12	08	35	20	22		
19611Y-12-12Z	19612Y-12-12Z	G3/4"X14	20	12	40.5	22	30		
19611Y-16-16Z	19612Y-16-16Z	G1"X11	25	16	44	24	36		

注: 1.尺寸A中"/"前尺寸适用于编织软管,"/后尺寸适用于缠绕软管。 2.所有一体式接头都镀 Cr3+ 锌。 3.编织芯适用于软管FC686、FC687、GH663、GH793、GH781,缠绕芯适用于软管2755、GH506。
Note:1.The dimension before "/" for A is suitable for braided hose, and the dimension after "/" for A is suitable for spiral hose. 2.The plating for one piece hose fitting is zinc with Cr3+ . 3.The compatible hose for braided nipple:FC686、FC687、GH663、GH793、GH781,and for spiral nipple:2755、GH506.

注: 当材料代号为碳钢时, 则不标注材料代号, 为不锈钢材料时, 标注SS, 如SS19611Y-XX

Note: When the material code is carbon steel, the material code is not marked. When it is stainless steel, SS is marked, such as SS19611Y-XX

一体式接头 One piece hose fitting



29611Y

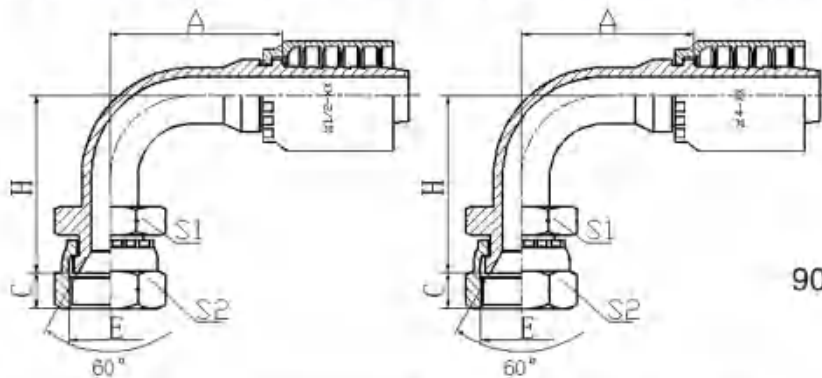
日本英制内螺纹60° 内锥面

JIS GAS FEMALE 60° CONE SEAL

代号PART NO.		螺纹 E THREAD E	胶管 HOSE BORE		尺寸 DIMENSIONS			
编织 BRAIDED	缠绕 SPIRAL		公称内径 DN	标号 DASH	A	C	S1	S2
29611Y-04-04Z	-	G1/4"X19	6	04	21	8	19	19
29611Y-04-05Z	-	G1/4"X19	8	05	21	8	19	19
29611Y-06-04Z	-	G3/8"X19	6	04	23	9	22	22
29611Y-06-06Z	29612Y-06-06Z	G3/8"X19	10	06	23	9	22	22
29611Y-08-06Z	29612Y-08-06Z	G1/2"X14	10	06	28	12	27	27
29611Y-08-08Z	29612Y-08-08Z	G1/2"X14	12	08	26.5	12	27	27
29611Y-10-10Z	29612Y-10-10Z	G5/8"X14	16	10	30.5	11.5	30	30
29611Y-12-10Z	29612Y-12-10Z	G3/4"X14	16	10	30	13.5	32	32
29611Y-12-12Z	29612Y-12-12Z	G3/4"X14	20	12	30.5	13.5	32	32
29611Y-16-16Z	29612Y-16-16Z	G1"X11	25	16	32	16	41	41
29611Y-20-20WZ	29612Y-20-20WZ	G1.1/4"X11	32	20	43/45.1	18.5	50	50
29611Y-24-24WZ	29612Y-24-24WZ	G1.1/2"X11	40	24	43.5/46.5	19	55	55
29611Y-32-32WZ	29612Y-32-32WZ	G2"X11	50	32	46.5/49.9	23	70	70

注: 当材料代号为碳钢时, 则不标注材料代号, 为不锈钢材料时, 标注SS, 如SS29611Y-XX

Note: When the material code is carbon steel, the material code is not marked. When it is stainless steel, SS is marked, such as SS29611Y-XX



29691Y

90° 日本英管内螺纹60° 内锥面

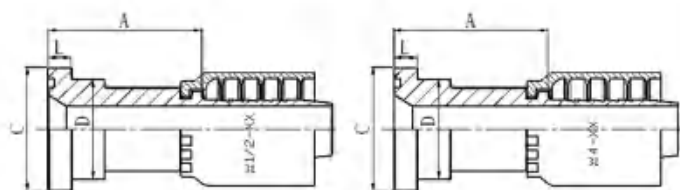
90° JIS GAS FEMALE 60° CONE SEAL

代号PART NO.		螺纹 E THREAD E	胶管 HOSE BORE		尺寸 DIMENSIONS				
编织 BRAIDED	缠绕 SPIRAL		公称内径 DN	标号 DASH	A	C	H	S1	S2
29691Y-04-04Z	-	G1/4"X19	6	04	30	8	38	19	19
29691Y-04-05Z	-	G1/4"X19	8	05	34	8	41	19	19
29691Y-06-06Z	29692Y-06-06Z	G3/8"X19	10	06	35.6	9	45.8	22	22
29691Y-08-08Z	29692Y-08-08Z	G1/2"X14	12	08	41	12	53	27	27
29691Y-10-10Z	29692Y-10-10Z	G5/8"X14	16	10	56	11.5	61	30	30
29691Y-12-12Z	29692Y-12-12Z	G3/4"X14	20	12	65.5	13.5	69	32	32
29691Y-16-16Z	29692Y-16-16Z	G1"X11	25	16	76.7	16	76.5	41	41
29691Y-20-20WZ	29692Y-20-20WZ	G1.1/4"X11	32	20	91.5/93.6	18.5	92.5	50	50
29691Y-24-24WZ	29692Y-24-24WZ	G1.1/2"X11	40	24	109.4/112.4	19	110.5	55	55
29691Y-32-32WZ	29692Y-32-32WZ	G2"X11	50	32	131.8/135.2	23	133.8	70	70

注: 当材料代号为碳钢时, 则不标注材料代号, 为不锈钢材料时, 标注SS, 如SS29691Y-XX

Note: When the material code is carbon steel, the material code is not marked. When it is stainless steel, SS is marked, such as SS29691Y-XX

一体式接头 One piece hose fitting



88111Y

日制法兰

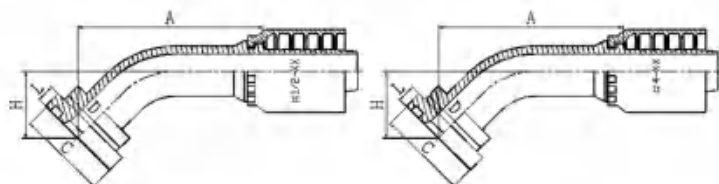
JIS FLANGE

代号PART NO.		法兰型号 FLANGE SIZE	胶管 HOSE BORE		尺寸 DIMENSIONS			
编织 BRAIDED	缠绕 SPIRAL		公称内径 DN	标号 DASH	A	C	D	L
88111Y-10-08Z	88112Y-10-08Z	5/8"	12	08	45	34.2	27.8	6.7
88111Y-10-10Z	88112Y-10-10Z	5/8"	16	10	45.5	34.2	27.8	6.7
88111Y-10-12Z	88112Y-10-12Z	5/8"	20	12	46	34.2	27.8	6.7

注: 1.尺寸A中"/"前尺寸适用于编织软管,"/"后尺寸适用于缠绕软管。2.所有一体式接头都镀 Cr3+锌。3.编织芯适用于软管FC686、FC687、GH663、GH793、GH781,缠绕芯适用于软管2755、GH506。
 Note: 1.The dimension before"/" for A is suitable for braided hose, and the dimension after"/" for A is suitable for spiral hose. 2.The plating for one piece hose fitting is zinc with Cr3+。 3.The compatible hose for braided nipple:FC686、FC687、GH663、GH793、GH781,and for spiral nipple:2755、GH506。

注: 当材料代号为碳钢时, 则不标注材料代号, 为不锈钢材料时, 标注SS, 如SS88111Y-XX

Note: When the material code is carbon steel, the material code is not marked. When it is stainless steel, SS is marked, such as SS88111Y-XX



88141Y

45° 日制法兰

45° JIS FLANGE

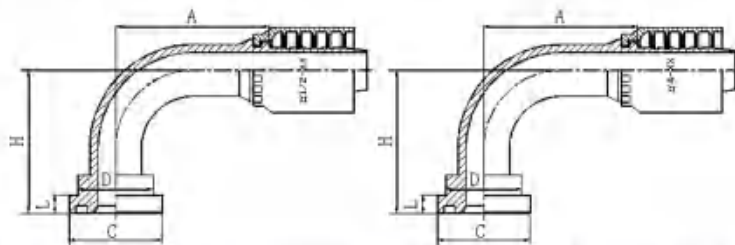
代号PART NO.		法兰型号 FLANGE SIZE	胶管 HOSE BORE		尺寸 DIMENSIONS				
编织 BRAIDED	缠绕 SPIRAL		公称内径 DN	标号 DASH	A	C	D	H	L
88141Y-10-08Z	88142Y-10-08Z	5/8"	12	08	59	34.2	27.8	24	6.7
88141Y-10-10Z	88142Y-10-10Z	5/8"	16	10	69.6	34.2	27.8	25.3	6.7
88141Y-10-12Z	88142Y-10-12Z	5/8"	20	12	77	34.2	27.8	2	6.7

注: 1.尺寸A中"/"前尺寸适用于编织软管,"/"后尺寸适用于缠绕软管。2.所有一体式接头都镀 Cr3+锌。3.编织芯适用于软管FC686、FC687、GH663、GH793、GH781,缠绕芯适用于软管2755、GH506。
 Note: 1.The dimension before"/" for A is suitable for braided hose, and the dimension after"/" for A is suitable for spiral hose. 2.The plating for one piece hose fitting is zinc with Cr3+。 3.The compatible hose for braided nipple:FC686、FC687、GH663、GH793、GH781,and for spiral nipple:2755、GH506。

注: 当材料代号为碳钢时, 则不标注材料代号, 为不锈钢材料时, 标注SS, 如SS88141Y-XX

Note: When the material code is carbon steel, the material code is not marked. When it is stainless steel, SS is marked, such as SS88141Y-XX

一体式接头 One piece hose fitting



88191Y

90° 日制法兰

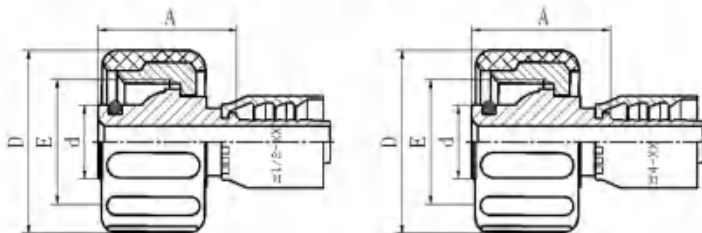
90° JIS FLANGE

代号PART NO.		法兰型号	胶管 HOSE BORE		尺寸 DIMENSIONS				
编织 BRAIDED	缠绕 SPIRAL	FLANGE SIZE	公称内径 DN	标号 DASH	A	C	D	H	L
88191Y-10-08Z	88192Y-10-08Z	5/8"	12	08	41	34.2	27.8	48	6.7
88191Y-10-10Z	88192Y-10-10Z	5/8"	16	10	56	34.2	27.8	52.5	6.7
88191Y-10-12Z	88192Y-10-12Z	5/8"	20	12	66.2	34.2	27.8	62	6.7

注: 1.尺寸A中"/"前尺寸适用于编织软管,"/"后尺寸适用于缠绕软管。2.所有一体式接头都镀 Cr3+ 锌。3.编织芯适用于软管FC686、FC687、GH663、GH793、GH781,缠绕芯适用于软管2755、GH506。
 Note:1.The dimension before "/" for A is suitable for braided hose, and the dimension after "/" for A is suitable for spiral hose. 2.The plating for one piece hose fitting is zinc with Cr3+ . 3.The compatible hose for braided nipple:FC686、FC687、GH663、GH793、GH781,and for spiral nipple:2755、GH506.

注: 当材料代号为碳钢时, 则不标注材料代号, 为不锈钢材料时, 标注SS, 如SS88191Y-XX

Note: When the material code is carbon steel, the material code is not marked. When it is stainless steel, SS is marked, such as SS88191Y-XX



20011Y-ST

公制内螺纹高压水管

METRIC FEMALE WATERWASH INSERTS

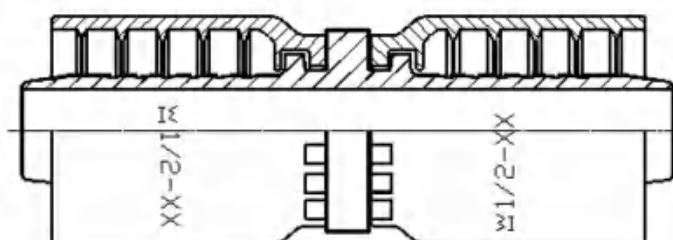
代号PART NO.		螺纹 E	胶管 HOSE BORE		尺寸 DIMENSIONS		
编织 BRAIDED	缠绕 SPIRAL	THREAD E	公称内径 DN	标号 DASH	A	d	D
20011Y-22-04STZ	-	M22X1.5	6	04	25	14	34.5
20011Y-22-05STZ	-	M22X1.5	8	05	25	14	34.5
20011Y-22-06STZ	-	M22X1.5	10	06	25	14	34.5

注:1.尺寸A中"/"前尺寸适用于编织软管,"/"后尺寸适用于缠绕软管。2.所有一体式接头都镀 Cr3+ 锌。
 3.编织芯适用于软管FC686、FC687、GH663、GH793、GH781,缠绕芯适用于软管2755、GH506。
 Note:1.The dimension before "/" for A is suitable for braided hose, and the dimension after "/" for A is suitable for spiral hose. 2.The plating for one piece hose fitting is zinc with Cr3+ . 3.The compatible hose for braided nipple:FC686、FC687、GH663、GH793、GH781,and for spiral nipple:2755、GH506.

注: 当材料代号为碳钢时, 则不标注材料代号, 为不锈钢材料时, 标注SS, 如SS20011Y-XX

Note: When the material code is carbon steel, the material code is not marked. When it is stainless steel, SS is marked, such as SS20011Y-XX

一体式接头 One piece hose fitting

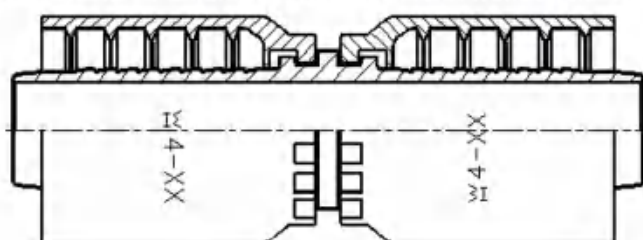


90011Y
 双面连接芯
 DOUBLE CONNECTOR

代号PART NO.	胶管 HOSE BORE		尺寸 DIMENSIONS		
	编织 BRAIDED	公称内径 DN	标号DASH	L	
90011Y-04Z		6	04	69	
90011Y-05Z		8	05	69	
90011Y-06Z		10	06	73	
90011Y-08Z		12	08	77	
90011Y-10Z		16	10	83	
90011Y-12Z		20	12	93	
90011Y-16Z		25	16	114	
90011Y-20Z		32	20	132	
90011Y-24Z		40	24	162	
90011Y-32Z		50	32	170	

注: 1. 所有一体式接头都镀 Cr3+ 锌。2. 编织芯适用于软管 FC686、FC687、GH663、GH793、GH781
 Note: 1. The plating for one piece hose fitting is zinc with Cr3+。 2. The compatible hose for braided nipple: FC686、FC687、GH663、GH793、GH781

注: 当材料代号为碳钢时, 则不标注材料代号, 为不锈钢材料时, 标注 SS, 如 SS90011Y-XX
 Note: When the material code is carbon steel, the material code is not marked. When it is stainless steel, SS is marked, such as SS90011Y-XX



90012Y
 双面连接芯
 DOUBLE CONNECTOR

代号PART NO.	胶管 HOSE BORE		尺寸 DIMENSIONS		
	编织 BRAIDED	公称内径 DN	标号DASH	L	
90012Y-06Z		10	06	87	
90012Y-08Z		12	08	91	
90012Y-10Z		16	10	97	
90012Y-12Z		20	12	110	
90012Y-16Z		25	16	136	
90012Y-20Z		32	20	153	
90012Y-24Z		40	24	170	
90012Y-32Z		50	32	178	

注: 1. 所有一体式接头都镀 Cr3+ 锌。2. 缠绕芯适用于软管 2755、GH506。
 Note: 1. The plating for one piece hose fitting is zinc with Cr3+。 2. The compatible hose for spiral nipple: 2755、GH506。

注: 当材料代号为碳钢时, 则不标注材料代号, 为不锈钢材料时, 标注 SS, 如 SS90012Y-XX
 Note: When the material code is carbon steel, the material code is not marked. When it is stainless steel, SS is marked, such as SS90012Y-XX

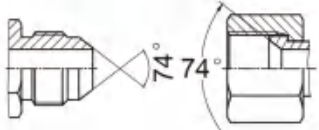
附加资料 Information

接头联接型式 Connection	H-1
螺纹扭矩建议表 Recommended Thread Torque	H-9
密封件 Seal	H-10
单位转换表 Conversion Factor	H-12

接头联接型式 Connection

1 国标接头联接型式 GB Connection

1.1 74° 锥面密封型式 74° Cone Seal (GB/T 9065.1)

软管公称内径 HOSE DN	螺纹 THREAD	软管接头系列举例 HOSE FITTING	配用过渡接头系列举例 MATING ADAPTER	图样 FIGURE
5	M12X1.5	外螺纹软管接头 Male: 10711等	配用内螺纹过渡接头 Female: 2Q、2Q9等	
6	M14X1.5			
8	M16X1.5			
10	M18X1.5			
12	M22X1.5			
16	M27X1.5	内螺纹软管接头 Female: 20711、 20741、20791、 20712、20742、 20792等	配用外螺纹过渡接头 Male: 1Q、1QH、 1QH9-OG、6Q9、 AQHQ-OG、1QG、 1QG9-OG、1QN等	
20	M33X2			
22	M36X2			
25	M39X2			
32	M45X2			

1.2 O 形圈平面密封型式 O-Ring Flat Seal (GB/T 9065.3)

软管公称内径 HOSE DN	螺纹 THREAD	软管接头系列举例 HOSE FITTING	配用过渡接头系列举例 MATING ADAPTER	图样 FIGURE
5	M12X1.25	外螺纹软管接头 Male: 10311等	配用内螺纹过渡接头 Female: 2E9、9E等	
6	M14X1.5			
8	M16X1.5			
10	M18X1.5			
12	M22X1.5			
16	M27X1.5	内螺纹软管接头 Female: 20211、 20241、20291、 20212、20242、 20292等	配用外螺纹过渡接头 Male: 1E、1EH9-OG、 6E、AEHE-OG、1EG、 1ET-SP、1EN等	
20	M30X1.5			
22	M36X2			
25	M39X2			
32	M42X2			
40	M52X2			
50	M64X2			

2 德国DIN标准联接型式 DIN Connection

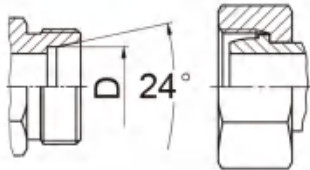
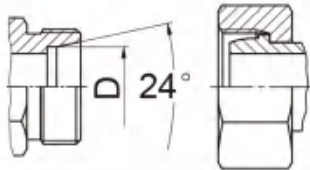
2.1 用卡套进行卡压密封型式 Compression Fitting (DIN 2353)

压力系列 MPa	软管公称内径 HOSE DN	螺纹 THREAD	管子直径D TUBE O.D.	软管接头系列 举例 HOSE FITTING	配用过渡接头系列举例 MATING ADAPTER	图样 FIGURE
轻系列 L	5	M12X1.5	6	外螺纹软管接头 Male: 10411、10412等。	配相应管子直径的无缝钢管, 用RL卡套及NL卡套螺母卡压联接。	
	6	M14X1.5	8			
	8	M16X1.5	10			
	10	M18X1.5	12	直管软管接头 Standpipe: 50011、50041、50091等的轻系列。	配RL卡套、NL卡套螺母、外螺纹过渡接头, 接头如1C、1CG、1CB、1CO等。	
	12	M22X1.5	15			
	16	M26X1.5	18			
	20	M30X2	22			
	25	M36X2	28			
	32	M45X2	35			
40	M52X2	42				
重系列 S	5	M16X1.5	8	外螺纹软管接头 Male: 10511、10512、10513等。	配相应管子直径的无缝钢管, 用RS卡套及NS卡套螺母卡压联接。	
	6	M18X1.5	10			
	8	M20X1.5	12			
	10	M22X1.5	14	直管软管接头 Standpipe: 50011、50041、50091等的重系列。	配RS卡套、NS卡套螺母、外螺纹过渡接头, 接头如1D、1DG、1DB、1DO等。	
	12	M24X1.5	16			
	16	M30X2	20			
	20	M36X2	25			
	25	M42X2	30			
	32	M52X2	38			

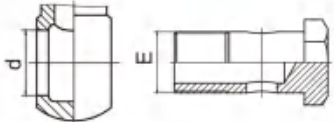
2.2 用24°锥面加O形圈密封型式 24° Cone O-Ring Seal (DIN 3865)

压力系列 MPa	软管公称内径 HOSE DN	螺纹 THREAD	管子直径D TUBE O.D.	软管接头系列 举例 HOSE FITTING	配用过渡接头系列举例 MATING ADAPTER	图样 FIGURE
轻系列 L	5	M12X1.5	6	外螺纹软管接头 Male: 10411、10412等。	配用内螺纹过渡接头 Female: 2C、2BC、2C9、3C、BC等。	
	6	M14X1.5	8			
	8	M16X1.5	10			
	10	M18X1.5	12			
	12	M22X1.5	15			
	16	M26X1.5	18	内螺纹软管接头 Female: 20411、20441、20491等的轻系列。	配用外螺纹过渡接头 Male: 1C、1CG、1CB、1CO、AC、ACCO-OG等。	
	20	M30X2	22			
	25	M36X2	28			
	32	M45X2	35			
	40	M52X2	42			
重系列 S	5	M16X1.5	8	外螺纹软管接头 Male: 10511、10512、10513等。	配用内螺纹过渡接头 Female: 2D、2BD、2D9、3D、BD等。	
	6	M18X1.5	10			
	8	M20X1.5	12			
	10	M22X1.5	14	内螺纹软管接头 Female: 20511、20512、20541、20591、20592等。	配用外螺纹过渡接头 Male: 1D、1DG、1DB、1DO、AD、ADDO-OG等。	
	12	M24X1.5	16			
	16	M30X2	20			
	20	M36X2	25			
	25	M42X2	30			
	32	M52X2	38			

2.3 用球面与24° 锥面密封型式 Multiseal To 24° Cone

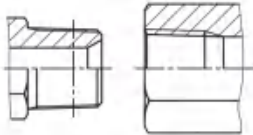
压力系列 MPa	软管公称内径 HOSE DN	螺纹 THREAD	管子直径D TUBE O.D.	软管接头系列 举例 HOSE FITTING	配用过渡接头 系列举例 MATING ADAPTER	图样 FIGURE
轻系列 L	5	M12X1.5	6	内螺纹软管接头 Female: 20411C、 20441C、 20491C等。	配用外螺纹过渡接头 Male: 1C、1CG、 1CB、1CO、AC、 ACCO-OG等。	
	6	M14X1.5	8			
	8	M16X1.5	10			
	10	M18X1.5	12			
	12	M22X1.5	15			
	16	M26X1.5	18			
	20	M30X2	22			
	25	M36X2	28			
	32	M45X2	35			
重系列 S	5	M16X1.5	8	内螺纹软管接头 Female: 20511C、 20512C、 20541C、 20591C、 20592C等。	配用外螺纹过渡接头 Male: 1D、1DG、 1DB、1DO、AD、 ADDO-OG等。	
	6	M18X1.5	10			
	8	M20X1.5	12			
	10	M22X1.5	14			
	12	M24X1.5	16			
	16	M30X2	20			
	20	M36X2	25			
25	M42X2	30				
32	M52X2	38				

2.4 铰接式组合垫密封 Banjo Bonded Seal (DIN 7642、DIN 7643)

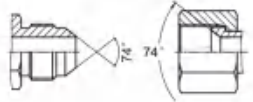
软管公称内径 HOSE DN	E	d	软管接头系列 举例 HOSE FITTING	配用过渡接头 系列举例 MATING ADAPTER	图样 FIGURE
5	M10X1	10.1	软管接头: 70011等	配用螺栓 Bolt: 700M	
6	M12X1.5	12.1			
8	M14X1.5	14.1			
10	M16X1.5	16.1			
12	M18X1.5	18.1			
16	M22X1.5	22.1			
20	M26X1.5	26.1			
25	M30X1.5	30.1			

3 美国接头联接型式 American Thread Type

3.1 用60° 锥管螺纹密封型式 60° Tapered Thread Seal (SAE J514)

软管公称内径 HOSE DN	螺纹 THREAD	软管接头系列举例 HOSE FITTING	配用过渡接头系列举例 MATING ADAPTER	图样 FIGURE
4	Z1/8"X27	外螺纹软管接头 Male: 15611、 15612等	配用内螺纹过渡接头 Female: 7N、7N9-PK、 GN-PK等	
6	Z1/4"X18			
10	Z3/8"X18			
12	Z1/2"X14			
20	Z3/4"X14			
25	Z1"X11.5			
32	Z1.1/4"X11.5			
40	Z1.1/2"X11.5			
50	Z2"X11.5			

3.2 74° 锥面密封型式 74° Cone Seal (SAE J514)

软管公称内径 HOSE DN	螺纹 THREAD	软管接头系列举例 HOSE FITTING	配用过渡接头系列举例 MATING ADAPTER	图样 FIGURE
4	5/16"-24	外螺纹软管接头 Male: 16711、 16712等	配用内螺纹过渡接头 Female: 2J、2J9等	
5	3/8"-24			
6	7/16"-20			
8	1/2"-20			
10	9/16"-18	内螺纹软管接头 Female: 26711、 26741、26791、 26712、26742、 26792等	配用外螺纹过渡接头 Male: 1J、1JH、 1JO9-OG、AJOJ-OG、 1JO、1JO9-OG、 1JN等	
12	3/4"-16			
16	7/8"-14			
20	1.1/16"-12			
25	1.5/16"-12			
32	1.5/8"-12			
40	1.7/8"-12			
50	2.1/2"-12			

3.3 O形圈平面密封型式 O-Ring Flat Seal (SAE J1453)

软管公称内径 HOSE DN	螺纹 THREAD	软管接头系列举例 HOSE FITTING	配用过渡接头系列举例 MATING ADAPTER	图样 FIGURE
6	9/16"-18	外螺纹软管接头 Male: 14211等	配用内螺纹过渡接头 Female: 2F、2F9、 CF等	
10	11/16"-16			
12	13/16"-16			
16	1"-14	内螺纹软管接头 Female: 24211、 24241、24291、 24212等	配用外螺纹过渡接头 Male: 1F、1FO、 1FO9-OG、 AFFO-OG等	
20	1.3/16"-12			
25	1.7/16"-12			
32	1.11/16"-12			
40	2"-12			

3.4 90° 锥面密封型式 90° Cone Seal (SAE J513)

软管公称内径 HOSE DN	螺纹 THREAD	软管接头系列 举例 HOSE FITTING	配用过渡接头系列 举例 MATING ADAPTER	图样 FIGURE
6	7/16"-20	外螺纹软管接头 Male: 17811等	配用内螺纹过渡接头 Female: 2P等	
8	1/2"-20			
10	5/8"-18	内螺纹软管接头 Female: 27811、 27841、27891等	配用外螺纹过渡接头 Male: 4P等	
12	3/4"-16			
16	7/8"-14			
20	1.1/16"-14			

3.5 六角端面O形圈密封型式 O-Ring Boss Seal (SAE J1926)

软管公称内径 HOSE DN	螺纹 THREAD	软管接头系列 举例 HOSE FITTING	配用过渡接头系列 举例 MATING ADAPTER	图样 FIGURE
4	5/16"-24	外螺纹软管接头 Male: 16011等	配用内螺纹过渡接头 Female: 50等。	
5	3/8"-24			
6	7/16"-20			
8	1/2"-20			
10	9/16"-18			
12	3/4"-16			
16	7/8"-14			
20	1.1/16"-12			
25	1.5/16"-12			
32	1.5/8"-12			
40	1.7/8"-12			
50	2.1/2"-12			

3.6 用O形圈密封的矿用接头 Staple-Lok Coupling

软管公称内径 HOSE DN	接头标号 FITTING DASH	J	K	软管接头系列 举例 HOSE FITTING	配用过渡接头 系列举例 MATING ADAPTER	图样 FIGURE
6	04	15.16	9.9	软管接头: 67011等	配用过渡接头: 2Y、2NY、7Y 等。	
10	06	20.17	13.9			
12	08	24.16	17.9			
20	12	29.16	23.9			
25	16	39.12	30.9			
32	20	46.15	37.9			
40	24	55.22	46.9			
50	32	64.21	55.9			

3.7 用O形圈密封的法兰接头 Flange Coupling (SAE J518)

压力系列 MPa	软管公称内径 HOSE DN	c	d	A	B	软管接头系列举例 HOSE FITTING	配用过渡接头系列举例 MATING ADAPTER	图样 FIGURE
标准压力系列	12	6.73	30.2	17.5	38.1	软管接头: 87311、87341、87391等	一般直接与机体油口相配 Connected With Port	<p>法兰头 Head 法兰夹 Clamp 法兰油口 Port 法兰装配 Assembly</p>
	20	6.73	38.1	22.2	47.6			
	25	8	44.4	26.2	52.4			
	32	8	50.8	30.2	58.7			
	40	8	60.3	35.7	69.9			
	50	9.53	71.4	42.9	77.8			
高压系列	12	7.75	31.7	18.2	40.5	软管接头: 87611、87641、87691、87613等	一般直接与机体油口相配 Connected With Port	<p>法兰头 Head 法兰夹 Clamp 法兰油口 Port 法兰装配 Assembly</p>
	20	8.76	41.3	23.8	50.8			
	25	9.53	47.6	27.8	57.2			
	32	10.29	54	31.8	66.7			
	40	12.57	63.5	36.6	79.4			
	50	12.57	79.4	44.4	96.8			

4 日本接头联接型式 Japanese Connection

4.1 公制螺纹60°锥面密封型式(小松) JIS Metric Thread 60° Cone Seal

软管公称内径 HOSE DN	螺纹 THREAD	软管接头系列举例 HOSE FITTING	配用过渡接头系列举例 MATING ADAPTER	图样 FIGURE
6	M14X1.5	外螺纹软管接头 Male: 18611等。	配用内螺纹过渡接头 Female: 2K9、BK等。	<p>60° 60°</p>
8	M16X1.5			
10	M18X1.5			
12	M22X1.5			
16	M24X1.5	内螺纹软管接头 Female: 28611、28641、28691等。	配用外螺纹过渡接头 Male: 1K、1KH9-OG、AK、AKKH-OG等。	
20	M30X1.5			
25	M33X1.5			
32	M36X1.5			
40	M42X1.5			

4.2 英管螺纹60° 锥面密封型式 (JIS B8363) JIS GAS Thread 60° Cone Seal

软管公称内径 HOSE DN	螺纹 THREAD	软管接头系列举例 HOSE FITTING	配用过渡接头系列举例 MATING ADAPTER	图样 FIGURE
6	G1/4 "X19	内螺纹软管接头 Female: 29611、 29641、29691等。	配用外螺纹过渡接头 Male: 1S、1SG9-OG、 1ST、ASSG-OG等。	
10	G3/8 "X19			
12	G1/2 "X14			
20	G3/4 "X19			
25	G1 "X11			
32	G1.1/4 "X11			
40	G1.1/2 "X11			

4.3 用55° 英锥管螺纹密封型式 BSPT Thread Seal

软管公称内径 HOSE DN	螺纹 THREAD	软管接头系列举例 HOSE FITTING	配用过渡接头系列 举例 MATING ADAPTER	图样 FIGURE
4	R1/8 "X28	外螺纹软管接头 Male: 13011-SP、 13012-SP等	配用内螺纹过渡接头 Female: 7T、 7T9-PK、GT-PK等	
6	R1/4 "X19			
10	R3/8 "X19			
12	R1/2 "X14			
20	R3/4 "X14			
25	R1 "X11			
32	R1.1/4 "X11			
40	R1.1/2 "X11			
50	R2 "X11			

5 英国接头联接型式 British Connection

5.1 英管螺纹60° 锥面密封或用组合垫密封的双用型式 60° Cone Seal Or Bonded Seal

软管公称 内径 HOSE DN	螺纹 THREAD	软管接头系列举例 HOSE FITTING	配用过渡接头系列举例 MATING ADAPTER	图样 FIGURE
4	G1/8 "X28	外螺纹软管接头 Male: 12611、12612 (仅适用于60°锥面密封)、12611A等 内螺纹软管接头 Female: 22611、 22641、22691、 22612等	配用于60°锥面密封的内螺纹 过渡接头 For Female 60° Cone Seal: 2B、2TB9-SP、3B9、 BB、CB等。 配用于组合垫密封的内螺纹 过渡接头 For Bonded Seal: 5TB、7B、GB-PK等。 配用于60°锥面的外螺纹过渡 接头 For Male 60° Cone Seal: 1B、1BG、AB、ABBG-OG等。	 用60°锥面密封 60° Cone Seal  用组合垫密封 Bonded Seal
6	G1/4 "X19			
10	G3/8 "X19			
12	G1/2 "X14			
20	G3/4 "X14			
25	G1 "X11			
32	G1.1/4 "X11			
40	G1.1/2 "X11			
50	G2 "X11			

螺纹扭矩建议表 Recommended Thread Torque

公制 O 形圈平面密封扭矩、74° 公制扭矩

公制螺纹 Metric Thread

螺纹 THREAD	螺母扭矩 N.M NUT TORQUE
M12x1.5	10-20
M14x1.5	20-35
M16x1.5	25-40
M18x1.5	30-45
M20x1.5	35-50
M22x1.5	40-70
M24x1.5	40-70
M26x1.5	60-100
M30x2.0	80-120
M36x2.0	100-150
M42x2.0	150-220
M45x2.0	180-250
M52X2.0	200-300

英管螺纹 BSP Thread

螺纹 THREAD	螺母扭矩 N.M NUT TORQUE
G1/8"x28	11-12
G1/4"x19	25-28
G3/8"x19	41-48
G1/2"x14	72-82
G5/8"X14	96-110
G3/4"X14	124-137
G1"x11	151-165
G1.1/4"x11	192-206
G1.1/2"x11	261-275
G2"x11	343-357

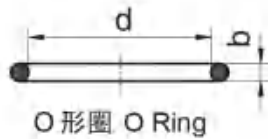
美制 JIC 螺纹 JIC Thread

螺纹 THREAD	螺母扭矩 N.M NUT TORQUE
7/16"x20	15-16
1/2"x20	19-21
9/16"x18	24-28
3/4"x16	49-53
7/8"x14	77-85
1.1/16"x12	107-119
1.3/16"x12	127-140
1.5/16"x12	147-154
1.5/8"x12	172-181
1.7/8"x12	215-226
2.1/2"x12	332-350

美制 ORFS 螺纹 ORFS Thread

螺纹 THREAD	螺母扭矩 N.M NUT TORQUE
9/16"x18	14-16
11/16"x16	24-27
13/16"x16	43-47
1"x14	60-68
1.3/16"x12	90-95
1.7/16"x12	125-135
1.11/16"x12	170-190
2"x12	200-225

密封件 Seal



O 形圈 O Ring

DIN 24° 锥轻系列 O 形圈密封用 O 形圈
For DIN 24° Cone O-ring L.T.


O形圈代号 PART NO.	螺纹 THREAD	d	b	管子外径 TUBE O.D.
O04.5x1.5	M12X1.5	4.5	1.5	6
O06.5x1.5	M14X1.5	6.5	1.5	8
O08.0x1.5	M16X1.5	8.0	1.5	10
O10.0x1.5	M18X1.5	10.0	1.5	12
O12.0x2.0	M22X1.5	12.0	2.0	15
O15.0x2.0	M26X1.5	15.0	2.0	18
O15.0x2.0	M27X1.5	15.0	2.0	18
O20.0x2.0	M30X2	20.0	2.0	22
O26.0x2.0	M36X2	26.0	2.0	28
O32.0x2.5	M45X2	32.0	2.5	35
O38.0x2.5	M52X2	38.0	2.5	42

DIN 24° 锥重系列 O 形圈密封用 O 形圈
For DIN 24° Cone O-ring H.T.

O形圈代号 PART NO.	螺纹 THREAD	d	b	管子外径 TUBE O.D.
O04.5x1.5	M14X1.5	4.5	1.5	6
O06.5x1.5	M16X1.5	6.5	1.5	8
O08.0x1.5	M18X1.5	8.0	1.5	10
O10.0x1.5	M20X1.5	10.0	1.5	12
O11.0x2.0	M22X1.5	11.0	2.0	14
O13.0x2.0	M24X1.5	13.0	2.0	16
O16.3x2.4	M30X2	16.3	2.4	20
O20.3x2.4	M36X2	20.3	2.4	25
O25.3x2.4	M42X2	25.3	2.4	30
O33.3x2.4	M52X2	33.3	2.4	38

美制 ORFS 外螺纹平面 O 形圈密封用 O 形圈
For ORFS Male O-ring

O形圈代号 PART NO.	螺纹 THREAD	d	b
O011	9/16"x18UNF	7.65	1.78
O012	11/16"x16UN	9.25	1.78
O014	13/16"x16UN	12.42	1.78
O016	1"x14UNSF	15.6	1.78
O018	1.3/16"x12UN	18.77	1.78
O021	1.7/16"x12UN	23.52	1.78
O025	1.11/16"x12UN	29.87	1.78
O029	2"x12UN	37.82	1.78



组合垫 Bonded Seal

SAE 法兰用 O 形圈 For SAE Flange O-ring

O形圈代号 PART NO.	法兰型号 FLANGE SIZE	d	b
O210	1/2"	18.64	3.53
O214	3/4"	24.99	3.53
O219	1"	32.92	3.53
O222	1.1/4"	37.69	3.53
O225	1.1/2"	47.22	3.53
O228	2"	56.74	3.53
O232	2.1/4"	69.44	3.53

JIS 法兰用 O 形圈 For JIS Flange O Ring

O形圈代号 PART NO.	法兰型号 FLANGE SIZE	d	b
O212	5/8"	21.82	3.53

英管外螺纹 O 形圈密封接头用 O 形圈
For BSP Male O-ring

O形圈代号 PART NO.	螺纹 THREAD	d	b
O011	G1/8"X28	7.65	1.78
O111	G1/4"X19	10.77	2.62
O113	G3/8"X19	13.94	2.62
O115	G1/2"X14	17.12	2.62
O910	G5/8"X14	19.18	2.46
O119	G3/4"X14	23.47	2.62
O217	G1"X11	29.74	3.53
O222	G1.1/4"X11	37.69	3.53
O224	G1.1/2"X11	44.04	3.53
O54.0X3.0	G2"X11	54	3

美制 SAE 外螺纹 O 形圈密封接头用 O 形圈
For SAE Male O-ring

O形圈代号 PART NO.	螺纹 THREAD	d	b
O904	7/16"x20UNF	8.92	1.83
O905	1/2"x20UNF	10.52	1.83
O906	9/16"x18UNF	11.89	1.98
O908	3/4"x16UNF	16.36	2.21
O910	7/8"x14UNF	19.18	2.46
O912	1.1/16"x12UN	23.47	2.95
O914	1.3/16"x12UN	26.62	2.95
O916	1.5/16"x12UN	29.74	2.95
O920	1.5/8"x12UN	37.46	3.00
O924	1.7/8"x12UN	43.69	3.00
O932	2.1/2"x12UN	59.36	3.00

附加资料 Information

英管内螺纹 60° 外锥面用 O 形圈
For BSP Female 60° Cone O-ring

O形圈代号 PART NO.	螺纹 THREAD	d	b
O171	G3/4"X14	17.1	1.6
O221	G1"X11	22.1	1.6
O291	G1.1/4"X11	29.1	1.6
O351	G1.1/2"X11	35.1	1.6

水管接头用 O 形圈 For Waterwash O-ring

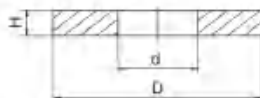
O形圈代号 PART NO.	螺纹 THREAD	d	b
O10.0X2.0	M22x1.5	10.0	2.0

SAE 矿用接头用 O 形圈 For SAE Staplelok O-ring

O形圈代号 PART NO.	接头规格 FITTING SIZE	d	b
O06.0X2.0	-04	6.0	2.0
O10.0X2.0	-06	10.0	2.0
O13.0X2.5	-08	13.0	2.5
O19.0X2.5	-12	19.0	2.5
O25.0X2.5	-16	25.0	2.5
O33.0X2.5	-20	33.0	2.5
O40.0X3.0	-24	40.0	3.0
O50.0X3.0	-32	50.0	3.0

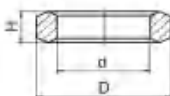
公制外螺纹可调向柱端用 O 形圈
For Metric Male Adjustable Stud End O-ring

O形圈代号 PART NO.	螺纹 THREAD	d	b
O06.1X1.6	M8X1	6.1	1.6
O08.1X1.6	M10X1	8.1	1.6
O09.3X2.4	M12X1.5	9.3	2.4
O11.3X2.4	M14X1.5	11.3	2.4
O13.3X2.4	M16X1.5	13.3	2.4
O15.3X2.4	M18X1.5	15.3	2.4
O17.3X2.4	M20X1.5	17.3	2.4
O19.3X2.4	M22X1.5	19.3	2.4
O21.3X3.0	M24X1.5	21.3	3.0
O23.5X3.0	M26X1.5	23.5	3.0
O23.5X3.0	M27X2	23.5	3.0
O26.5X3.0	M30X2	26.5	3.0
O29.5X3.0	M33X2	29.5	3.0
O38.5X3.0	M42X2	38.5	3.0
O44.5X3.0	M48X2	44.5	3.0
O56.2X3.0	M60X2	56.2	3.0



压力表紫铜垫片

垫片代号	d	D	H
DP-B04G	6	11	2
DP-B08G	6	18	2

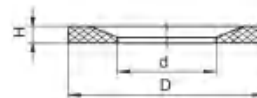


压力表钢垫片

垫片代号	d	D	H
DP-B04DK	6	11.3	4.5
DP-B08DK	12	18.5	5

六角端面密封用组合垫 Bonded Seal

组合垫代号 PART NO.	螺纹 THREAD	d	D
ZHD-10	M10 、 G1/8"	10.4	16
ZHD-14	M14 、 G1/4"	14.4	20
ZHD-16	M16	16.4	22
ZHD-18	M18 、 G3/8"	18.4	25
ZHD-22	M22 、 G1/2"	22.5	30
ZHD-24	M24	24.5	32
ZHD-27	M27 、 G3/4"	27.5	35
ZHD-30	M30	30.5	38
ZHD-33	M33 、 G1"	33.5	42
ZHD-36	M36	36.6	46
ZHD-42	M42 、 G1.1/4"	42.6	53
ZHD-45	M45	45.6	56
ZHD-48	M48 、 G1.1/2"	48.7	60
ZHD-52	M52	52.7	66
ZHD-60	M60 、 G2"	60.7	75



胶垫 CAPTIVE

胶垫代号 PART NO.	螺纹 THREAD	d	D	H
WD-B02	G1/8"X28	8.4	11.9	1.0
WD-B04	G1/4"X19	11.6	16.5	1.5
WD-B06	G3/8"X19	14.7	18.9	1.5
WD-B08	G1/2"X14	18.5	23.9	1.5
WD-B12	G3/4"X14	23.9	29.2	1.5
WD-B16	G1"X11	29.7	35.7	2.0
WD-B20	G1.1/4"X11	38.8	45.8	2.0
WD-B24	G1.1/2"X11	44.7	50.7	2.0
WD-B02	M10X1	8.4	11.9	1.0
WD-M12	M12X1.5	9.8	14.4	1.5
WD-M14	M14X1.5	11.8	16.5	1.5
WD-M16	M16X1.5	13.8	18.9	1.5
WD-M18	M18X1.5	15.7	20.9	1.5
WD-M20	M20X1.5	17.8	22.9	1.5
WD-M22	M22X1.5	19.6	24.3	1.5
WD-B12	M26X1.5	23.9	29.2	1.5
WD-B12	M27X2	23.9	29.2	1.5
WD-B16	M33X2	29.7	35.7	1.5
WD-B20	M42X2	38.8	45.8	2.0
WD-B24	M48X2	44.7	50.7	2.0

单位转换表 Conversion Factor

名称 DENOMINATION	单位 UNIT	转换单位 CONVERSION UNIT	转换系数 FACTOR
长度 LENGTH	英寸 in	毫米 mm	25.4
	毫米 mm	英寸 in	0.03937
	英尺 ft	米 m	0.3048
	米 m	英尺 ft	3.28084
面积 AREA	平方英寸 in ²	平方厘米 cm ²	6.4516
	平方厘米 cm ²	平方英寸 in ²	0.1550
体积 VOLUME	英加仑 gal	升 l	4.54609
	升 l	英加仑 gal	0.219969
	美加仑 gal	升 l	3.78541
	升 l	美加仑 gal	0.264172
	升 l	分米 ³	1
质量 MASS	磅 lb	千克 kg	0.453592
	千克 kg	磅 lb	2.204622
力矩 TORQU	磅力·英寸 lbf.in	牛·米 N.m	0.112985
	牛·米 N.m	磅力·英寸 lbf.in	8.85075
压力 PRESSURE	磅力/英寸 ² psi	巴 bar	0.06895
	巴 bar	磅力/英寸 ² psi	14.5038
	磅力/英寸 ² psi	兆帕 MPa	0.006895
	兆帕 MPa	磅力/英寸 ² psi	145.038
	兆帕 MPa	巴 bar	10
	巴 bar	兆帕 MPa	0.1
	帕 Pa	巴 bar	10 ⁻⁵
	巴 bar	帕 Pa	10 ⁵
速度 VELOCITY	英尺/秒 ft/s	米/秒 m/s	0.3048
	米/秒 m/s	英尺/秒 ft/s	3.28084
流量 FLOW RATE	英加仑/分 gal/min.	升/分 l/min.	4.54609
	升/分 l/min.	英加仑/分 gal/min.	0.219969
	美加仑/分 gal/min.	升/分 l/min.	3.78541
	升/分 l/min.	美加仑/分 gal/min.	0.264172
温度 TEMPERATURE	华氏度 °F	摄氏度 °C	5/9* (华氏温度 °F-32)
	摄氏度 °C	华氏度 °F	摄氏温度 °C*9/5+32